

Houston Pilots Forecast Package



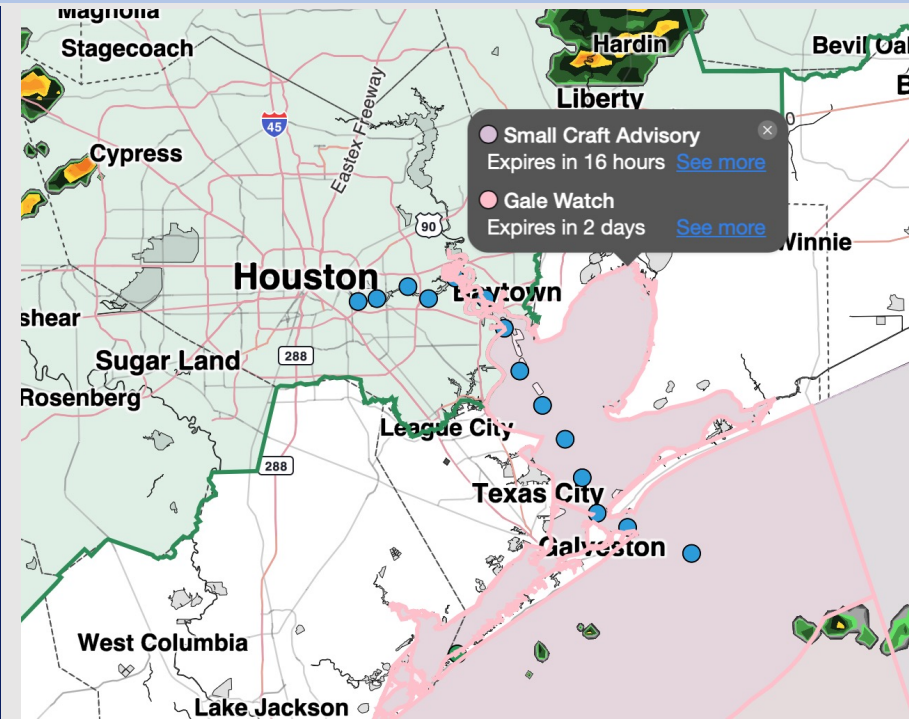
Updated: 11:00 PM CT

Thursday, April 30, 2026

Forecaster: Tyler Riggles

Weather Headlines

- **Scattered storms expected throughout today. A few strong to severe storms possible.**
- **Non-thunderstorm wind gusts up to 30 kts possible today and Saturday.**
- **No fog concerns over the next 72 hours.**



Current Radar: 10:59 PM CT

As always, please do not hesitate to reach out to us with any forecast questions at [\(317\)-560-8122](tel:317-560-8122). Press 1 for forecast questions.



You can also access real-time forecast updates and 24/7 meteorological chat assistance on your [Clarity](#) app.

Houston Pilots Tropical Update



Seasonal Hurricane Outlook

2026 Hurricane Season Outlook



Updated: 4/9/26

Forecaster: Waits



2026 Hurricane Season Forecast Stats			
Named Storms	Hurricanes	Major Hurricanes	ACE
9 - 13	3 - 6	1 - 3	BELOW NORMAL

Graphic to the left represents our favored seasonal outlook for the 2026 Hurricane Season. Conditions expected to be less favorable for tropical development within the Gulf this season.

No notable tropical development is expected over the next 7 days.

Much Below Normal
Below Normal
Near Normal
Above Normal
Much Above Normal

Houston Pilots Visibility Chart (miles)



Forecast Confidence



Visibility	Fri 12 am	Fri 1 am	Fri 2 am	Fri 3 am	Fri 4 am	Fri 5 am	Fri 6 am	Fri 7 am	Fri 8 am	Fri 9 am	Fri 10 am	Fri 11 am	Fri 12 pm	Fri 1 pm	Fri 2 pm	Fri 3 pm	Fri 4 pm	Fri 5 pm	Fri 6 pm	Fri 7 pm	Fri 8 pm	Fri 9 pm	Fri 10 pm	Fri 11 pm
Houston Pilots N - 610 Bridge	6.9	6.9	6.9	6.9	6.9	6.9	9	9	7.9	2.9	2.5	4.9	2.5	3.9	2.9	2.9	2.5	2.5	3	2.5	3	3.9	4.9	5.9
Houston Pilots M - Kinder 1	6.9	6.9	6.9	6.9	6.9	6.9	7.9	9	6.9	2.9	2.5	4.9	2.5	3.9	2.9	2.9	2.5	2.5	3	2.5	3	3.9	4.9	4.9
Houston Pilots L - Greens Bayou	4.9	5.9	5.9	5.9	6.9	6.9	6.9	7.9	6.9	2.9	1.6	4.9	2.5	2.9	2	2.5	2	2	2.5	2	2.5	3.9	3.9	4.9
Houston Pilots K - Shell Crude	4.9	4.9	4.9	4.9	5.9	5.9	6.9	6.9	6.9	2.9	1.6	3.9	2.5	2.9	2	2.5	2	2	2.5	2	3	3	3.9	4.9
Houston Pilots J - Lynchburg Ferries	4.9	5.9	5.9	5.9	6.9	6.9	6.9	6.9	5.9	2.9	1.6	3.9	2.5	2	2	2	2	2	2.5	2	2.5	3	3.9	3.9
Houston Pilots I - Exxon 3	4.9	4.9	4.9	4.9	5.9	5.9	6.9	6.9	5.9	2.9	1.6	3.9	2.5	2.9	2	2.5	2	2	2.5	2	2.5	3	3.9	3.9
Houston Pilots H - Morgans Point	4.9	4.9	4.9	4.9	4.9	4.9	6.9	6.9	4.9	2	1.6	3.9	2.5	2.9	2	2.5	2	2	2.5	2	2.5	3	3.9	3.9
Houston Pilots G - 75/76	3.9	3.9	3.9	3.9	4.9	4.9	4.9	5.9	4.9	2	2	2.9	2.5	2.9	2	2.5	2	2	2.5	2	2.5	3	3.9	9
Houston Pilots F - 63/64	3.9	3.9	3.9	3.9	4.9	4.9	4.9	5.9	4.9	2	2	2.9	3.9	3.9	2	2.5	2	2	2.5	2	2.5	3	3.9	9
Houston Pilots E - 51/52	4.9	3.9	3.9	3.9	4.9	4.9	4.9	6.9	4.9	2	2	3.9	3.9	2.9	2	1.6	1.6	1.6	2	2	2.5	3	3	9
Houston Pilots D - 37/38	4.9	3.9	3.9	3.9	4.9	4.9	4.9	6.9	4.9	2.5	2	3.9	3.9	2.9	2	1.6	1.6	1.6	2	2	2.5	3	3	9
Houston Pilots C - 25/26	4.9	3.9	3.9	3.9	4.9	4.9	6.9	6.9	4.9	2.9	2	3.9	3.9	2.9	2	1.6	2	1.6	2	2	2.5	3	3	9
Houston Pilots B - 11/12	4.9	3.9	4.9	4.9	4.9	4.9	6.9	6.9	4.9	4.9	2.9	3.9	4.9	2.9	2	2.5	2.5	2	2.5	2.5	2.5	3	3.9	9
Houston Pilots A - 1 & 2 Bravo	4.9	4.9	4.9	4.9	4.9	4.9	4.9	5.9	4.9	4.9	3.9	3.9	4.9	2.9	2.9	2.9	2.5	2.5	2.5	2.5	3	3	3.9	9

NOTE: This is automated data that may/may not agree with the official B.A.M. thinking that's found on the daily slides or special visibility report slides. This data should be used as a guide only

Houston Pilots Wind Chart

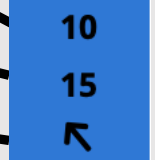


Forecast Confidence



Sustained Wind 10 Knots
Gusts 15 Knots
Wind from the SE

Example



Wind	Fri 12 am	Fri 1 am	Fri 2 am	Fri 3 am	Fri 4 am	Fri 5 am	Fri 6 am	Fri 7 am	Fri 8 am	Fri 9 am	Fri 10 am	Fri 11 am	Fri 12 pm	Fri 1 pm	Fri 2 pm	Fri 3 pm	Fri 4 pm	Fri 5 pm	Fri 6 pm	Fri 7 pm	Fri 8 pm	Fri 9 pm	Fri 10 pm	Fri 11 pm
Houston Pilots N - 610 Bridge	8 17 ←	8 16 ←	8 17 ←	8 16 ←	8 17 ←	9 18 ←	9 18 ←	10 18 ←	10 20 ←	10 21 ←	10 21 ←	12 22 ←	13 23 ←	13 24 ←	13 24 ←	13 25 ←	13 26 ←	14 26 ←	14 29 ←	15 29 ←	15 30 ←	15 30 ←	16 31 ←	16 32 ←
Houston Pilots M - Kinder 1	8 16 ←	8 16 ←	8 16 ←	8 16 ←	8 17 ←	9 17 ←	9 18 ←	9 18 ←	9 18 ←	10 21 ←	10 21 ←	10 22 ←	13 23 ←	13 24 ←	13 24 ←	13 25 ←	13 26 ←	14 26 ←	14 29 ←	15 29 ←	15 30 ←	15 30 ←	15 31 ←	16 32 ←
Houston Pilots L - Greens Bayou	8 16 ←	8 16 ←	8 16 ←	8 16 ←	8 17 ←	9 17 ←	9 18 ←	9 18 ←	10 18 ←	10 20 ←	10 21 ←	12 22 ←	13 23 ←	13 23 ←	13 24 ←	13 24 ←	13 25 ←	14 26 ←	15 26 ←	15 28 ←	15 29 ←	15 29 ←	15 31 ←	16 32 ←
Houston Pilots K - Shell Crude	8 16 ←	8 16 ←	8 16 ←	8 16 ←	8 17 ←	9 17 ←	9 18 ←	9 18 ←	10 20 ←	10 21 ←	10 21 ←	12 22 ←	13 23 ←	13 24 ←	13 24 ←	13 25 ←	13 26 ←	14 26 ←	14 29 ←	15 29 ←	15 30 ←	15 30 ←	16 32 ←	16 32 ←
Houston Pilots J - Lynchburg Ferries	8 16 ←	8 16 ←	8 16 ←	8 16 ←	8 17 ←	8 17 ←	9 17 ←	9 18 ←	9 18 ←	10 20 ←	10 21 ←	12 21 ←	13 22 ←	13 23 ←	13 24 ←	13 25 ←	14 26 ←	14 28 ←	15 29 ←	15 29 ←	15 29 ←	15 30 ←	16 31 ←	16 32 ←
Houston Pilots I - Exxon 3	13 17 ←	13 17 ←	13 17 ←	13 18 ←	13 18 ←	14 20 ←	14 20 ←	14 21 ←	14 21 ←	15 21 ←	15 22 ←	15 22 ←	15 23 ←	15 24 ←	15 24 ←	16 26 ←	16 26 ←	17 28 ←	18 29 ←	18 29 ←	20 29 ←	20 30 ←	22 32 ←	23 33 ←
Houston Pilots H - Morgans Point	13 17 ←	13 17 ←	13 17 ←	13 18 ←	13 18 ←	14 20 ←	14 21 ←	14 21 ←	14 21 ←	15 22 ←	15 22 ←	15 23 ←	15 23 ←	15 25 ←	15 25 ←	16 26 ←	17 28 ←	17 29 ←	18 29 ←	20 30 ←	20 30 ←	20 31 ←	22 35 ←	23 35 ←
Houston Pilots G - 75/76	14 20 ←	14 20 ←	14 20 ←	15 21 ←	15 22 ←	15 22 ←	16 23 ←	16 23 ←	16 24 ←	16 24 ←	16 24 ←	16 24 ←	16 25 ←	16 26 ←	17 26 ←	17 29 ←	18 29 ←	18 29 ←	21 31 ←	21 31 ←	21 32 ←	22 33 ←	24 36 ←	25 37 ←
Houston Pilots F - 63/64	14 20 ←	14 20 ←	14 20 ←	15 21 ←	15 22 ←	15 22 ←	16 23 ←	16 23 ←	16 24 ←	17 24 ←	17 24 ←	17 24 ←	17 25 ←	17 26 ←	17 26 ←	18 29 ←	18 29 ←	18 29 ←	21 31 ←	21 31 ←	21 31 ←	23 33 ←	24 36 ←	25 37 ←
Houston Pilots E - 51/52	13 18 ←	14 20 ←	14 20 ←	15 21 ←	15 22 ←	15 22 ←	15 23 ←	16 23 ←	16 24 ←	17 25 ←	17 25 ←	17 26 ←	17 26 ←	17 28 ←	18 29 ←	18 29 ←	18 29 ←	18 29 ←	20 30 ←	20 30 ←	21 31 ←	23 33 ←	25 36 ←	26 38 ←
Houston Pilots D - 37/38	13 18 ←	13 18 ←	13 18 ←	14 20 ←	15 21 ←	15 22 ←	15 22 ←	15 22 ←	15 22 ←	16 23 ←	16 23 ←	17 24 ←	17 25 ←	17 26 ←	17 28 ←	18 29 ←	18 29 ←	18 29 ←	20 29 ←	20 30 ←	22 31 ←	23 33 ←	25 36 ←	26 38 ←
Houston Pilots C - 25/26	13 17 ←	13 17 ←	13 17 ←	13 18 ←	14 20 ←	14 20 ←	15 21 ←	15 21 ←	15 22 ←	16 23 ←	16 24 ←	16 24 ←	17 25 ←	17 26 ←	17 26 ←	18 29 ←	18 29 ←	18 29 ←	20 29 ←	20 30 ←	21 31 ←	23 33 ←	24 36 ←	25 37 ←
Houston Pilots B - 11/12	10 16 ←	10 17 ←	12 17 ←	12 17 ←	13 17 ←	13 18 ←	13 18 ←	13 18 ←	13 20 ←	14 21 ←	15 22 ←	15 22 ←	16 24 ←	17 25 ←	17 26 ←	17 28 ←	17 28 ←	18 28 ←	18 28 ←	20 28 ←	20 29 ←	21 31 ←	23 33 ←	24 33 ←
Houston Pilots A - 1 & 2 Bravo	13 17 ←	13 17 ←	13 18 ←	13 20 ←	14 20 ←	15 21 ←	15 21 ←	15 21 ←	15 21 ←	15 22 ←	15 22 ←	16 23 ←	16 24 ←	17 25 ←	17 25 ←	17 26 ←	17 28 ←	18 28 ←	18 29 ←	20 29 ←	21 31 ←	22 32 ←	24 35 ←	25 37 ←

NOTE: This is automated data that may/may not agree with the official BAM thinking that's found on the daily slides. This data should be used as a guide only.

Houston Pilots: FRI. 5/1/2026

Forecast Discussion

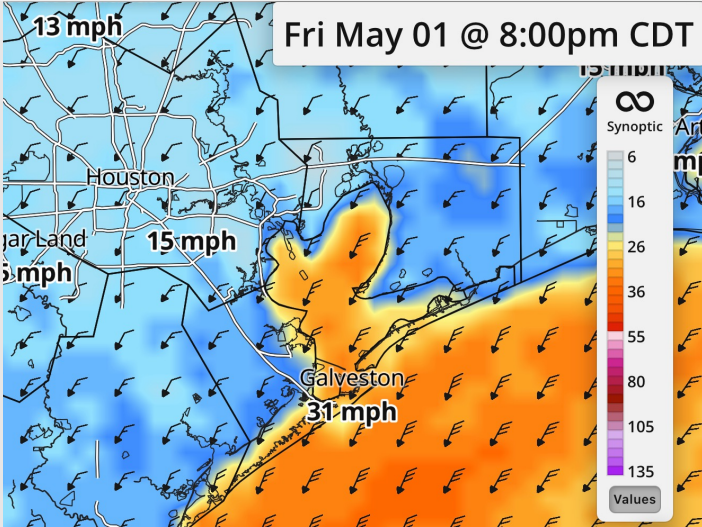
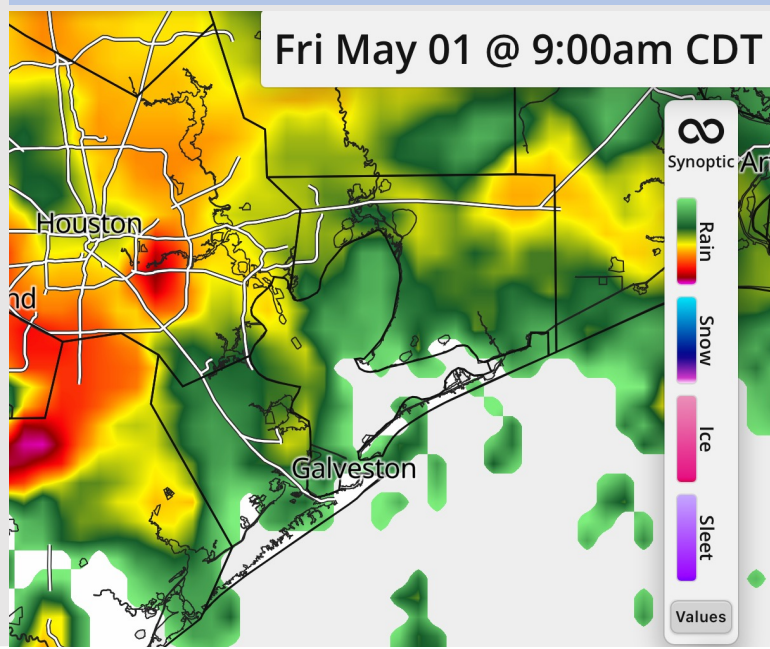
Precip: Scattered to widespread storms move in after 7 AM. Storms move out by 9 PM. **Lightning, gusts near 50 kts, and hail will be risks with storms.**

Wind: Winds out of the SE/ESE through 8 PM before turning to blow from the NE thereafter. **N of Morgan's Point:** Winds of 5 – 10 kts, increasing to 11 – 17 kts after 10 AM. **S of Morgan's Point:** Winds of 12 – 19 kts, increasing to 17 – 25 kts after 10 AM. **Non thunderstorm gusts near 25 – 30 kts possible after 5 AM.**

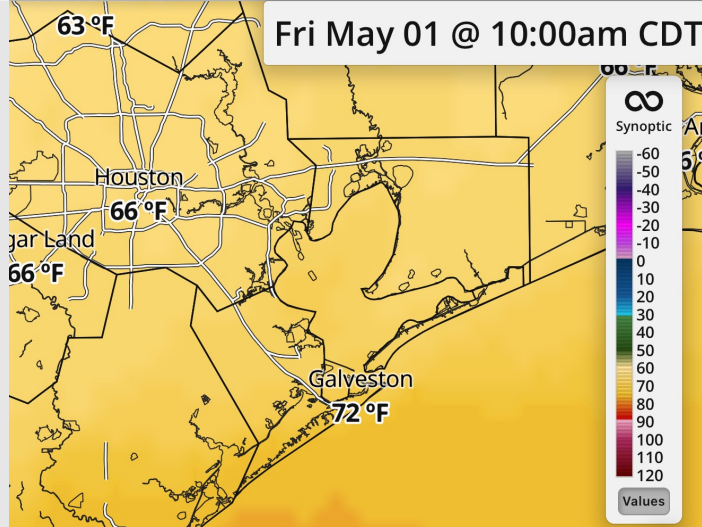
High Temps: **N of Morgan's Point:** Upper 60s F. **S of Morgan's Point:** Low 70s F.

Visibility: No fog concerns today, but visibilities can be reduced under heavy downpours.

Precip Image: 9 AM CT



Wind Speed:
8 PM CT



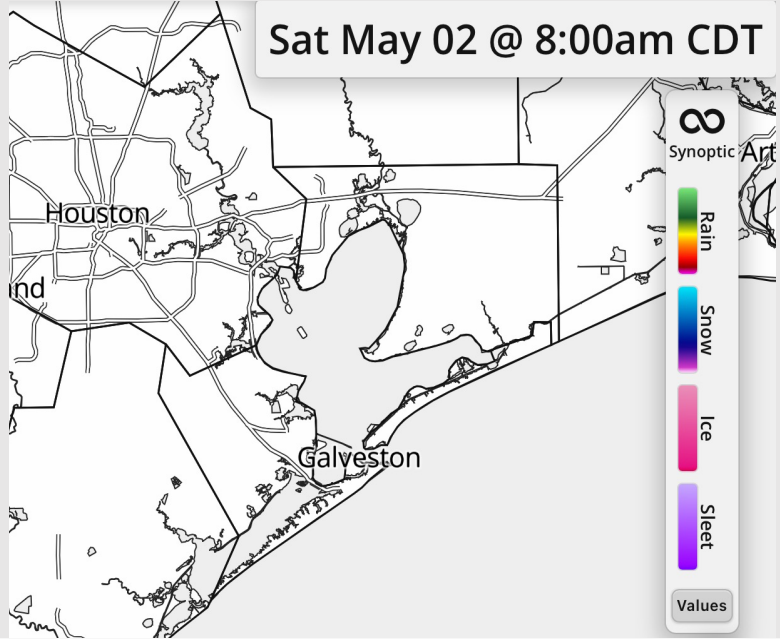
High Temps
Friday

Houston Pilots: SAT. 5/2/2026

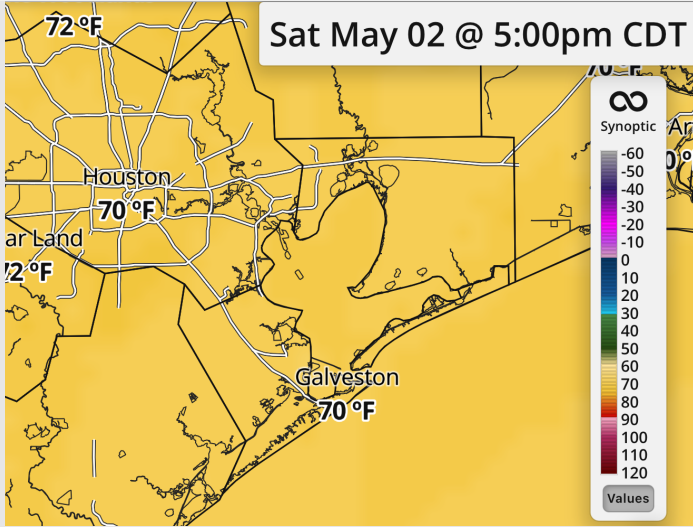
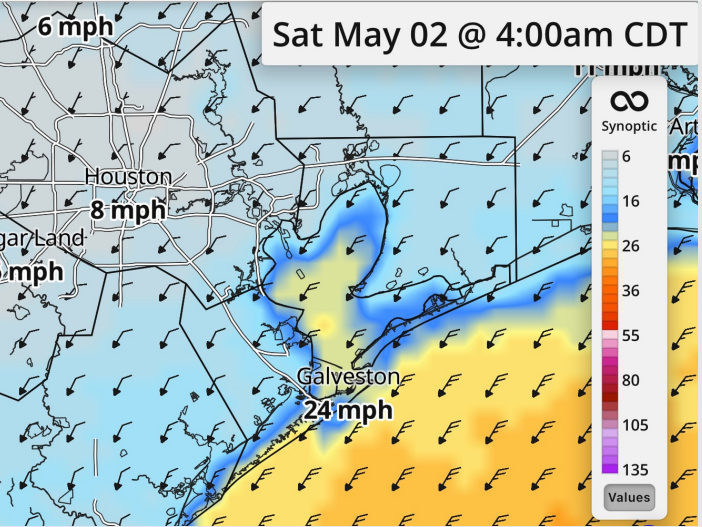
Forecast Discussion

- Precip:** Favoring dry conditions Saturday.
- Wind:** Winds out of the NE for the entire day. **N of Morgan's Point:** Winds of 7 - 12 kts. **S of Morgan's Point:** Winds of 14 - 19 kts. **Gusts near 25 kts possible through the entire day.**
- High Temps:** **N of Morgan's Point:** Low 70s F. **S of Morgan's Point:** Low 70s F.
- Visibility:** No visibility concerns Saturday.

Precip Image: 8 AM CT



Wind Speed:
4 AM CT



High Temps
Saturday

Houston Pilots: SUN. 5/3/2026

Forecast Discussion

Precip: Favoring dry conditions for Sunday.

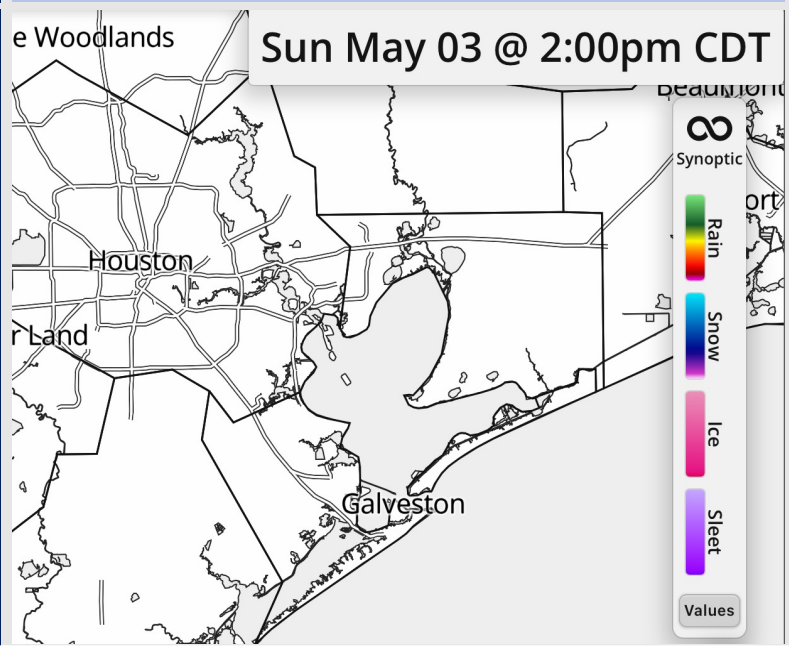
Wind: Winds will be out of the NE through 7 AM, slowly turning clockwise after that time and settling out of the SE after 1 PM.

N of Morgan's Point: Winds of 2 – 7 kts. **S of Morgan's Point:** Winds of 10 – 15 kts through 5 AM before decreasing to 3 – 8 kts.

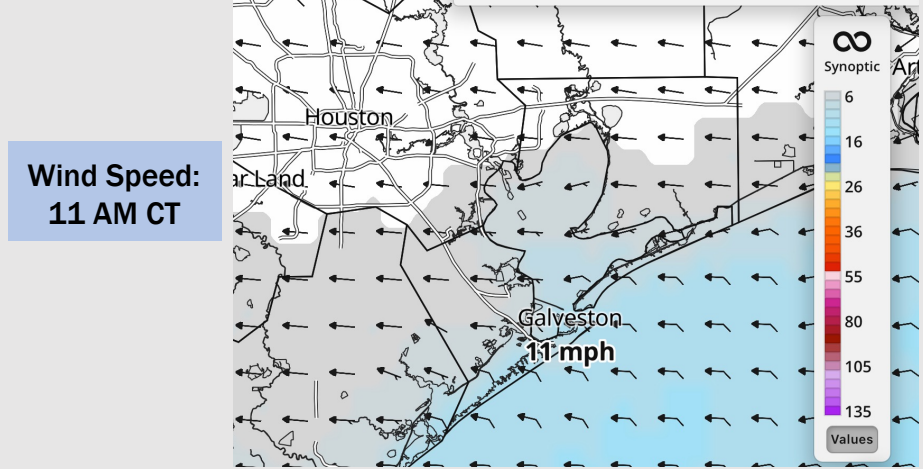
High Temps: N of Morgan's Point: Mid 70s F. S of Morgan's Point: Low 70s F.

Visibility: No visibility concerns Sunday.

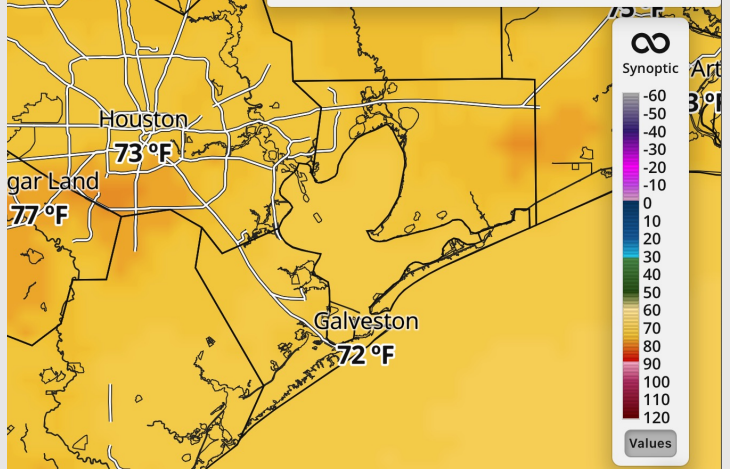
Precip Image: 2 PM CT



Wind Speed: 11 AM CT

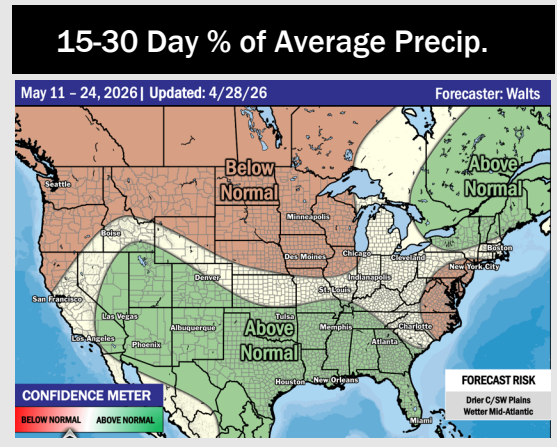
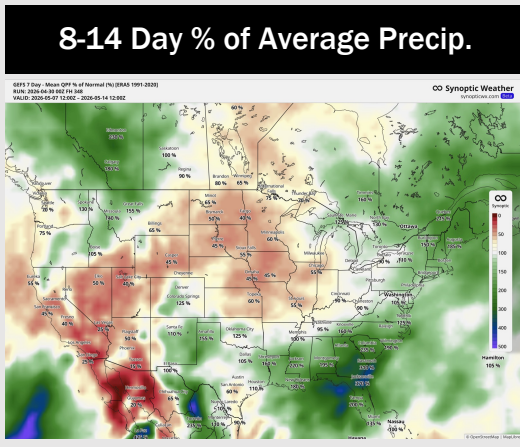

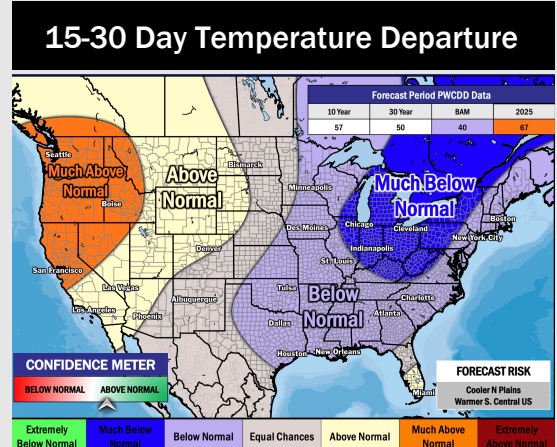
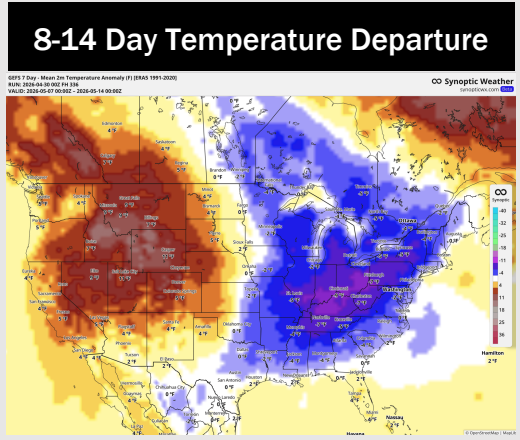
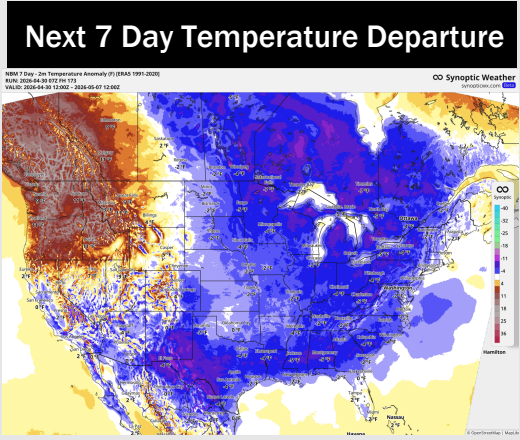


High Temps Sunday



High Temps Sunday

Houston Pilots: 5/1/2026



- Below normal temps are favored over the next 7 days with moderate rain under thunderstorms.
- Below normal temperatures and near normal / slightly above normal rain chances in the Week 2 period.
- Below normal temperatures and above normal rainfall expected through the the third week of May.