

# Houston Pilots Forecast Package

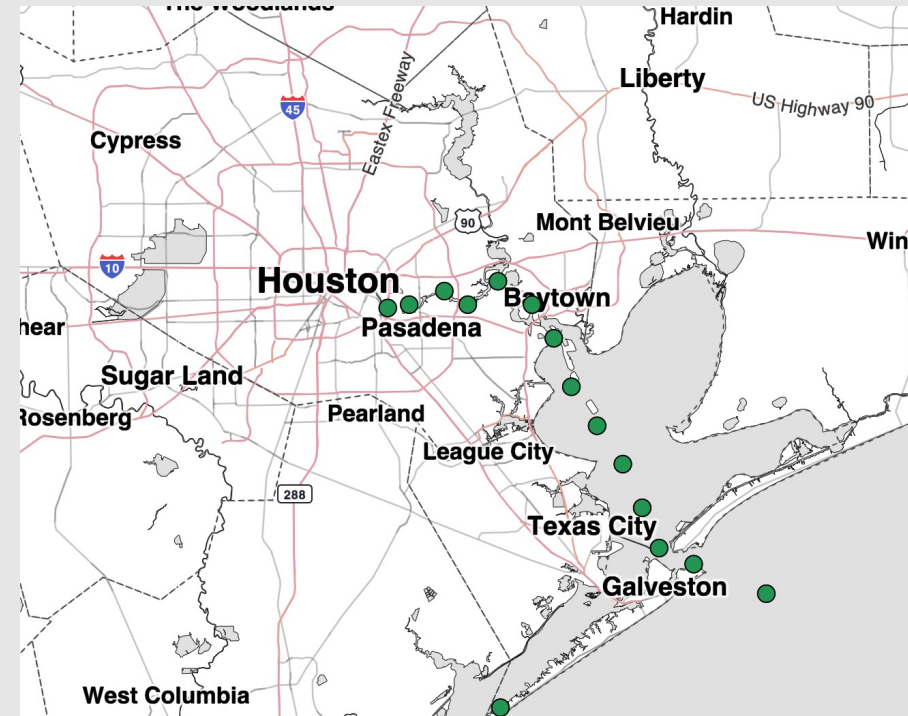


Updated: 10:00 PM CT  
Sunday, May 3, 2026

Forecaster: Tyler Riggles

## Weather Headlines

- Wind gusts of 20 - 25kts expected Tuesday and Wednesday.
- Favoring dry conditions the next 72 hours.
- No visibility concerns over the next 72 hours.



Current Radar: 9:48 PM CT

As always, please do not hesitate to reach out to us with any forecast questions at [\(317\)-560-8122](tel:317-560-8122). Press 1 for forecast questions.



You can also access real-time forecast updates and 24/7 meteorological chat assistance on your [Clarity](#) app.

# Houston Pilots Tropical Update



## Seasonal Hurricane Outlook

### 2026 Hurricane Season Outlook



Updated: 4/9/26

Forecaster: Waits



2026 Hurricane Season Forecast Stats			
Named Storms	Hurricanes	Major Hurricanes	ACE
9 - 13	3 - 6	1 - 3	BELOW NORMAL

Much Below Normal
Below Normal
Near Normal
Above Normal
Much Above Normal

Graphic to the left represents our favored seasonal outlook for the 2026 Hurricane Season. Conditions expected to be less favorable for tropical development within the Gulf this season.

No notable tropical development is expected over the next 7 days.

# Houston Pilots Visibility Chart (miles)



## Forecast Confidence



Visibility	Sun 11 pm	Mon 12 am	Mon 1 am	Mon 2 am	Mon 3 am	Mon 4 am	Mon 5 am	Mon 6 am	Mon 7 am	Mon 8 am	Mon 9 am	Mon 10 am	Mon 11 am	Mon 12 pm	Mon 1 pm	Mon 2 pm	Mon 3 pm	Mon 4 pm	Mon 5 pm	Mon 6 pm	Mon 7 pm	Mon 8 pm	Mon 9 pm	Mon 10 pm
Houston Pilots N - 610 Bridge	10	10	10	10	10	10	10	10	10	10	10	10	10	10	10	10	10	10	10	10	10	10	10	10
Houston Pilots M - Kinder 1	10	10	10	10	10	10	10	10	10	10	10	10	10	10	10	10	10	10	10	10	10	10	10	10
Houston Pilots L - Greens Bayou	10	10	10	10	10	10	10	10	10	10	10	10	10	10	10	10	10	10	10	10	10	10	10	10
Houston Pilots K - Shell Crude	10	10	10	10	10	10	10	10	10	10	10	10	10	10	10	10	10	10	10	10	10	10	10	10
Houston Pilots J - Lynchburg Ferries	10	10	10	10	10	10	10	10	10	10	10	10	10	10	10	10	10	10	10	10	10	10	10	10
Houston Pilots I - Exxon 3	10	10	10	10	10	10	10	10	10	10	10	10	10	10	10	10	10	10	10	10	10	10	10	10
Houston Pilots H - Morgans Point	10	10	10	10	10	10	10	10	10	10	10	10	10	10	10	10	10	10	10	10	10	10	10	10
Houston Pilots G - 75/76	10	10	10	10	10	10	10	10	10	10	10	10	10	10	10	10	10	10	9	9	7.9	7.9	10	10
Houston Pilots F - 63/64	10	10	10	10	10	10	10	10	10	10	10	10	10	10	10	10	10	10	9	7.9	6.9	6.9	10	10
Houston Pilots E - 51/52	10	10	10	10	10	10	10	10	10	10	10	9	8	9	9	9	10	10	7.9	6.9	6.9	6.9	10	10
Houston Pilots D - 37/38	10	10	10	10	10	10	10	10	10	10	10	9	8	8	9	9	10	10	6.9	6.9	6.9	6.9	10	10
Houston Pilots C - 25/26	10	10	10	10	10	10	10	10	10	10	10	9	8	8	8	9	10	9	6.9	6.9	6.9	6.9	10	10
Houston Pilots B - 11/12	10	10	10	10	10	10	10	10	10	10	9	8	8	8	8	9	9	9	6.9	6.9	6.9	5.9	10	10
Houston Pilots A - 1 & 2 Bravo	9	9	9	9	9	10	10	10	10	9	8	8	8	8	8	9	9	7.9	6.9	6.9	5.9	5.9	10	10

**NOTE: This is automated data that may/may not agree with the official B.A.M. thinking that's found on the daily slides or special visibility report slides. This data should be used as a guide only**

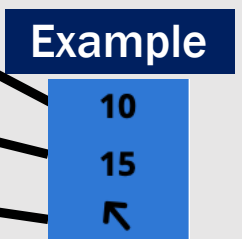
# Houston Pilots Wind Chart



## Forecast Confidence



Sustained Wind 10 Knots  
Gusts 15 Knots  
Wind from the SE



Wind	Sun 11 pm	Mon 12 am	Mon 1 am	Mon 2 am	Mon 3 am	Mon 4 am	Mon 5 am	Mon 6 am	Mon 7 am	Mon 8 am	Mon 9 am	Mon 10 am	Mon 11 am	Mon 12 pm	Mon 1 pm	Mon 2 pm	Mon 3 pm	Mon 4 pm	Mon 5 pm	Mon 6 pm	Mon 7 pm	Mon 8 pm	Mon 9 pm	Mon 10 pm
Houston Pilots N - 610 Bridge	6 ↑	5 ↑	5 ↑	3 ↑	3 ↑	3 ↑	3 ↑	3 ↑	3 ↑	3 ↑	5 ↑	6 ↑	8 ↑	9 ↑	10 ↑	10 ↑	10 ↑	12 ↑	12 ↑	13 ↑	13 ↑	12 ↑	10 ↑	10 ↑
Houston Pilots M - Kinder 1	6 ↑	5 ↑	5 ↑	3 ↑	3 ↑	3 ↑	3 ↑	3 ↑	3 ↑	3 ↑	5 ↑	6 ↑	8 ↑	9 ↑	10 ↑	10 ↑	10 ↑	12 ↑	12 ↑	13 ↑	13 ↑	12 ↑	10 ↑	10 ↑
Houston Pilots L - Greens Bayou	6 ↑	5 ↑	5 ↑	3 ↑	3 ↑	3 ↑	3 ↑	3 ↑	3 ↑	3 ↑	5 ↑	6 ↑	8 ↑	9 ↑	10 ↑	10 ↑	10 ↑	12 ↑	12 ↑	13 ↑	13 ↑	12 ↑	10 ↑	10 ↑
Houston Pilots K - Shell Crude	6 ↑	5 ↑	5 ↑	3 ↑	3 ↑	3 ↑	3 ↑	3 ↑	3 ↑	3 ↑	5 ↑	6 ↑	8 ↑	9 ↑	10 ↑	10 ↑	12 ↑	12 ↑	12 ↑	13 ↑	13 ↑	12 ↑	10 ↑	10 ↑
Houston Pilots J - Lynchburg Ferries	6 ↑	5 ↑	3 ↑	3 ↑	3 ↑	3 ↑	3 ↑	3 ↑	3 ↑	3 ↑	5 ↑	6 ↑	8 ↑	9 ↑	10 ↑	10 ↑	12 ↑	13 ↑	13 ↑	13 ↑	13 ↑	12 ↑	10 ↑	10 ↑
Houston Pilots I - Exxon 3	8 ↑	8 ↑	8 ↑	7 ↑	7 ↑	6 ↑	6 ↑	6 ↑	6 ↑	7 ↑	8 ↑	8 ↑	10 ↑	10 ↑	13 ↑	13 ↑	14 ↑	15 ↑	15 ↑	15 ↑	15 ↑	16 ↑	15 ↑	15 ↑
Houston Pilots H - Morgans Point	8 ↑	8 ↑	8 ↑	8 ↑	7 ↑	7 ↑	7 ↑	7 ↑	7 ↑	7 ↑	8 ↑	9 ↑	10 ↑	10 ↑	13 ↑	13 ↑	14 ↑	15 ↑	15 ↑	15 ↑	15 ↑	15 ↑	15 ↑	15 ↑
Houston Pilots G - 75/76	9 ↑	9 ↑	9 ↑	9 ↑	8 ↑	8 ↑	9 ↑	9 ↑	9 ↑	9 ↑	10 ↑	10 ↑	12 ↑	13 ↑	13 ↑	14 ↑	15 ↑	16 ↑	16 ↑	17 ↑	17 ↑	16 ↑	16 ↑	17 ↑
Houston Pilots F - 63/64	9 ↑	9 ↑	9 ↑	9 ↑	8 ↑	9 ↑	9 ↑	9 ↑	10 ↑	10 ↑	10 ↑	10 ↑	12 ↑	13 ↑	13 ↑	14 ↑	15 ↑	16 ↑	16 ↑	16 ↑	16 ↑	16 ↑	16 ↑	16 ↑
Houston Pilots E - 51/52	13 ↑	14 ↑	14 ↑	14 ↑	14 ↑	14 ↑	10 ↑	10 ↑	10 ↑	10 ↑	12 ↑	12 ↑	13 ↑	13 ↑	13 ↑	14 ↑	15 ↑	15 ↑	15 ↑	15 ↑	15 ↑	15 ↑	15 ↑	16 ↑
Houston Pilots D - 37/38	9 ↑	9 ↑	9 ↑	9 ↑	9 ↑	9 ↑	10 ↑	10 ↑	10 ↑	10 ↑	12 ↑	12 ↑	13 ↑	13 ↑	13 ↑	14 ↑	14 ↑	15 ↑	15 ↑	15 ↑	15 ↑	15 ↑	15 ↑	16 ↑
Houston Pilots C - 25/26	8 ↑	8 ↑	9 ↑	9 ↑	9 ↑	9 ↑	10 ↑	10 ↑	10 ↑	10 ↑	12 ↑	12 ↑	13 ↑	13 ↑	13 ↑	14 ↑	14 ↑	14 ↑	14 ↑	15 ↑	15 ↑	15 ↑	15 ↑	16 ↑
Houston Pilots B - 11/12	13 ↑	13 ↑	13 ↑	14 ↑	14 ↑	14 ↑	15 ↑	15 ↑	15 ↑	16 ↑	17 ↑	17 ↑	18 ↑	20 ↑	21 ↑	21 ↑	22 ↑	22 ↑	22 ↑	22 ↑	22 ↑	22 ↑	22 ↑	23 ↑
Houston Pilots A - 1 & 2 Bravo	9 ↑	9 ↑	10 ↑	10 ↑	10 ↑	10 ↑	10 ↑	10 ↑	12 ↑	12 ↑	13 ↑	13 ↑	13 ↑	13 ↑	13 ↑	13 ↑	14 ↑	14 ↑	14 ↑	14 ↑	15 ↑	15 ↑	15 ↑	16 ↑

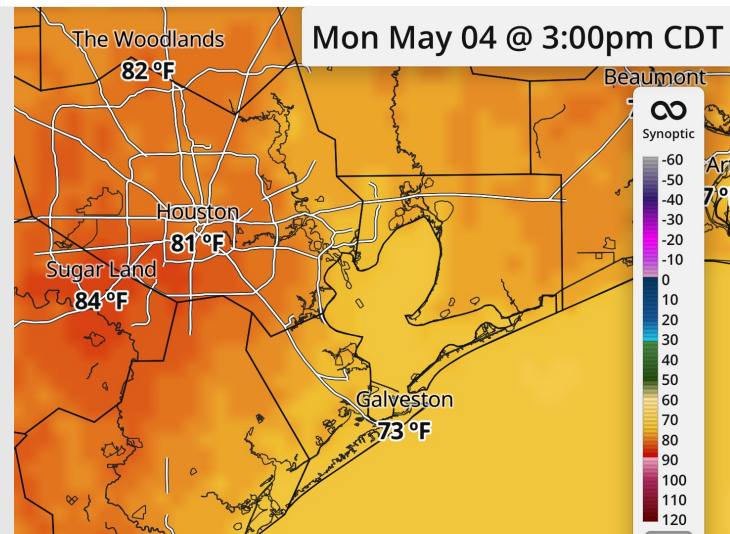
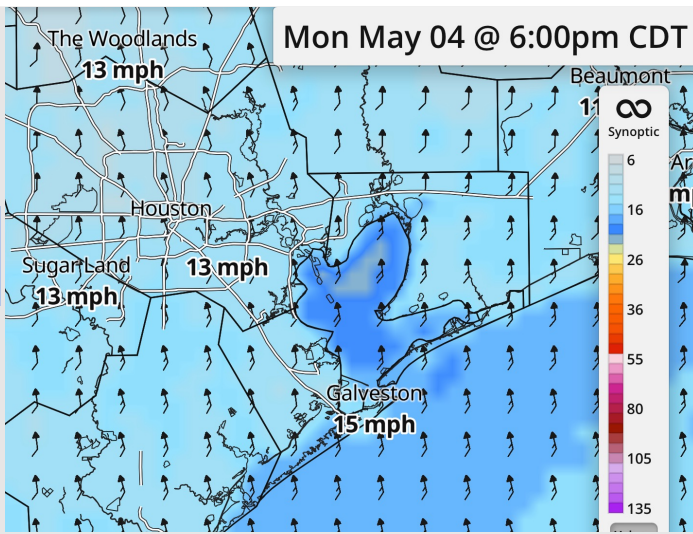
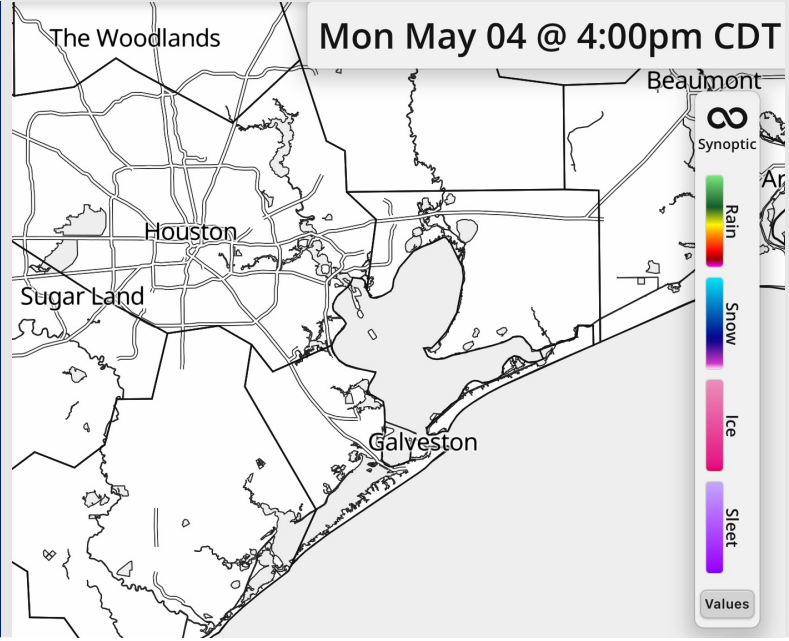
**NOTE: This is automated data that may/may not agree with the official BAM thinking that's found on the daily slides. This data should be used as a guide only.**

# Houston Pilots: MON. 5/4/2026

## Forecast Discussion

- Precip:** Favoring dry conditions for today.
- Wind:** Winds out off the SSW for the entire day. **N of Morgan's Point:** Winds of 2 - 7 kts through 9AM before increasing to 5 - 10 kts. **S of Morgan's Point:** Winds of 12 - 17 kts.
- High Temps:** **N of Morgan's Point:** Low 80s F. **S of Morgan's Point:** High 70s F.
- Visibility:** No visibility concerns for today.

## Precip Image: 4 PM CT



# Houston Pilots: TUE. 5/5/2026

## Forecast Discussion

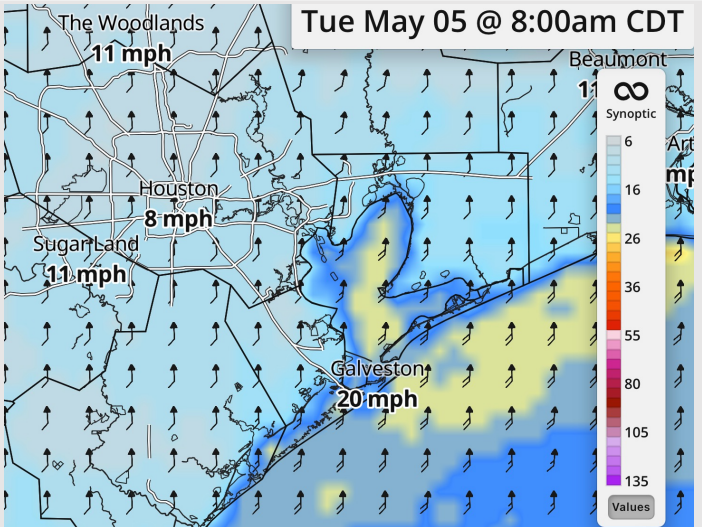
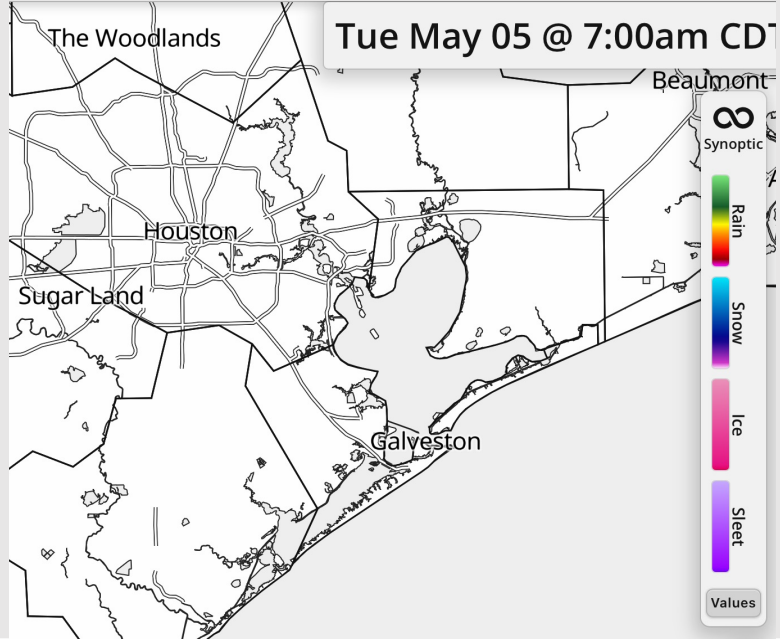
**Precip:** Favoring dry conditions Tuesday.

**Wind:** Winds out of the S for the entire day. **N of Morgan's Point:** Winds of 8 – 13 kts. **S of Morgan's Point:** Winds of 12 – 17 kts. **Wind gusts up to 25 kts possible S of Morgans Point through 10 AM. Gusts up to 25 kts possible for all Stations after 10 AM.**

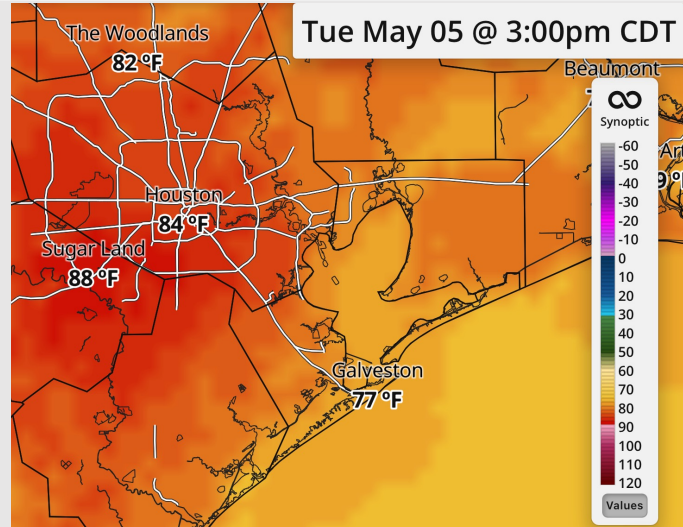
**High Temps:** **N of Morgan's Point:** Low 80s F. **S of Morgan's Point:** Low 80s F.

**Visibility:** No visibility concerns Tuesday.

## Precip Image: 7 AM CT



Wind Speed: 8 AM CT



High Temps Tuesday

# Houston Pilots: WED. 5/6/2026

## Forecast Discussion

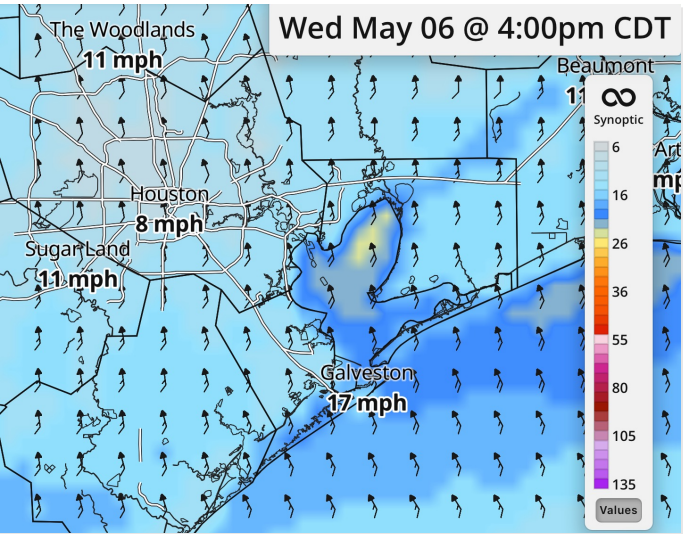
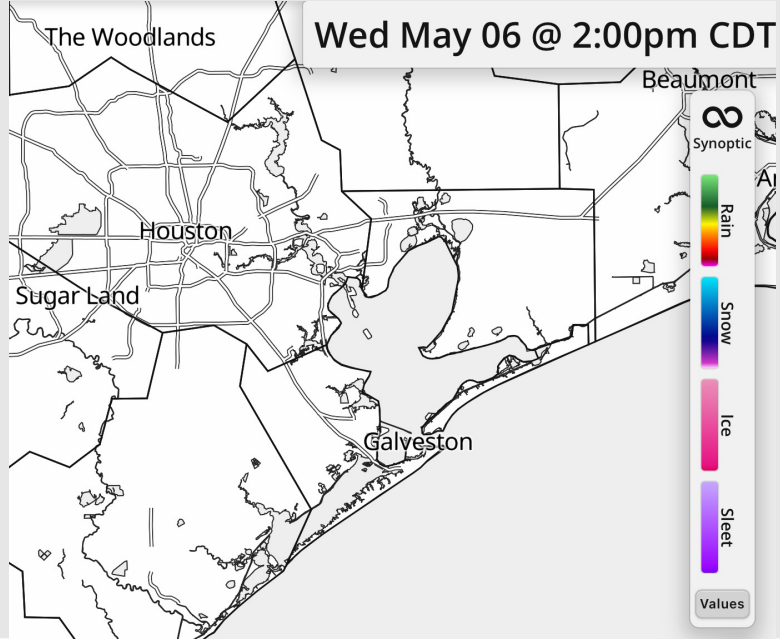
**Precip:** Favoring dry conditions for Wednesday.

**Wind:** Winds will be out of the S/SE. **N of Morgan's Point:** Winds of 4 – 9 kts. **S of Morgan's Point:** Winds of 10 – 15 kts. **Wind gusts up to 20 kts possible through 7 PM.**

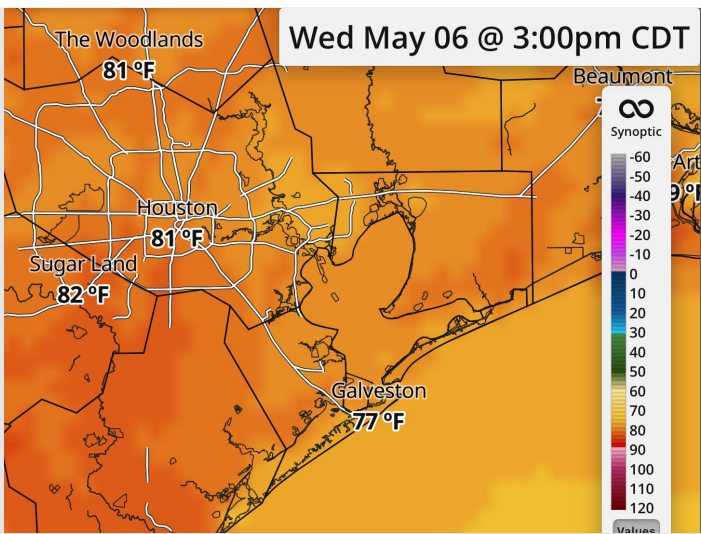
**High Temps:** **N of Morgan's Point:** Low 80s F. **S of Morgan's Point:** High 70s F.

**Visibility:** No visibility concerns for Wednesday.

## Precip Image: 2 PM CT



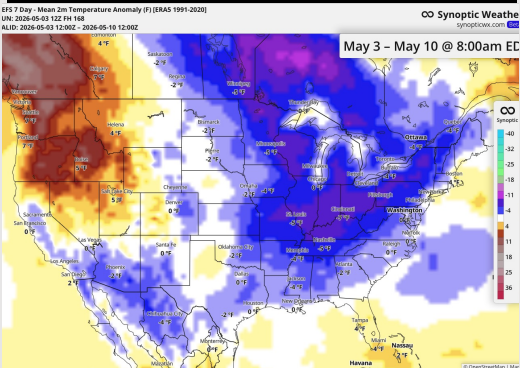
**Wind Speed:**  
4 PM CT



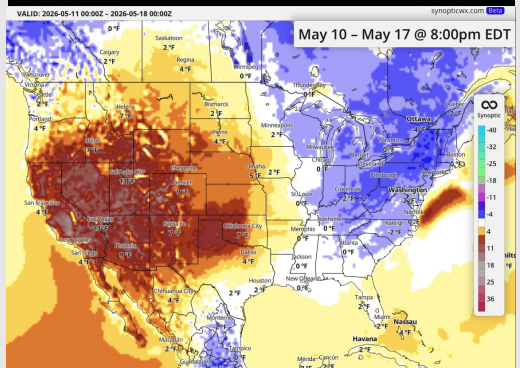
**High Temps**  
**Wednesday**

# Houston Pilots: 5/4/2026

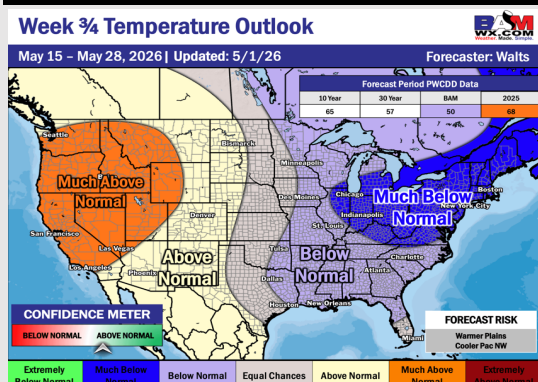
## Next 7 Day Temperature Departure



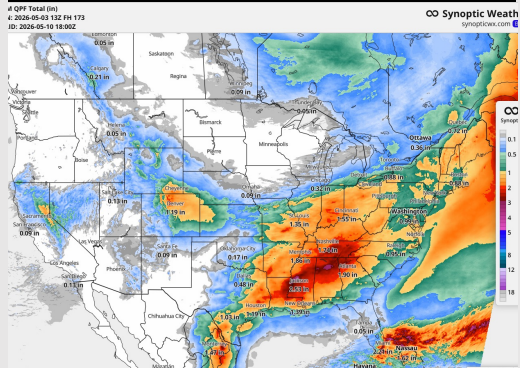
## 8-14 Day Temperature Departure



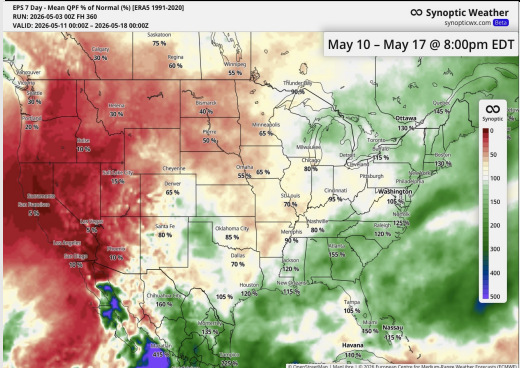
## 15-30 Day Temperature Departure



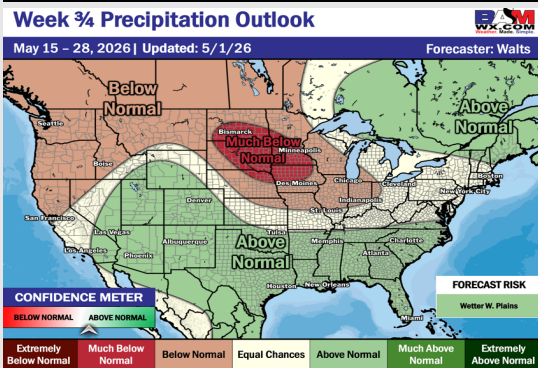
## Next 7 Day Total Precipitation



## 8-14 Day % of Average Precip.



## 15-30 Day % of Average Precip.



- Below normal temps are favored over the next 7 days with better rain chances the second half of the week.
- Near normal temperatures and above normal rain chances in the Week 2 period.
- Below normal temperatures and above normal rainfall expected through the the third week of May.