

# Houston Pilots Forecast Package



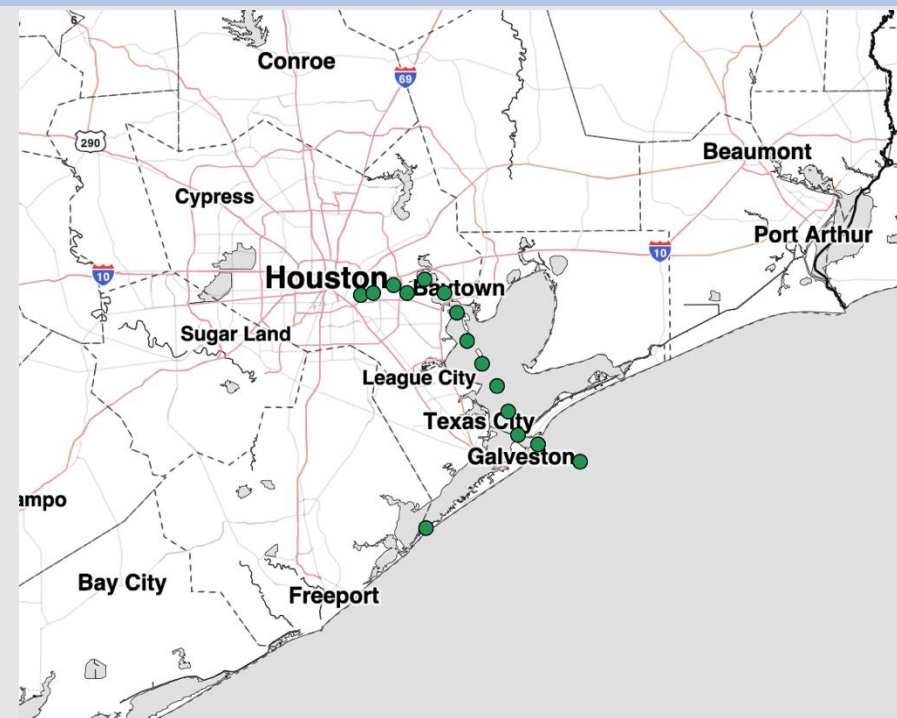
Updated: 11:45 PM CT

Sunday, May 3, 2026

Forecaster: Daniel Murphy

## Weather Headlines

- **Wind gusts up to 27kts expected Tuesday.**
- **Favoring dry conditions the next 72 hours.**
- **No visibility concerns over the next 72 hours**



**Current Radar: 11:42 PM CT**

As always, please do not hesitate to reach out to us with any forecast questions at [\(317\)-560-8122](tel:317-560-8122). **Press 1 for forecast questions.**



**You can also access real-time forecast updates and 24/7 meteorological chat assistance on your [Clarity](#) app.**

# Houston Pilots Tropical Update



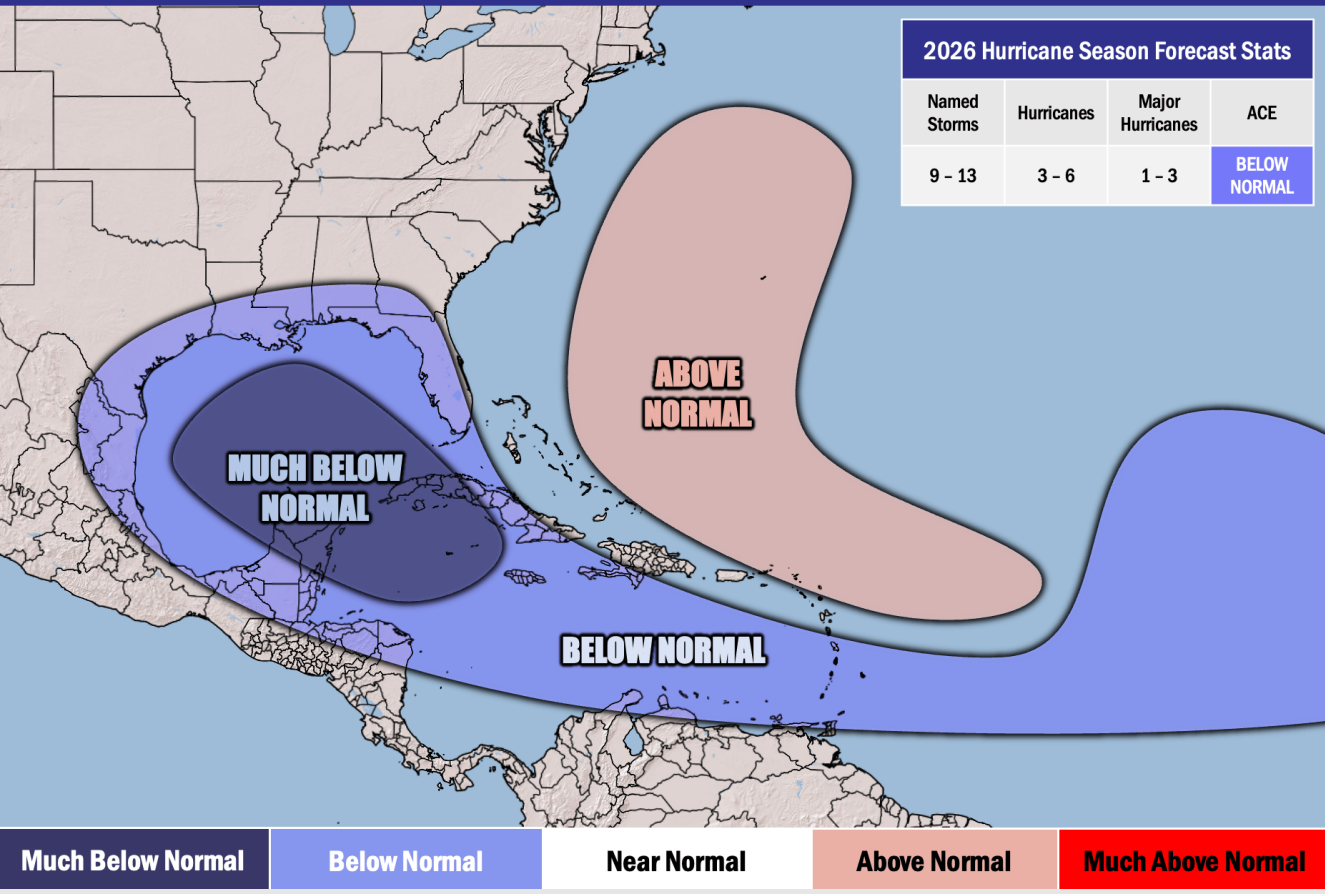
## Seasonal Hurricane Outlook

### 2026 Hurricane Season Outlook



Updated: 4/9/26

Forecaster: Walts



Graphic to the left represents our favored seasonal outlook for the 2026 Hurricane Season. Conditions expected to be less favorable for tropical development within the Gulf this season.

No notable tropical development is expected over the next 7 days.

# Houston Pilots Visibility Chart (miles)



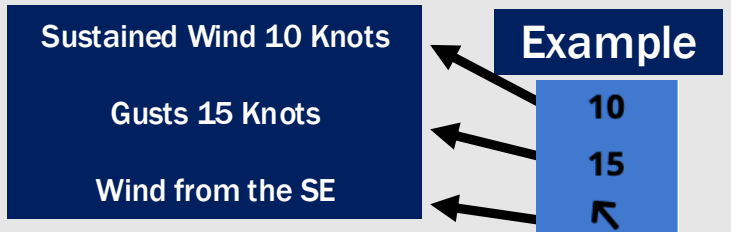
## Forecast Confidence



Visibility	Sun 1 am	Sun 2 am	Sun 3 am	Sun 4 am	Sun 5 am	Sun 6 am	Sun 7 am	Sun 8 am	Sun 9 am	Sun 10 am	Sun 11 am	Sun 12 pm	Sun 1 pm	Sun 2 pm	Sun 3 pm	Sun 4 pm	Sun 5 pm	Sun 6 pm	Sun 7 pm	Sun 8 pm	Sun 9 pm	Sun 10 pm	Sun 11 pm	Mon 12 am
Houston Pilots N - 610 Bridge	10	10	10	10	10	10	10	10	10	10	10	10	10	10	10	10	10	10	10	10	10	10	10	10
Houston Pilots M - Kinder 1	10	10	10	10	10	10	10	10	10	10	10	10	10	10	10	10	10	10	10	10	10	10	10	10
Houston Pilots L - Greens Bayou	10	10	10	10	10	10	10	10	10	10	10	10	10	10	10	10	10	10	10	10	10	10	10	10
Houston Pilots K - Shell Crude	10	10	10	10	10	10	10	10	10	10	10	10	10	10	10	10	10	10	10	10	10	10	10	10
Houston Pilots J - Lynchburg Ferries	10	10	10	10	10	10	10	10	10	10	10	10	10	10	10	10	10	10	10	10	10	10	10	10
Houston Pilots I - Exxon 3	10	10	10	10	10	10	10	10	10	10	10	10	10	10	10	10	10	10	10	10	10	10	10	10
Houston Pilots H - Morgans Point	10	10	10	10	10	10	10	10	10	10	10	10	10	10	10	10	10	10	10	10	10	10	10	10
Houston Pilots G - 75/76	10	10	10	10	10	10	10	7.9	7.9	9	10	10	10	10	10	10	9	9	9	7.9	7.9	10	10	10
Houston Pilots F - 63/64	10	10	10	10	10	10	10	7.9	7.9	9	10	10	10	10	10	10	9	9	9	7.9	6.9	10	10	10
Houston Pilots E - 51/52	10	10	10	10	10	10	10	7.9	6.9	7.9	9	10	10	10	10	10	7.9	7.9	6.9	6.9	6.9	10	10	10
Houston Pilots D - 37/38	10	10	10	10	10	10	10	7.9	6.9	7.9	9	10	10	10	10	10	7.9	7.9	6.9	6.9	6.9	9	10	10
Houston Pilots C - 25/26	10	10	10	10	10	10	10	7.9	6.9	7.9	9	9	10	10	10	10	7.9	6.9	6.9	6.9	6.9	9	10	10
Houston Pilots B - 11/12	9	10	9	10	10	10	10	7.9	6.9	7.9	9	9	9	10	10	10	6.9	6.9	6.9	6.9	6.9	9	10	10
Houston Pilots A - 1 & 2 Bravo	7.9	9	9	9	9	9	10	7.9	6.9	6.9	9	7.9	9	9	9	9	6.9	6.9	6.9	6.9	5.9	7.9	10	10

**NOTE: This is automated data that may/may not agree with the official BAM thinking that's found on the daily slides or special visibility report slides. This data should be used as a guide only**

# Houston Pilots Wind Chart



Wind	Sun 1 am	Sun 2 am	Sun 3 am	Sun 4 am	Sun 5 am	Sun 6 am	Sun 7 am	Sun 8 am	Sun 9 am	Sun 10 am	Sun 11 am	Sun 12 pm	Sun 1 pm	Sun 2 pm	Sun 3 pm	Sun 4 pm	Sun 5 pm	Sun 6 pm	Sun 7 pm	Sun 8 pm	Sun 9 pm	Sun 10 pm	Sun 11 pm	Mon 12 am
Houston Pilots N - 610 Bridge	2 6 ↙	1 6 ↙	1 5 ↘	1 3 ↘	1 3 ↘	1 3 ↘	1 3 ↘	1 3 ↘	1 3 ↘	1 3 ↘	1 3 ↘	1 5 ↘	2 5 ↘	3 7 ↘	5 8 ↘	5 9 ↘	5 10 ↘	6 12 ↘	6 13 ↘	7 13 ↘	6 13 ↘	6 12 ↘	6 12 ↘	5 10 ↘
Houston Pilots M - Kinder 1	2 6 ↙	2 6 ↙	1 5 ↘	1 3 ↘	1 3 ↘	1 3 ↘	1 3 ↘	1 3 ↘	1 3 ↘	1 3 ↘	1 3 ↘	2 5 ↘	2 5 ↘	3 7 ↘	5 8 ↘	5 9 ↘	5 10 ↘	6 12 ↘	6 13 ↘	7 13 ↘	6 13 ↘	6 12 ↘	6 10 ↘	6 10 ↘
Houston Pilots L - Greens Bayou	2 6 ↙	2 5 ↘	1 3 ↘	1 3 ↘	1 3 ↘	1 3 ↘	1 3 ↘	1 3 ↘	1 3 ↘	1 2 ↘	1 3 ↘	2 5 ↘	2 6 ↘	3 7 ↘	5 8 ↘	5 9 ↘	5 10 ↘	6 12 ↘	6 13 ↘	6 12 ↘	6 10 ↘	6 10 ↘	6 10 ↘	5 10 ↘
Houston Pilots K - Shell Crude	2 6 ↙	2 6 ↙	1 5 ↘	1 3 ↘	1 3 ↘	1 3 ↘	1 3 ↘	1 3 ↘	1 3 ↘	1 3 ↘	1 3 ↘	2 5 ↘	3 6 ↘	3 7 ↘	5 8 ↘	5 9 ↘	6 10 ↘	6 12 ↘	6 13 ↘	7 12 ↘	6 12 ↘	6 10 ↘	6 10 ↘	6 10 ↘
Houston Pilots J - Lynchburg Ferries	2 5 ↘	1 5 ↘	1 3 ↘	1 3 ↘	1 2 ↘	1 2 ↘	1 2 ↘	1 2 ↘	1 2 ↘	1 2 ↘	1 2 ↘	1 5 ↘	2 6 ↘	3 7 ↘	3 8 ↘	5 9 ↘	5 10 ↘	6 12 ↘	6 13 ↘	6 12 ↘	6 10 ↘	6 10 ↘	6 10 ↘	5 9 ↘
Houston Pilots I - Exxon 3	5 7 ↘	3 7 ↘	3 6 ↘	3 5 ↘	3 5 ↘	2 5 ↘	2 5 ↘	2 5 ↘	2 5 ↘	2 5 ↘	2 5 ↘	2 5 ↘	3 6 ↘	3 8 ↘	5 8 ↘	6 10 ↘	7 12 ↘	8 13 ↘	8 14 ↘	9 15 ↘	8 13 ↘	8 12 ↘	8 12 ↘	8 12 ↘
Houston Pilots H - Morgans Point	6 7 ↘	5 7 ↘	3 7 ↘	3 6 ↘	3 5 ↘	3 5 ↘	3 5 ↘	3 5 ↘	2 5 ↘	2 5 ↘	2 5 ↘	3 5 ↘	3 6 ↘	3 8 ↘	5 8 ↘	7 10 ↘	7 12 ↘	8 13 ↘	8 14 ↘	9 15 ↘	9 13 ↘	8 13 ↘	8 12 ↘	8 12 ↘
Houston Pilots G - 75/76	7 10 ↘	6 9 ↘	6 7 ↘	5 7 ↘	5 7 ↘	3 7 ↘	3 6 ↘	3 6 ↘	3 6 ↘	3 6 ↘	3 6 ↘	3 6 ↘	3 7 ↘	3 8 ↘	5 9 ↘	7 12 ↘	7 13 ↘	8 14 ↘	10 15 ↘	10 15 ↘	10 14 ↘	10 14 ↘	10 14 ↘	9 14 ↘
Houston Pilots F - 63/64	8 10 ↘	7 9 ↘	6 8 ↘	6 7 ↘	5 7 ↘	5 6 ↘	3 6 ↘	3 6 ↘	3 6 ↘	3 6 ↘	3 6 ↘	3 6 ↘	3 7 ↘	3 8 ↘	5 9 ↘	7 10 ↘	7 13 ↘	8 14 ↘	9 15 ↘	10 15 ↘	10 14 ↘	10 14 ↘	10 14 ↘	9 14 ↘
Houston Pilots E - 51/52	8 13 ↘	8 12 ↘	7 9 ↘	6 8 ↘	6 7 ↘	5 7 ↘	5 7 ↘	5 7 ↘	5 7 ↘	5 7 ↘	5 7 ↘	5 7 ↘	5 7 ↘	5 8 ↘	5 9 ↘	7 10 ↘	7 13 ↘	8 13 ↘	9 14 ↘	10 15 ↘	9 13 ↘	9 14 ↘	9 14 ↘	9 14 ↘
Houston Pilots D - 37/38	9 14 ↘	8 13 ↘	7 10 ↘	6 9 ↘	6 8 ↘	6 8 ↘	6 7 ↘	5 7 ↘	5 7 ↘	5 7 ↘	5 7 ↘	5 7 ↘	5 7 ↘	5 8 ↘	5 9 ↘	6 10 ↘	6 12 ↘	7 13 ↘	8 14 ↘	9 14 ↘	9 13 ↘	9 14 ↘	9 14 ↘	9 14 ↘
Houston Pilots C - 25/26	9 14 ↘	8 13 ↘	8 10 ↘	7 9 ↘	6 9 ↘	6 8 ↘	6 8 ↘	5 7 ↘	5 7 ↘	5 7 ↘	5 7 ↘	5 7 ↘	5 7 ↘	5 8 ↘	5 9 ↘	7 10 ↘	7 12 ↘	8 13 ↘	8 13 ↘	8 13 ↘	8 13 ↘	8 13 ↘	8 14 ↘	8 14 ↘
Houston Pilots B - 11/12	9 15 ↘	8 14 ↘	7 12 ↘	6 10 ↘	6 9 ↘	5 8 ↘	5 8 ↘	5 7 ↘	5 7 ↘	5 7 ↘	5 7 ↘	5 7 ↘	5 7 ↘	5 8 ↘	6 9 ↘	7 10 ↘	7 10 ↘	7 10 ↘	8 12 ↘	8 13 ↘	8 13 ↘	8 13 ↘	8 13 ↘	8 13 ↘
Houston Pilots A - 1 & 2 Bravo	12 17 ↘	10 16 ↘	9 14 ↘	8 13 ↘	8 12 ↘	7 10 ↘	6 9 ↘	6 8 ↘	6 8 ↘	6 8 ↘	6 8 ↘	6 8 ↘	6 8 ↘	6 8 ↘	5 8 ↘	6 9 ↘	6 10 ↘	7 10 ↘	7 10 ↘	8 13 ↘	8 13 ↘	8 13 ↘	9 14 ↘	10 15 ↘

**NOTE: This is automated data that may/may not agree with the official BAM thinking that's found on the daily slides. This data should be used as a guide only.**

# Houston Pilots: SUN. 5/3/2026



## Forecast Discussion

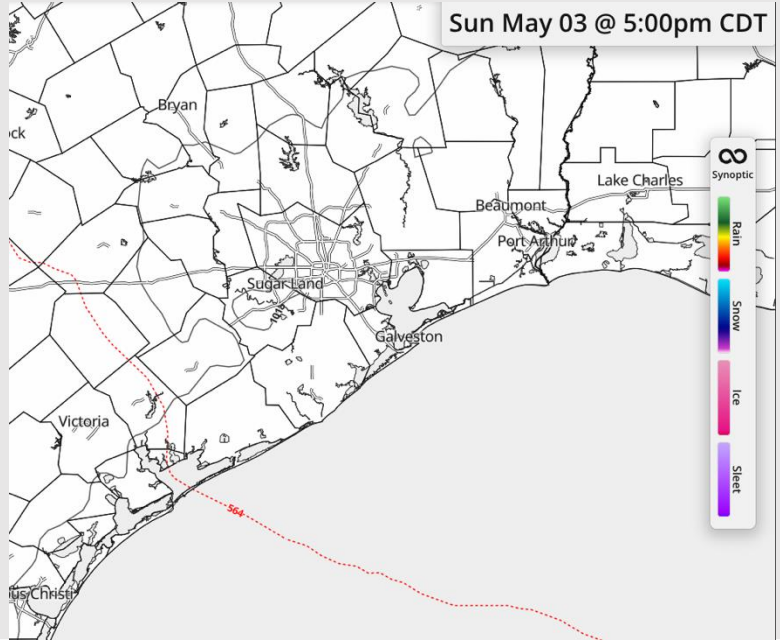
**Precip:** Favoring Dry Conditions.

**Wind:** Winds will be out of the N/NE through 7 AM, slowly turning clockwise after that time and settling out of the ESE after 1 PM. **N of Morgan's Point:** Winds of 2 – 7 kts. **S of Morgan's Point:** Winds of 5 – 10 kts.

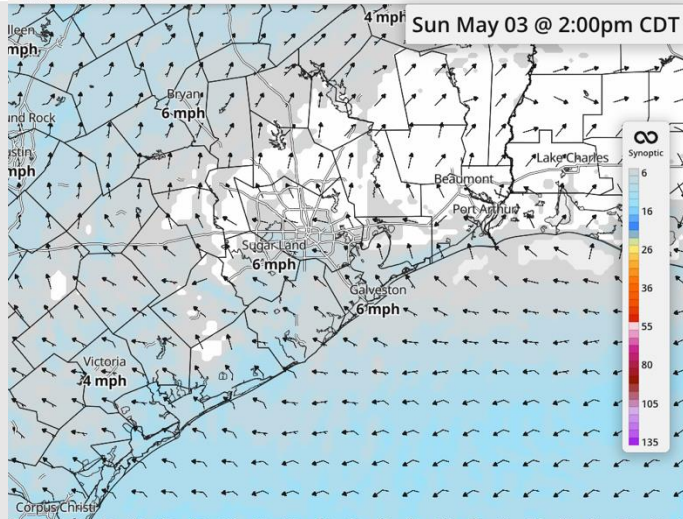
**High Temps:** **N of Morgan's Point:** Upper 70s F. **S of Morgan's Point:** Low 70s F.

**Visibility:** No visibility concerns.

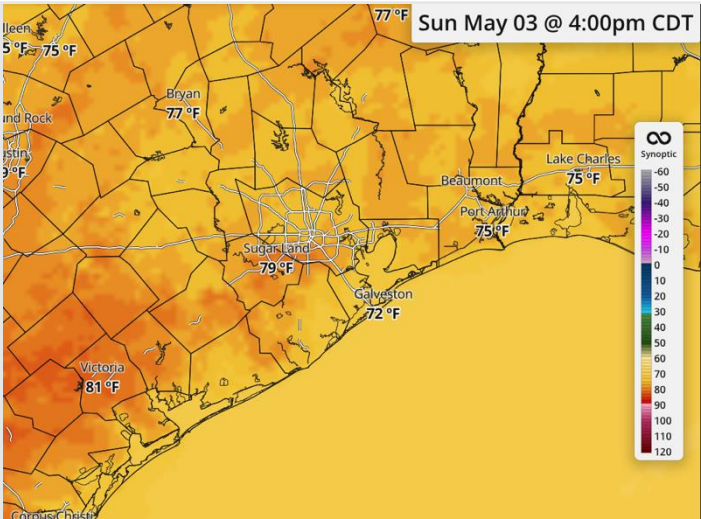
## Precip Image: 5 PM CT



Wind Speed: 2 PM CT



High Temps SUN PM



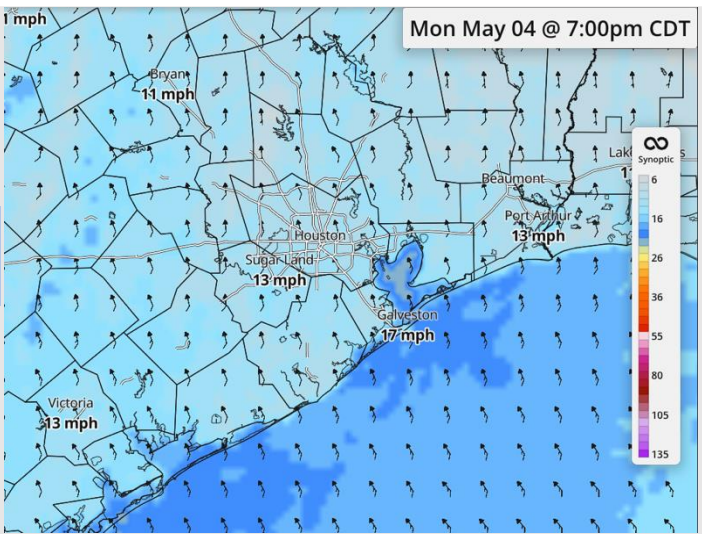
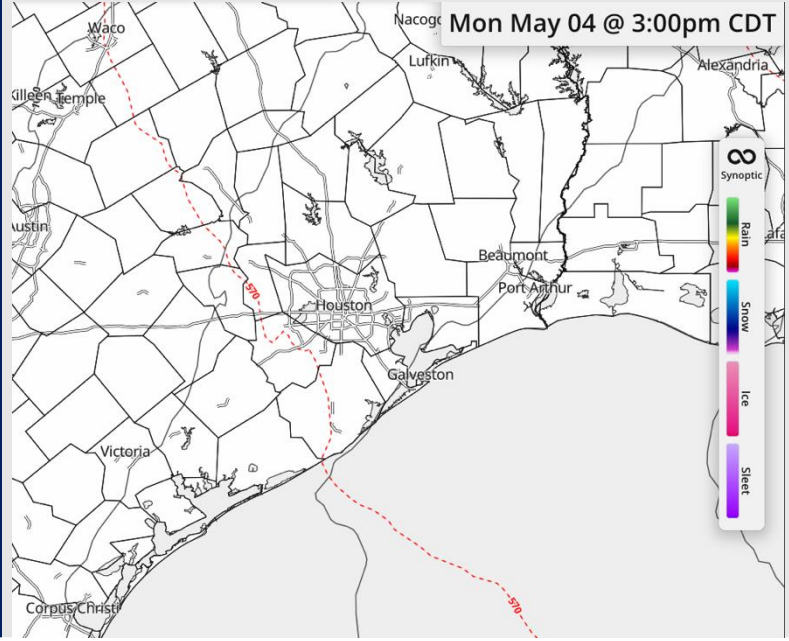
# Houston Pilots: MON. 5/4/2026



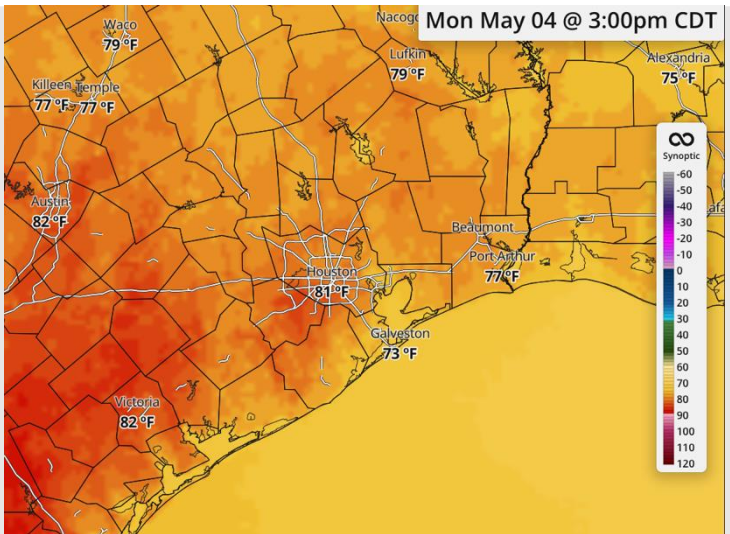
## Forecast Discussion

- Precip:** Favoring dry conditions for Monday.
- Wind:** Winds out off the SSW for the entire day. **N of Morgan's Point:** Winds of 4 – 9 kts. **S of Morgan's Point:** Winds of 12 – 17 kts.
- High Temps:** **N of Morgan's Point:** Low 80s F. **S of Morgan's Point:** Mid 70s F.
- Visibility:** No visibility concerns for Monday

## Precip Image: 3 PM CT



Wind Speed:  
7 PM CT



High Temps  
Monday

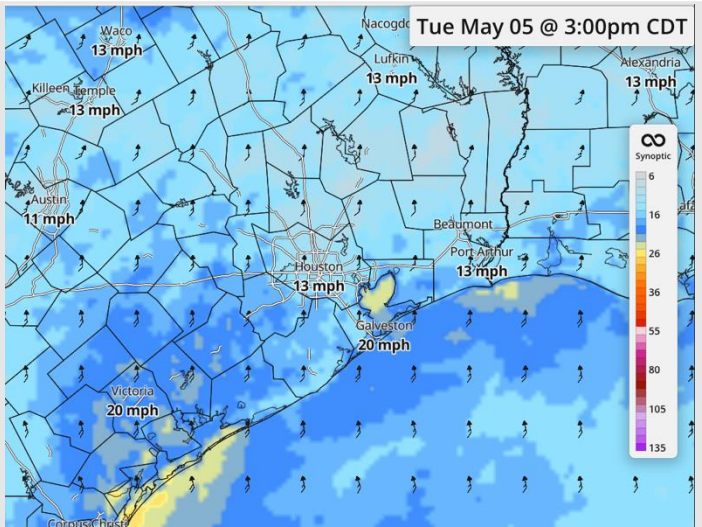
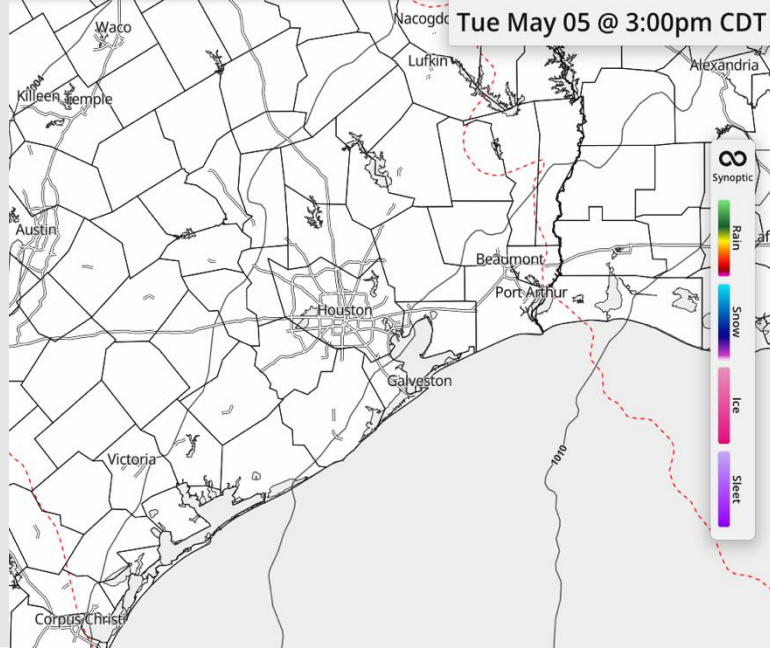
# Houston Pilots: TUE. 5/5/2026



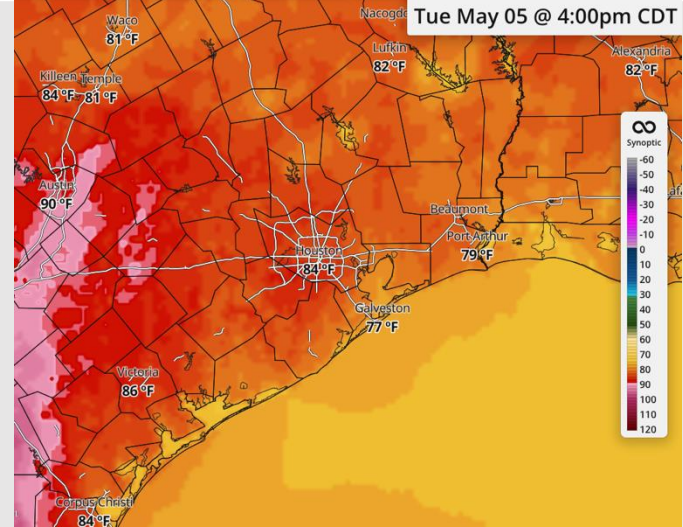
## Forecast Discussion

- Precip:** Favoring dry conditions Tuesday.
- Wind:** Winds out of the S for the entire day. **N of Morgan's Point:** Winds of 5 - 10 kts. **S of Morgan's Point:** Winds of 15 - 20 kts. Wind gusts up to 27 kts possible S of Morgans Point between 12am and 8am. Gusts up to 27 kts possible for all stations after 8am.
- High Temps:** **N of Morgan's Point:** Low 80s F. **S of Morgan's Point:** Upper 70s F.
- Visibility:** No visibility concerns Tuesday.

## Precip Image: 3 PM CT

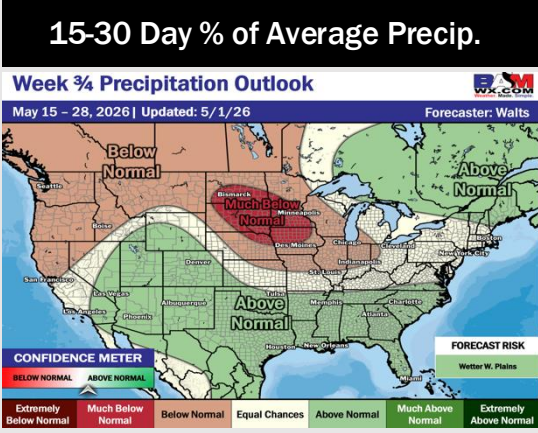
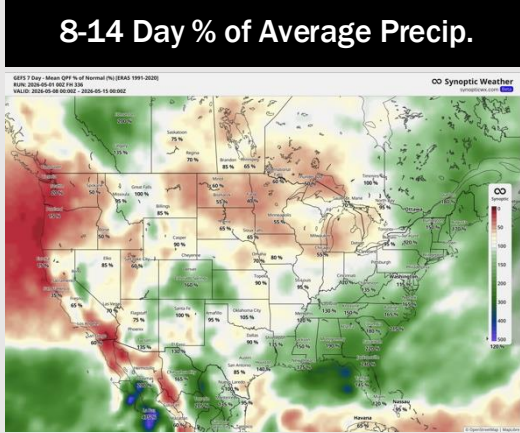
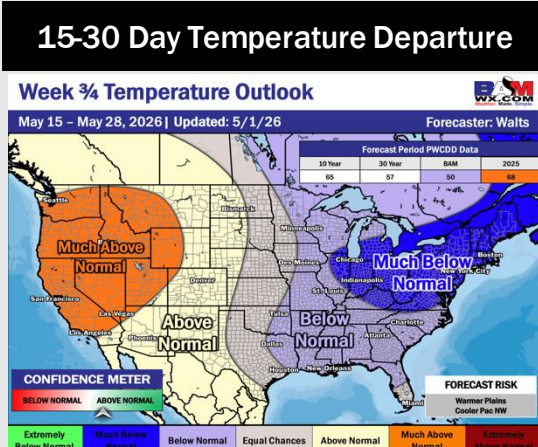
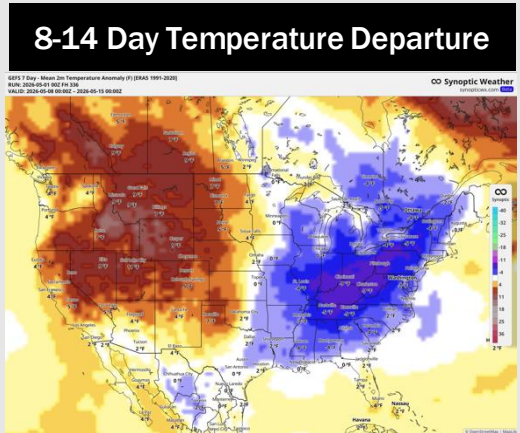
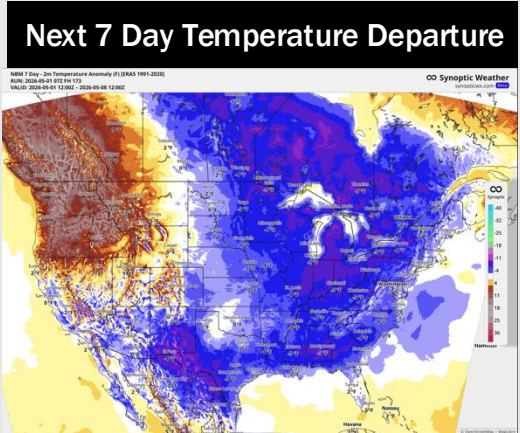


Wind Speed:  
3 PM CT



High Temps  
Tuesday

# Houston Pilots: 5/3/2026



- Below normal temps are favored over the next 7 days with better rain chances the second half of the week.
- Below normal temperatures and above normal rain chances in the Week 2 period.
- Below normal temperatures and above normal rainfall expected through the the third week of May.