

Houston Pilots Forecast Package

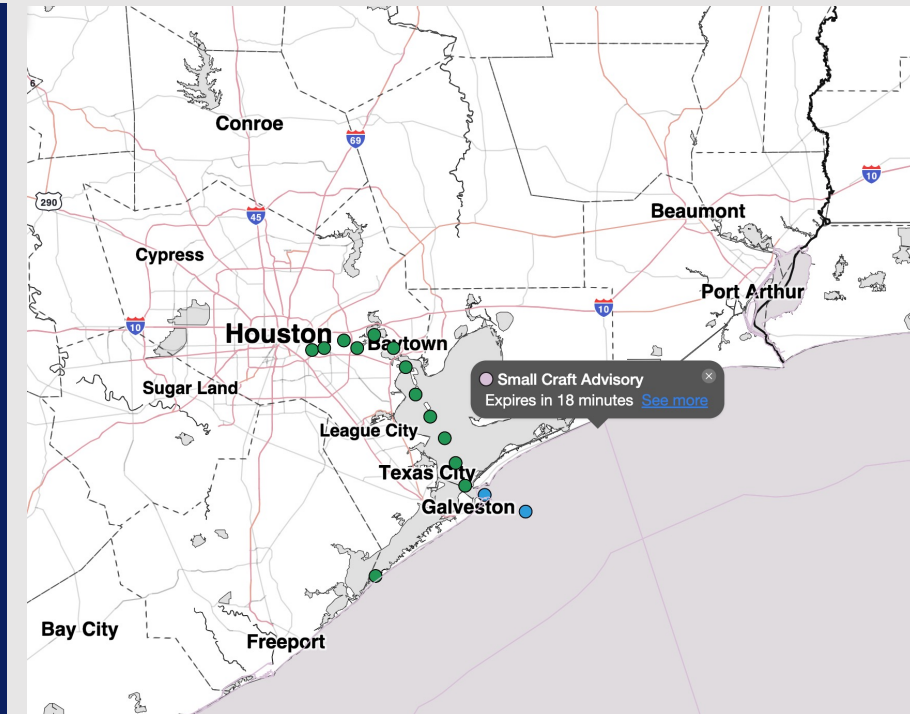


Updated: 2:45 PM CT
Saturday, May 2, 2026

Forecaster: Sam Lang

Weather Headlines

- Watching for an isolated fog risk N of Morgan's Point Sunday morning, otherwise no visibility concerns.
- Favoring dry conditions the next 72 hours.



Current Radar: 2:42 PM CT

As always, please do not hesitate to reach out to us with any forecast questions at [\(317\)-560-8122](tel:317-560-8122). Press 1 for forecast questions.




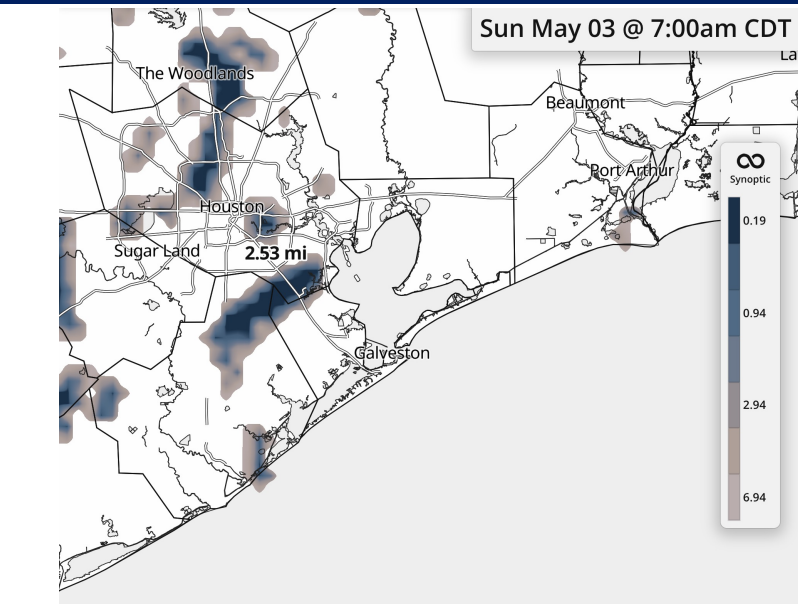
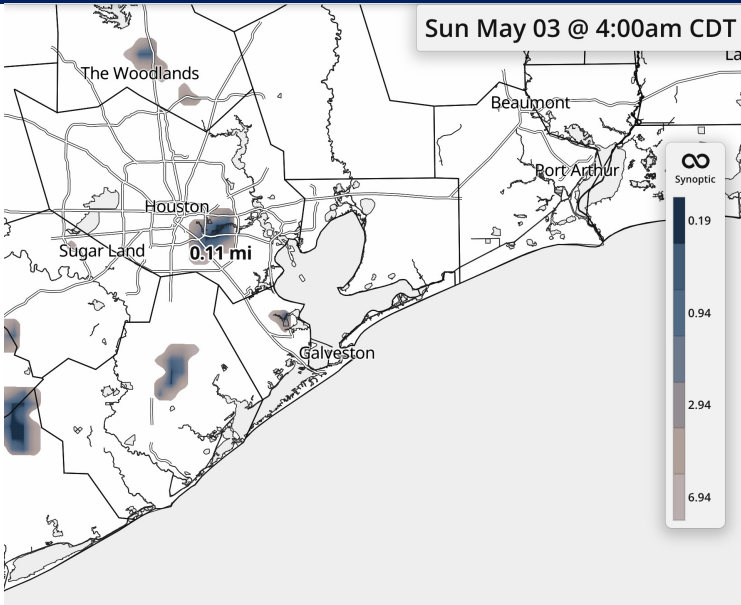
You can also access real-time forecast updates and 24/7 meteorological chat assistance on your [Clarity](#) app.

Houston Pilots Visibility Report



4 AM CT SUN VISIBILITY 7 AM CT SUN VISIBILITY

Confidence



TIMEFRAME DISCUSSED	THREAT
4 AM CDT SUN – 9 AM CDT SUN	LOW

Stations N of Morgan's Point: Isolated pockets of fog are possible from 4 AM – 9 AM. Confidence is low in fog formation. However, any pockets of fog can reduce visibilities <2 miles.

Stations S of Morgan's Point: No fog expected.

Houston Pilots Tropical Update



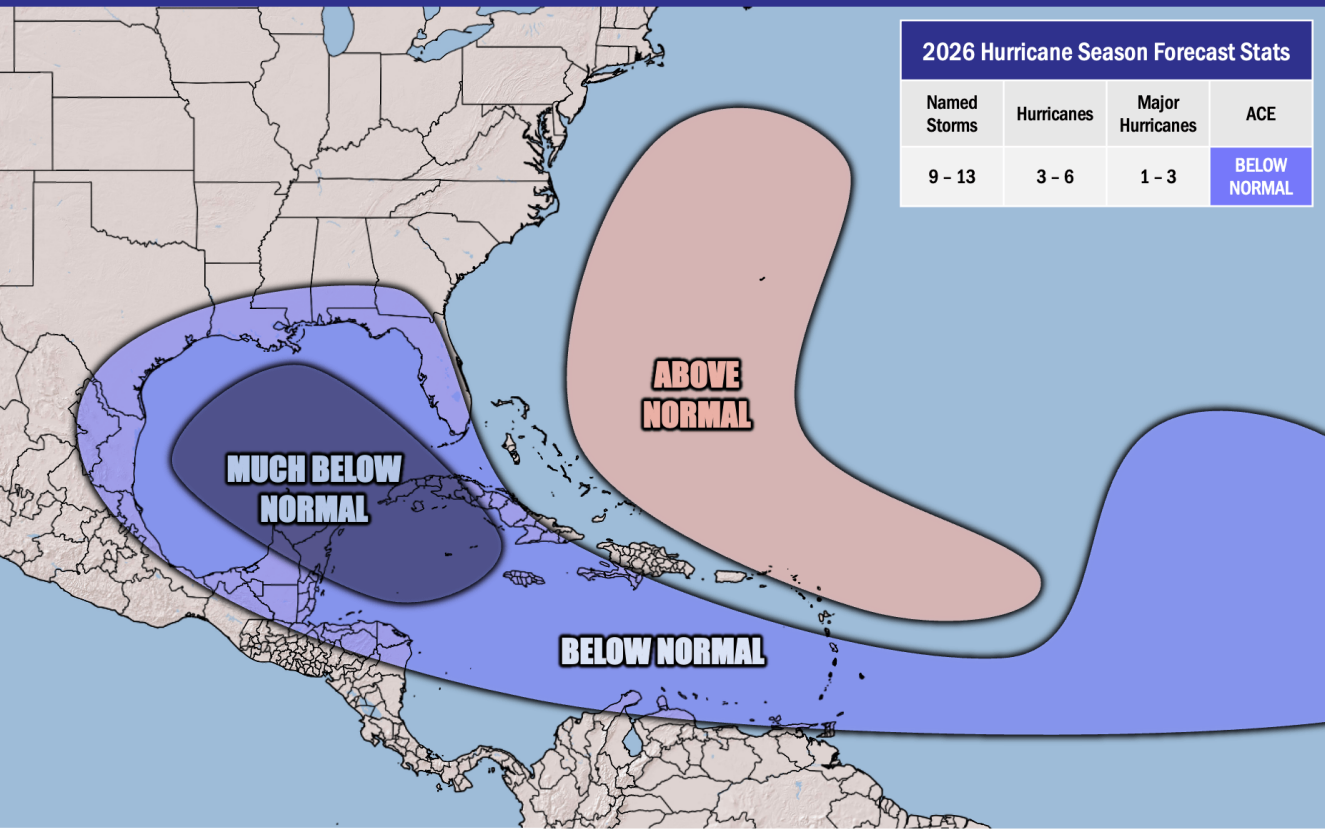
Seasonal Hurricane Outlook

2026 Hurricane Season Outlook



Updated: 4/9/26

Forecaster: Waits



2026 Hurricane Season Forecast Stats			
Named Storms	Hurricanes	Major Hurricanes	ACE
9 - 13	3 - 6	1 - 3	BELOW NORMAL

Much Below Normal
Below Normal
Near Normal
Above Normal
Much Above Normal

Graphic to the left represents our favored seasonal outlook for the 2026 Hurricane Season. Conditions expected to be less favorable for tropical development within the Gulf this season.

No notable tropical development is expected over the next 7 days.

Houston Pilots Visibility Chart (miles)



Forecast Confidence



Visibility	Sat 4 pm	Sat 5 pm	Sat 6 pm	Sat 7 pm	Sat 8 pm	Sat 9 pm	Sat 10 pm	Sat 11 pm	Sun 12 am	Sun 1 am	Sun 2 am	Sun 3 am	Sun 4 am	Sun 5 am	Sun 6 am	Sun 7 am	Sun 8 am	Sun 9 am	Sun 10 am	Sun 11 am	Sun 12 pm	Sun 1 pm	Sun 2 pm	Sun 3 pm
Houston Pilots N - 610 Bridge	10	10	10	10	10	10	10	10	10	10	10	10	10	10	10	10	10	10	10	10	10	10	10	10
Houston Pilots M - Kinder 1	10	10	10	10	10	10	10	10	10	10	10	10	10	10	10	10	10	10	10	10	10	10	10	10
Houston Pilots L - Greens Bayou	10	10	10	10	10	10	10	10	10	10	10	10	10	10	10	10	10	10	10	10	10	10	10	10
Houston Pilots K - Shell Crude	10	10	10	10	10	10	10	10	10	10	10	10	10	10	10	10	10	10	10	10	10	10	10	10
Houston Pilots J - Lynchburg Ferries	10	10	10	10	10	10	10	10	10	10	10	10	10	10	10	10	10	10	10	10	10	10	10	10
Houston Pilots I - Exxon 3	10	10	10	10	10	10	10	10	10	10	10	10	10	10	10	10	10	10	10	10	10	10	10	10
Houston Pilots H - Morgans Point	10	10	10	10	10	10	10	10	10	10	10	10	10	10	10	10	10	10	10	10	10	10	10	10
Houston Pilots G - 75/76	10	10	10	10	9	10	10	10	10	10	10	10	10	10	10	10	9	10	10	9	9	7.9	10	10
Houston Pilots F - 63/64	10	10	10	10	9	10	10	10	10	10	10	10	10	10	10	10	9	10	10	7.9	9	7.9	10	10
Houston Pilots E - 51/52	9	9	9	10	7.9	7.9	10	10	10	10	10	10	10	10	10	10	7.9	10	7.9	6.9	6.9	6.9	10	10
Houston Pilots D - 37/38	7.9	7.9	7.9	10	7.9	6.9	10	10	10	10	10	10	10	10	10	10	7.9	10	6.9	6.9	6.9	6.9	10	10
Houston Pilots C - 25/26	7.9	7.9	6.9	7.9	6.9	6.9	9	10	10	10	10	10	10	10	10	10	9	10	6.9	6.9	6.9	6.9	10	10
Houston Pilots B - 11/12	7.9	7.9	6.9	7.9	6.9	6.9	9	10	10	10	10	10	10	10	10	10	9	10	6.9	6.9	6.9	6.9	10	10
Houston Pilots A - 1 & 2 Bravo	6.9	6.9	6.9	6.9	6.9	6.9	7.9	9	10	10	9	10	10	10	10	10	7.9	10	6.9	5.9	6.9	6.9	10	10

NOTE: This is automated data that may/may not agree with the official BAM thinking that's found on the daily slides or special visibility report slides. This data should be used as a guide only

Houston Pilots Wind Chart

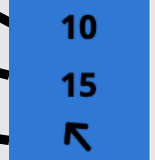


Forecast Confidence



Sustained Wind 10 Knots
Gusts 15 Knots
Wind from the SE

Example



Wind	Sat 4 pm	Sat 5 pm	Sat 6 pm	Sat 7 pm	Sat 8 pm	Sat 9 pm	Sat 10 pm	Sat 11 pm	Sun 12 am	Sun 1 am	Sun 2 am	Sun 3 am	Sun 4 am	Sun 5 am	Sun 6 am	Sun 7 am	Sun 8 am	Sun 9 am	Sun 10 am	Sun 11 am	Sun 12 pm	Sun 1 pm	Sun 2 pm	Sun 3 pm
Houston Pilots N - 610 Bridge	10 21 ↓	9 18 ↓	8 17 ↓	8 15 ↓	6 12 ↓	6 10 ↓	5 9 ↓	3 8 ↓	3 7 ↓	2 6 ↓	2 6 ↓	1 5 ↓	1 5 ↓	1 3 ↓	1 3 ↓	1 3 ↓	1 3 ↓	1 3 ↓	1 3 ↓	1 5 ↓	1 5 ↓	2 5 ↓	3 7 ↓	3 7 ↓
Houston Pilots M - Kinder 1	10 21 ↓	9 18 ↓	8 17 ↓	8 15 ↓	6 13 ↓	6 10 ↓	5 9 ↓	3 8 ↓	3 7 ↓	2 6 ↓	2 6 ↓	1 5 ↓	1 5 ↓	1 3 ↓	1 3 ↓	1 3 ↓	1 3 ↓	1 3 ↓	1 3 ↓	1 3 ↓	1 5 ↓	2 5 ↓	3 7 ↓	3 7 ↓
Houston Pilots L - Greens Bayou	10 20 ↓	9 18 ↓	8 17 ↓	8 15 ↓	6 13 ↓	6 10 ↓	5 9 ↓	3 8 ↓	3 7 ↓	2 6 ↓	2 6 ↓	1 5 ↓	1 3 ↓	1 3 ↓	1 3 ↓	1 3 ↓	1 3 ↓	1 3 ↓	1 2 ↓	1 3 ↓	1 3 ↓	2 5 ↓	3 7 ↓	3 7 ↓
Houston Pilots K - Shell Crude	10 20 ↓	10 18 ↓	9 17 ↓	8 15 ↓	7 13 ↓	6 10 ↓	5 9 ↓	3 8 ↓	3 7 ↓	3 6 ↓	2 6 ↓	1 5 ↓	1 3 ↓	1 3 ↓	1 3 ↓	1 3 ↓	1 3 ↓	1 3 ↓	1 3 ↓	1 3 ↓	2 5 ↓	2 6 ↓	3 7 ↓	5 7 ↓
Houston Pilots J - Lynchburg Ferries	10 20 ↓	10 18 ↓	8 17 ↓	8 15 ↓	6 13 ↓	6 10 ↓	3 9 ↓	3 8 ↓	3 6 ↓	2 6 ↓	2 5 ↓	1 3 ↓	1 3 ↓	1 3 ↓	1 2 ↓	1 2 ↓	1 2 ↓	1 2 ↓	1 2 ↓	1 3 ↓	1 3 ↓	2 5 ↓	3 7 ↓	3 7 ↓
Houston Pilots I - Exxon 3	13 22 ↓	13 21 ↓	12 20 ↓	10 17 ↓	9 15 ↓	8 13 ↓	7 10 ↓	6 9 ↓	6 9 ↓	6 8 ↓	5 7 ↓	3 6 ↓	3 6 ↓	3 5 ↓	2 5 ↓	2 5 ↓	2 5 ↓	2 5 ↓	2 3 ↓	2 5 ↓	2 5 ↓	3 6 ↓	3 7 ↓	5 8 ↓
Houston Pilots H - Morgans Point	13 22 ↓	13 21 ↓	12 20 ↓	10 17 ↓	10 16 ↓	8 14 ↓	8 12 ↓	7 10 ↓	6 9 ↓	6 8 ↓	5 8 ↓	3 7 ↓	3 6 ↓	3 6 ↓	3 5 ↓	3 5 ↓	3 5 ↓	2 5 ↓	2 5 ↓	2 5 ↓	2 5 ↓	3 6 ↓	3 7 ↓	5 8 ↓
Houston Pilots G - 75/76	14 24 ↓	13 22 ↓	13 22 ↓	13 20 ↓	12 18 ↓	10 16 ↓	10 14 ↓	9 13 ↓	8 12 ↓	8 10 ↓	7 9 ↓	6 8 ↓	5 7 ↓	5 7 ↓	3 7 ↓	3 6 ↓	3 6 ↓	3 6 ↓	3 5 ↓	3 6 ↓	3 6 ↓	3 6 ↓	3 7 ↓	5 9 ↓
Houston Pilots F - 63/64	14 24 ↓	13 22 ↓	13 22 ↓	13 20 ↓	12 18 ↓	10 16 ↓	10 15 ↓	10 14 ↓	8 13 ↓	8 12 ↓	7 10 ↓	6 8 ↓	6 7 ↓	5 7 ↓	5 6 ↓	3 6 ↓	3 6 ↓	3 6 ↓	3 6 ↓	3 6 ↓	3 6 ↓	3 6 ↓	3 7 ↓	5 9 ↓
Houston Pilots E - 51/52	15 24 ↓	14 22 ↓	13 22 ↓	13 21 ↓	13 18 ↓	12 17 ↓	12 16 ↓	10 15 ↓	10 14 ↓	9 13 ↓	8 12 ↓	7 10 ↓	6 9 ↓	6 8 ↓	6 7 ↓	5 7 ↓	5 6 ↓	5 6 ↓	3 6 ↓	3 6 ↓	3 6 ↓	3 6 ↓	3 7 ↓	5 9 ↓
Houston Pilots D - 37/38	15 24 ↓	14 23 ↓	13 22 ↓	13 21 ↓	13 20 ↓	13 18 ↓	12 17 ↓	10 16 ↓	10 15 ↓	9 14 ↓	8 13 ↓	8 10 ↓	7 10 ↓	6 9 ↓	6 8 ↓	6 8 ↓	6 7 ↓	5 7 ↓	3 6 ↓	3 6 ↓	3 6 ↓	3 6 ↓	3 7 ↓	5 9 ↓
Houston Pilots C - 25/26	15 24 ↓	14 22 ↓	14 22 ↓	13 21 ↓	13 20 ↓	13 18 ↓	12 17 ↓	12 16 ↓	10 15 ↓	10 14 ↓	9 13 ↓	8 12 ↓	7 10 ↓	6 9 ↓	6 8 ↓	6 8 ↓	6 7 ↓	5 7 ↓	5 7 ↓	5 7 ↓	5 7 ↓	5 7 ↓	5 8 ↓	5 9 ↓
Houston Pilots B - 11/12	15 23 ↓	14 22 ↓	13 21 ↓	13 20 ↓	13 18 ↓	12 18 ↓	12 17 ↓	10 16 ↓	10 16 ↓	9 15 ↓	8 14 ↓	8 13 ↓	7 10 ↓	6 10 ↓	6 9 ↓	6 8 ↓	5 8 ↓	5 7 ↓	5 7 ↓	5 7 ↓	5 7 ↓	5 7 ↓	5 8 ↓	6 8 ↓
Houston Pilots A - 1 & 2 Bravo	15 24 ↓	15 23 ↓	14 22 ↓	14 22 ↓	14 21 ↓	14 20 ↓	14 20 ↓	13 20 ↓	13 18 ↓	12 17 ↓	10 16 ↓	10 15 ↓	9 14 ↓	8 13 ↓	8 10 ↓	7 10 ↓	6 9 ↓	6 8 ↓	6 8 ↓	5 8 ↓	5 8 ↓	5 8 ↓	5 8 ↓	5 8 ↓

NOTE: This is automated data that may/may not agree with the official BAM thinking that's found on the daily slides. This data should be used as a guide only.

Houston Pilots: SAT. 5/2/2026



Forecast Discussion

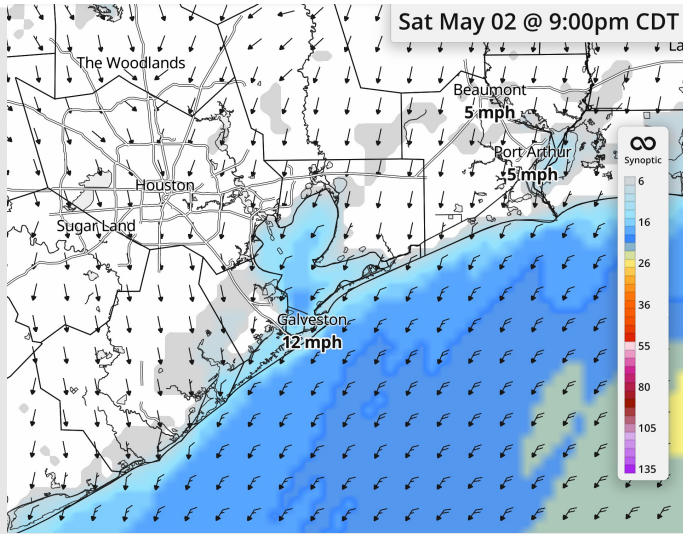
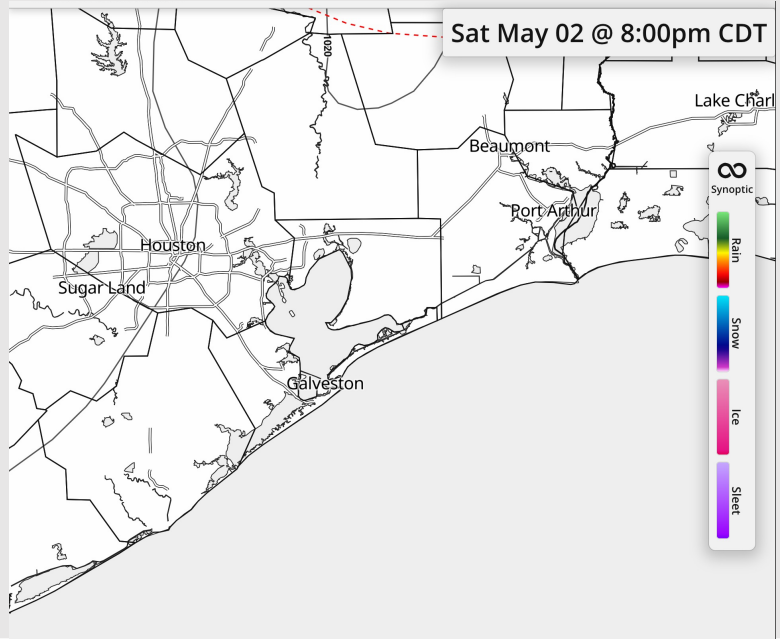
Precip: Favoring dry conditions for the remainder of the day.

Wind: Winds out of the NE for the entire day. **N of Morgan's Point:** Winds of 7 - 12 kts. **S of Morgan's Point:** Winds 8 - 13 kts.

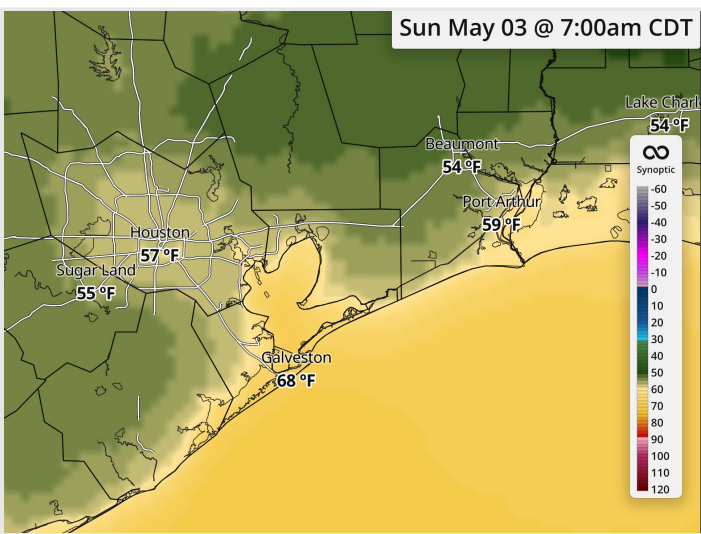
Low Temps: **N of Morgan's Point:** Upper 50s F. **S of Morgan's Point:** Upper 60s F.

Visibility: No visibility concerns the remainder of the day today.

Precip Image: 8 PM CT



**Wind Speed:
9 PM CT**



**Low Temps
SUN AM**

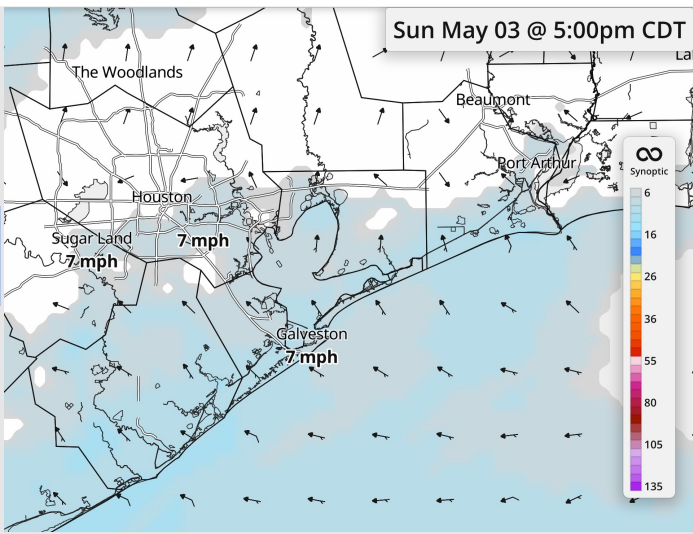
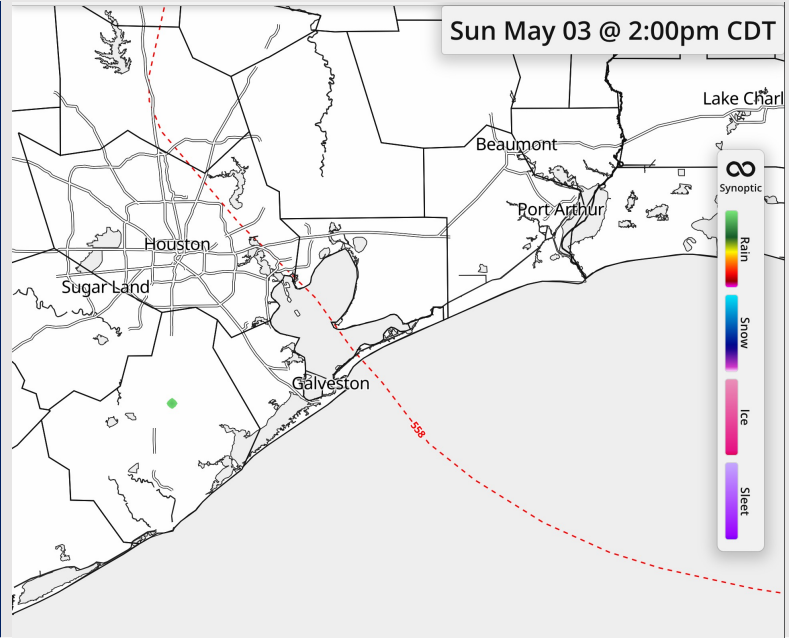
Houston Pilots: SUN. 5/3/2026



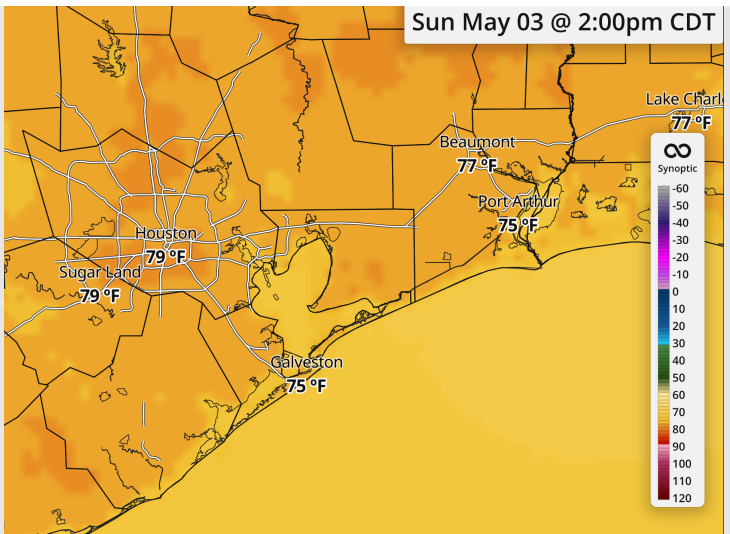
Forecast Discussion

- Precip:** Favoring dry conditions for Sunday.
- Wind:** Winds will be out of the N/NE through 7 AM, slowly turning clockwise after that time and settling out of the SE after 1 PM. **N of Morgan's Point:** Winds of 2 – 7 kts. **S of Morgan's Point:** Winds of 5 – 10 kts.
- High Temps:** **N of Morgan's Point:** High 70s F. **S of Morgan's Point:** Mid 70s F.
- Visibility:** Watching for a low-end, isolated fog risk N of Morgan's Point from 1 – 8 AM Sunday.

Precip Image: 2 PM CT



Wind Speed:
5 PM CT



High Temps
Sunday

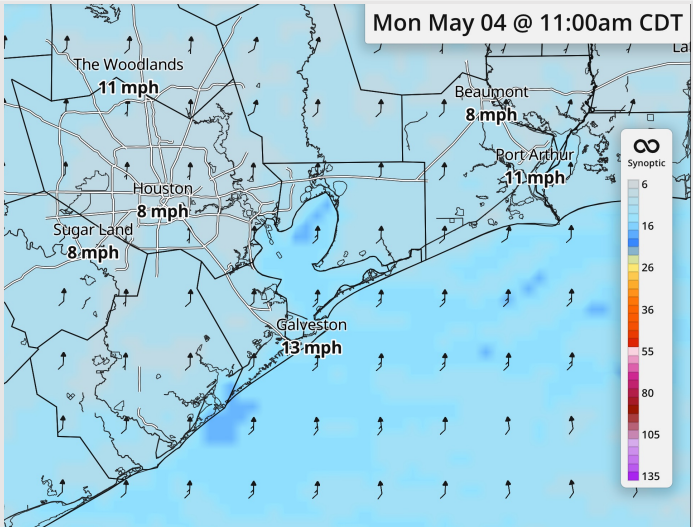
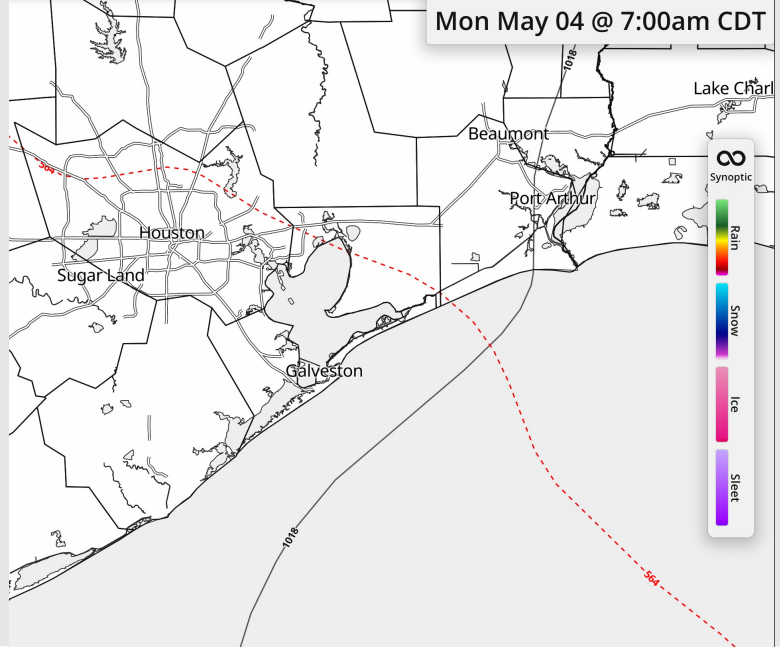
Houston Pilots: MON. 5/4/2026



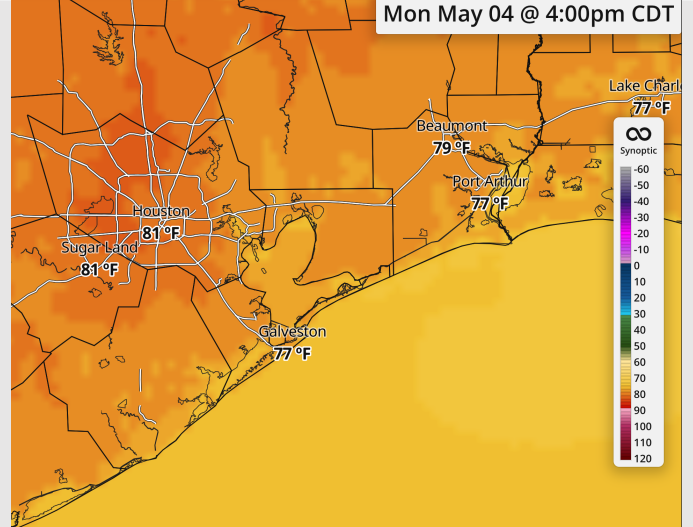
Forecast Discussion

- Precip:** Favoring dry conditions Monday.
- Wind:** Winds out of the SSW for the entire day. **N of Morgan's Point:** Winds of 5 - 9 kts. **S of Morgan's Point:** Winds of 10 - 15 kts, increasing to 15 - 20 kts after 9 PM.
- High Temps:** **N of Morgan's Point:** Low 80s F. **S of Morgan's Point:** Upper 70s F.
- Visibility:** No visibility concerns Monday.

Precip Image: 7 AM CT

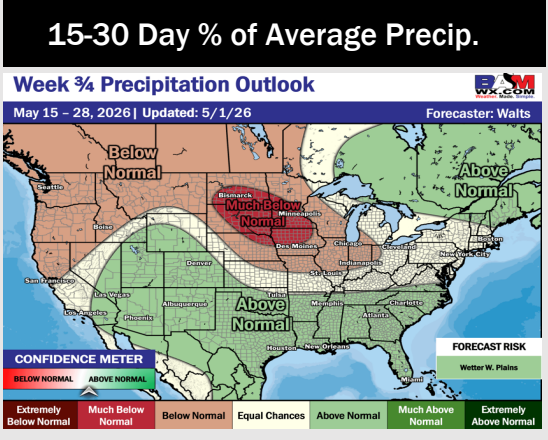
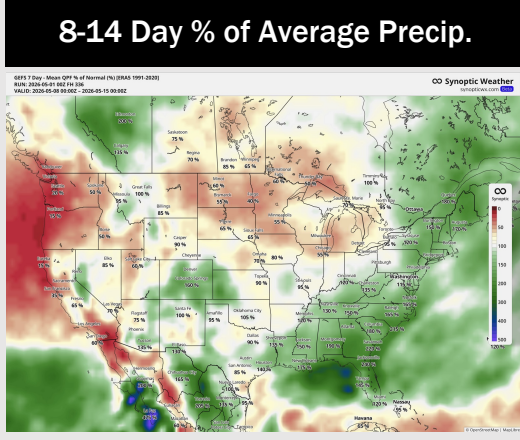
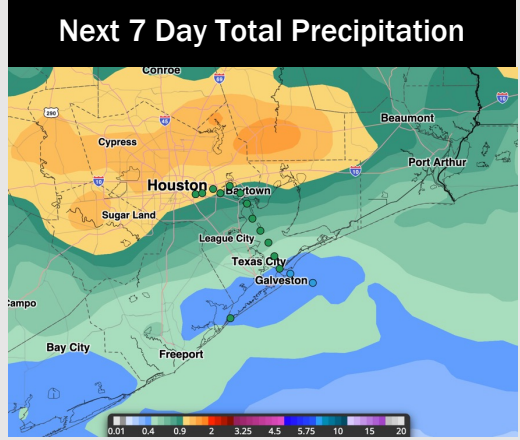
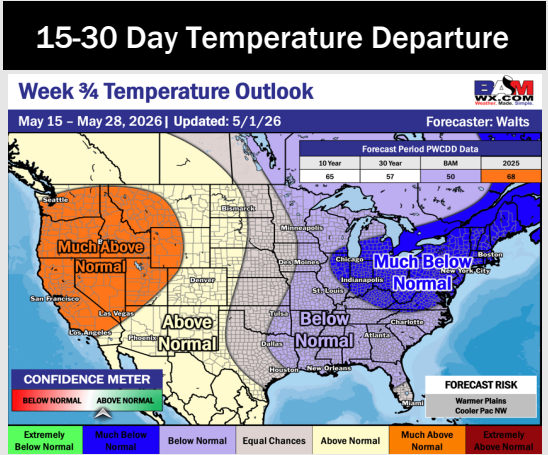
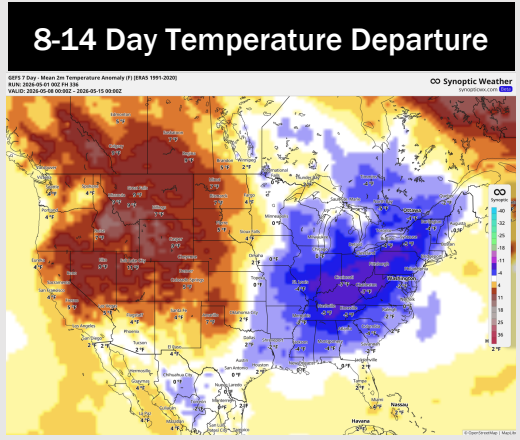
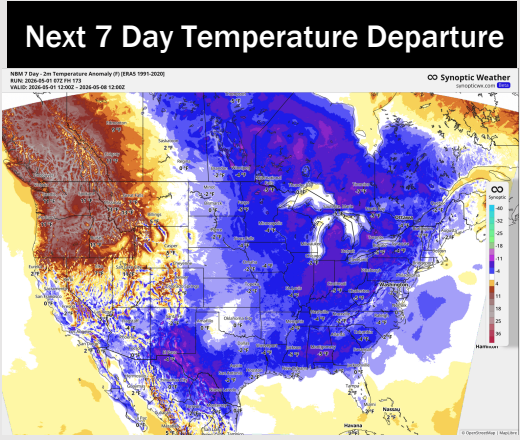


Wind Speed:
11 AM CT



High Temps
Monday

Houston Pilots: 5/2/2026



- Below normal temps are favored over the next 7 days with better rain chances the second half of the week.
- Below normal temperatures and above normal rain chances in the Week 2 period.
- Below normal temperatures and above normal rainfall expected through the the third week of May.