

Houston Pilots Forecast Package



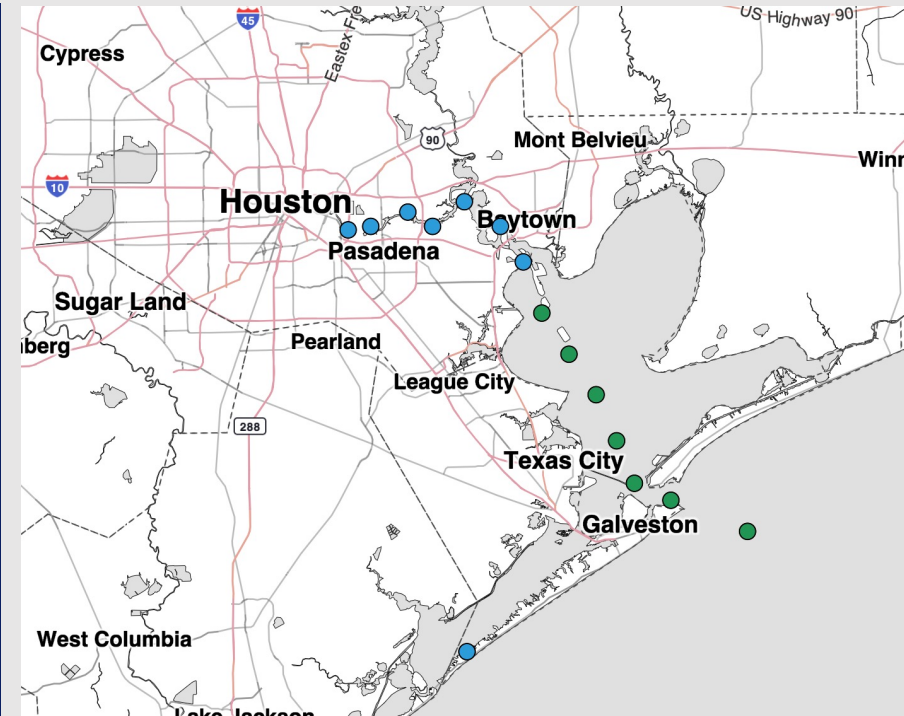
Updated: 2:00 PM CT

Thursday, May 14, 2026

Forecaster: Burke

Weather Headlines

- Dry conditions favored over the next three days.
- Gusty southerly winds of 20-25 kts Saturday S of Morgans Point
- No visibility concerns over the next three days.



Current Radar: 2 PM CT

As always, please do not hesitate to reach out to us with any forecast questions at [\(317\)-560-8122](tel:317-560-8122). Press 1 for forecast questions.

You can also access real-time forecast updates and 24/7 meteorological chat assistance on your [BAM Weather](#) app.



Houston Pilots Tropical Update



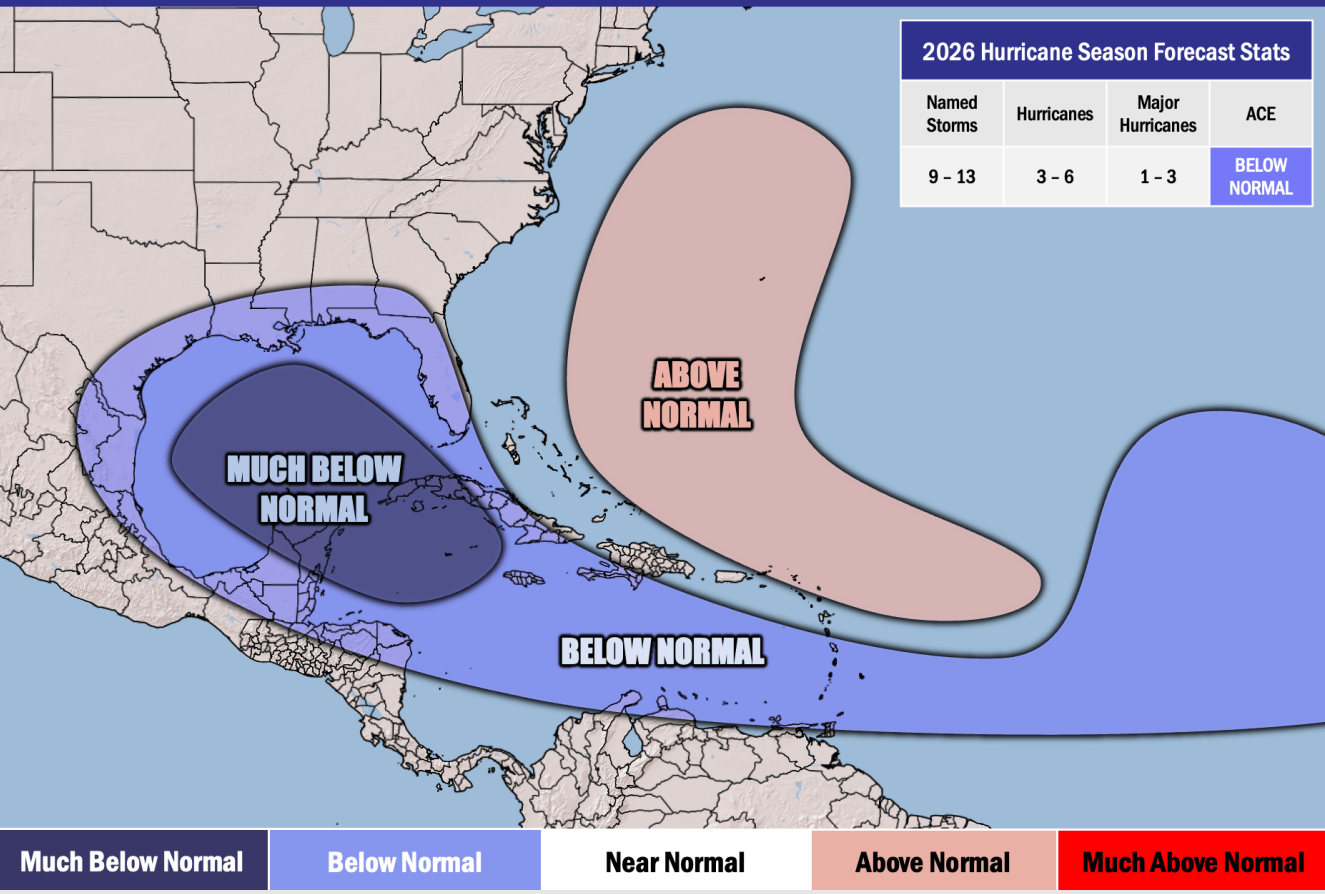
Seasonal Hurricane Outlook

2026 Hurricane Season Outlook



Updated: 4/9/26

Forecaster: Waits



Graphic to the left represents our favored seasonal outlook for the 2026 Hurricane Season. Conditions expected to be less favorable for tropical development within the Gulf this season.

No notable tropical development is expected over the next 7 days.

Houston Pilots Visibility Chart (miles)



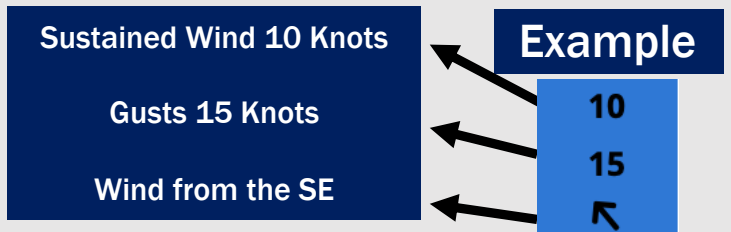
Forecast Confidence



Visibility	Thu 2 pm	Thu 3 pm	Thu 4 pm	Thu 5 pm	Thu 6 pm	Thu 7 pm	Thu 8 pm	Thu 9 pm	Thu 10 pm	Thu 11 pm	Fri 12 am	Fri 1 am	Fri 2 am	Fri 3 am	Fri 4 am	Fri 5 am	Fri 6 am	Fri 7 am	Fri 8 am	Fri 9 am	Fri 10 am	Fri 11 am	Fri 12 pm	Fri 1 pm
Houston Pilots N - 610 Bridge	10	10	10	10	10	10	10	10	10	10	10	10	10	10	10	10	10	10	7.9	9	10	10	10	10
Houston Pilots M - Kinder 1	10	10	10	10	10	10	10	10	10	10	10	10	10	10	10	10	10	10	7.9	9	10	10	10	10
Houston Pilots L - Greens Bayou	10	10	10	10	10	10	10	10	10	10	10	10	10	10	10	10	10	10	6.9	7.9	10	10	10	10
Houston Pilots K - Shell Crude	10	10	10	10	10	10	10	10	10	10	10	10	10	10	10	10	10	10	6.9	7.9	10	10	10	10
Houston Pilots J - Lynchburg Ferries	10	10	10	10	10	10	10	10	10	10	10	10	10	10	10	10	10	10	6.9	7.9	10	10	10	10
Houston Pilots I - Exxon 3	10	10	10	10	10	10	10	10	10	10	10	10	10	10	10	10	10	10	6.9	7.9	10	10	10	10
Houston Pilots H - Morgans Point	10	10	10	10	10	10	10	10	10	10	10	10	10	10	10	10	10	10	7.9	9	10	10	10	10
Houston Pilots G - 75/76	10	10	10	10	10	10	10	10	10	10	10	10	10	10	10	10	10	10	10	10	10	10	10	10
Houston Pilots F - 63/64	10	10	10	10	10	10	10	10	10	10	10	10	10	10	10	10	10	10	10	10	10	10	10	10
Houston Pilots E - 51/52	10	10	10	10	10	10	10	10	10	10	10	10	10	10	10	10	10	10	10	10	10	10	10	10
Houston Pilots D - 37/38	10	10	10	10	10	10	10	10	10	10	10	10	10	10	10	10	10	10	10	10	10	10	10	10
Houston Pilots C - 25/26	10	10	10	10	10	10	10	10	10	10	10	10	10	10	10	10	10	10	10	10	10	10	10	10
Houston Pilots B - 11/12	10	10	10	10	10	10	10	10	10	10	10	10	10	10	10	10	10	10	10	10	10	10	10	10
Houston Pilots A - 1 & 2 Bravo	10	10	10	10	10	10	10	10	10	10	10	10	10	10	10	10	10	10	10	9	10	10	10	10

NOTE: This is automated data that may/may not agree with the official BAM thinking that's found on the daily slides or special visibility report slides. This data should be used as a guide only

Houston Pilots Wind Chart



Wind	Thu 2 pm	Thu 3 pm	Thu 4 pm	Thu 5 pm	Thu 6 pm	Thu 7 pm	Thu 8 pm	Thu 9 pm	Thu 10 pm	Thu 11 pm	Fri 12 am	Fri 1 am	Fri 2 am	Fri 3 am	Fri 4 am	Fri 5 am	Fri 6 am	Fri 7 am	Fri 8 am	Fri 9 am	Fri 10 am	Fri 11 am	Fri 12 pm	Fri 1 pm	
Houston Pilots N - 610 Bridge	5 ↑	6 ↑	8 ↑	9 ↑	10 ↑	12 ↑	12 ↑	10 ↑	9 ↑	8 ↑	8 ↑	7 ↑	6 ↑	6 ↑	6 ↑	6 ↑	5 ↑	5 ↑	5 ↑	7 ↑	8 ↑	10 ↑	12 ↑	13 ↑	
Houston Pilots M - Kinder 1	5 ↑	7 ↑	8 ↑	9 ↑	10 ↑	12 ↑	12 ↑	10 ↑	9 ↑	8 ↑	8 ↑	7 ↑	6 ↑	6 ↑	6 ↑	6 ↑	5 ↑	5 ↑	5 ↑	7 ↑	8 ↑	9 ↑	12 ↑	13 ↑	
Houston Pilots L - Greens Bayou	5 ↑	7 ↑	8 ↑	10 ↑	10 ↑	12 ↑	10 ↑	9 ↑	9 ↑	8 ↑	7 ↑	7 ↑	6 ↑	6 ↑	5 ↑	5 ↑	5 ↑	5 ↑	5 ↑	7 ↑	8 ↑	9 ↑	12 ↑	13 ↑	
Houston Pilots K - Shell Crude	6 ↑	7 ↑	9 ↑	10 ↑	10 ↑	12 ↑	10 ↑	9 ↑	9 ↑	8 ↑	7 ↑	7 ↑	6 ↑	6 ↑	5 ↑	5 ↑	5 ↑	5 ↑	5 ↑	7 ↑	8 ↑	9 ↑	12 ↑	13 ↑	
Houston Pilots J - Lynchburg Ferries	6 ↑	7 ↑	8 ↑	10 ↑	12 ↑	12 ↑	10 ↑	9 ↑	8 ↑	7 ↑	7 ↑	6 ↑	6 ↑	5 ↑	5 ↑	5 ↑	5 ↑	5 ↑	5 ↑	6 ↑	8 ↑	9 ↑	12 ↑	13 ↑	
Houston Pilots I - Exxon 3	7 ↑	9 ↑	12 ↑	14 ↑	14 ↑	14 ↑	14 ↑	13 ↑	13 ↑	12 ↑	10 ↑	10 ↑	9 ↑	8 ↑	8 ↑	8 ↑	8 ↑	8 ↑	8 ↑	9 ↑	12 ↑	12 ↑	14 ↑	15 ↑	
Houston Pilots H - Morgans Point	7 ↑	9 ↑	12 ↑	14 ↑	14 ↑	14 ↑	14 ↑	13 ↑	13 ↑	12 ↑	10 ↑	10 ↑	9 ↑	8 ↑	8 ↑	8 ↑	8 ↑	8 ↑	8 ↑	9 ↑	10 ↑	12 ↑	14 ↑	15 ↑	
Houston Pilots G - 75/76	7 ↑	9 ↑	13 ↑	14 ↑	15 ↑	15 ↑	15 ↑	14 ↑	14 ↑	13 ↑	13 ↑	12 ↑	12 ↑	10 ↑	10 ↑	10 ↑	10 ↑	10 ↑	10 ↑	12 ↑	13 ↑	14 ↑	15 ↑	16 ↑	
Houston Pilots F - 63/64	7 ↑	9 ↑	12 ↑	14 ↑	14 ↑	14 ↑	15 ↑	14 ↑	13 ↑	13 ↑	12 ↑	12 ↑	12 ↑	10 ↑	10 ↑	10 ↑	10 ↑	10 ↑	10 ↑	12 ↑	13 ↑	14 ↑	15 ↑	16 ↑	
Houston Pilots E - 51/52	7 ↑	9 ↑	10 ↑	13 ↑	13 ↑	14 ↑	14 ↑	14 ↑	13 ↑	13 ↑	13 ↑	12 ↑	12 ↑	12 ↑	12 ↑	12 ↑	12 ↑	12 ↑	12 ↑	13 ↑	14 ↑	14 ↑	15 ↑	16 ↑	
Houston Pilots D - 37/38	7 ↑	8 ↑	10 ↑	13 ↑	13 ↑	13 ↑	14 ↑	13 ↑	13 ↑	13 ↑	13 ↑	12 ↑	13 ↑	12 ↑	12 ↑	12 ↑	12 ↑	12 ↑	12 ↑	13 ↑	13 ↑	14 ↑	14 ↑	15 ↑	16 ↑
Houston Pilots C - 25/26	7 ↑	8 ↑	10 ↑	12 ↑	12 ↑	13 ↑	13 ↑	13 ↑	12 ↑	12 ↑	12 ↑	12 ↑	12 ↑	12 ↑	12 ↑	12 ↑	12 ↑	12 ↑	12 ↑	13 ↑	13 ↑	14 ↑	14 ↑	15 ↑	16 ↑
Houston Pilots B - 11/12	7 ↑	8 ↑	9 ↑	10 ↑	10 ↑	12 ↑	12 ↑	12 ↑	10 ↑	10 ↑	10 ↑	10 ↑	10 ↑	10 ↑	10 ↑	10 ↑	10 ↑	10 ↑	12 ↑	12 ↑	13 ↑	13 ↑	14 ↑	15 ↑	16 ↑
Houston Pilots A - 1 & 2 Bravo	5 ↑	7 ↑	8 ↑	9 ↑	10 ↑	12 ↑	12 ↑	12 ↑	12 ↑	12 ↑	12 ↑	13 ↑	13 ↑	13 ↑	13 ↑	13 ↑	13 ↑	13 ↑	13 ↑	14 ↑	14 ↑	14 ↑	14 ↑	14 ↑	14 ↑

NOTE: This is automated data that may/may not agree with the official BAM thinking that's found on the daily slides. This data should be used as a guide only.

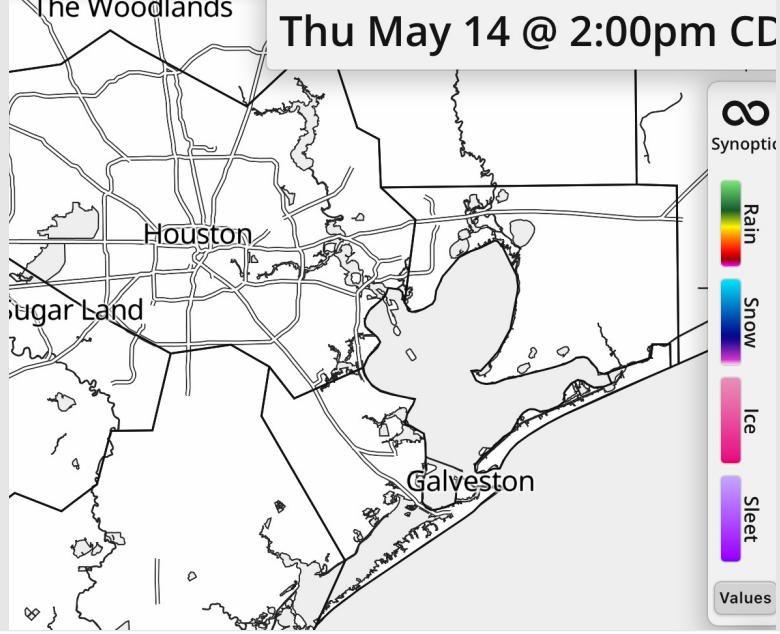
Houston Pilots: THU. 5/14/2026



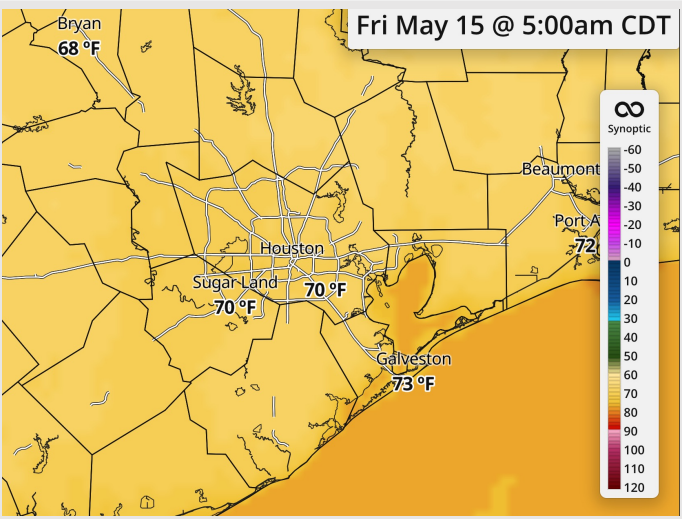
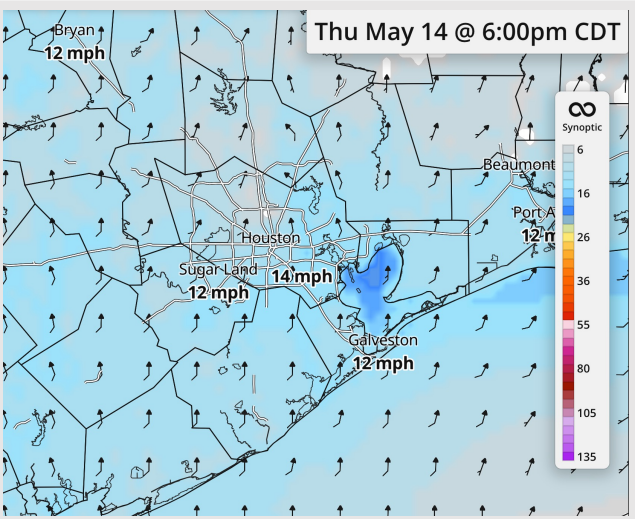
Forecast Discussion

- Precip:** Dry conditions favored for today.
- Wind:** Winds out of the South for the rest of the day **N of Morgan's Point:** Winds of 5-10 kts. **S of Morgan's Point:** then winds of 10 - 16 kts.
- Low Temps:** **N of Morgan's Point:** Low 70s F. **S of Morgan's Point:** Mid to Upper 70s.
- Visibility:** No visibility concerns today.

Precip Image: 2 PM CT



Wind Speed:
6 PM CT



Low Temps
FRI

Houston Pilots: FRI. 5/15/2026



Forecast Discussion


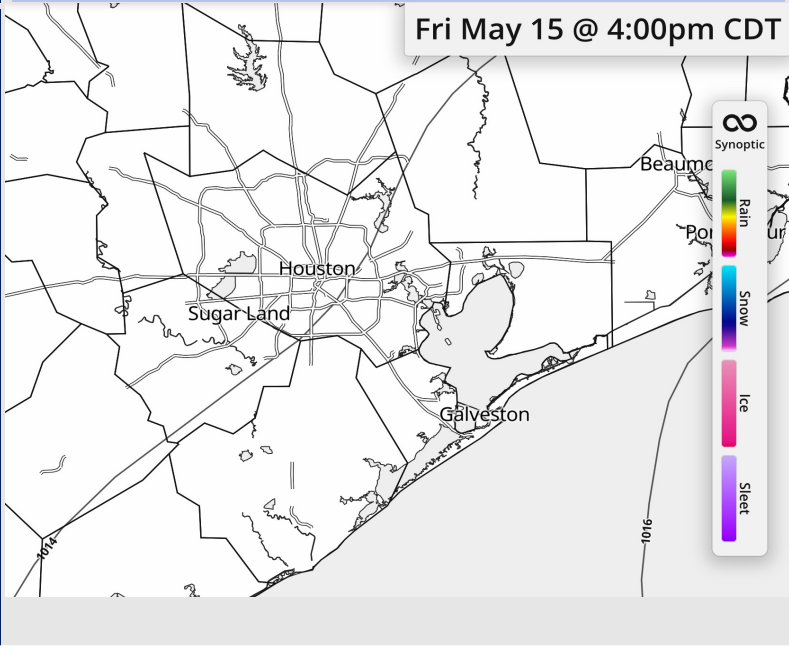
Precip: Dry conditions favored for Friday.

Wind: Winds out of the S for the entire day. **N of Morgan's Point:** Winds of 4 – 10 kts being weakest in the early morning hours and strongest in the early afternoon. **S of Morgan's Point:** Winds of 10 - 16 kts, increasing to 17 – 20 kts after 12 PM.

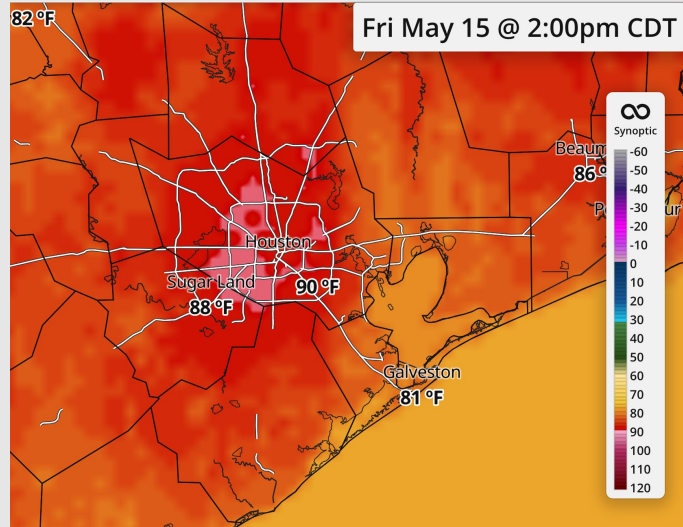
High Temps: **N of Morgan's Point:** Upper 80s F/ Low 90s F. **S of Morgan's Point:** Upper 70s F/ Low 80s F.

Visibility: No visibility concerns for Friday.

Precip Image: 4 PM CT



Wind Speed:
3 PM CT



High Temps
Friday

Houston Pilots: SAT. 5/16/2026



Forecast Discussion

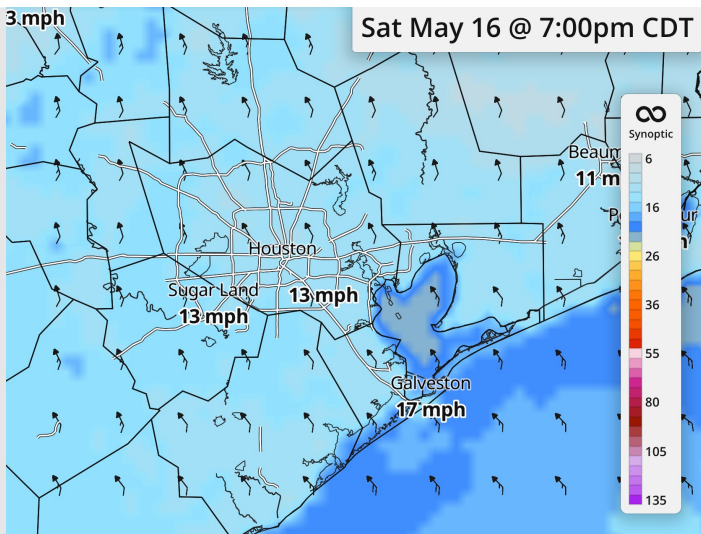
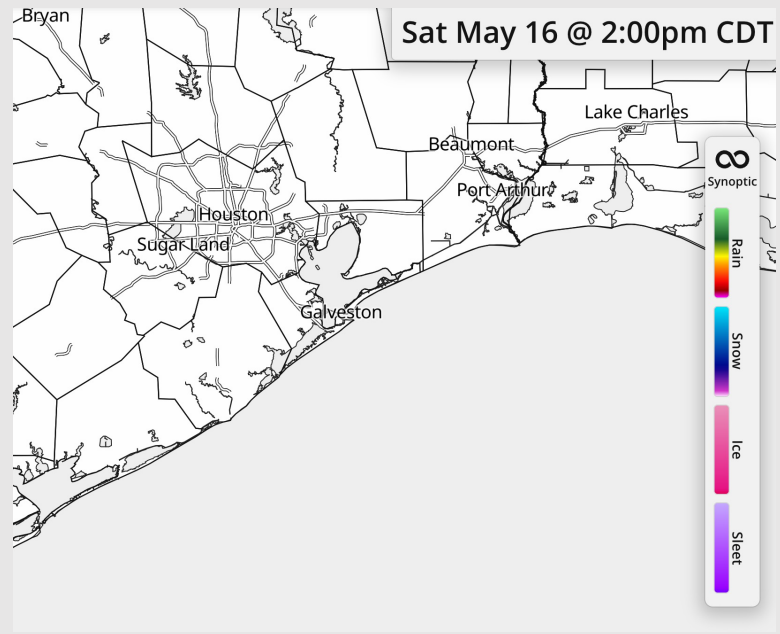
Precip: Dry conditions favored for Saturday.

Wind: Winds out of the S the entire day. **N of Morgan's Point:** Winds of 5 - 12 kts. **S of Morgan's Point:** Winds of 12 - 18 kts. **Gusts near 20-25 kts, gusts will be strongest S of Morgans Point.**

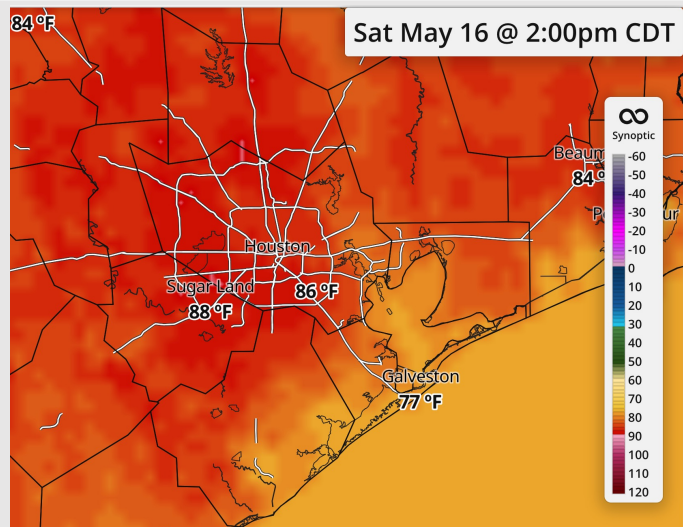
High Temps: **N of Morgan's Point:** Mid to Upper 80s F. **S of Morgan's Point:** Upper 70s F.

Visibility: No visibility concerns for Saturday.

Precip Image: 2 PM CT



Wind Speed:
7 PM CT

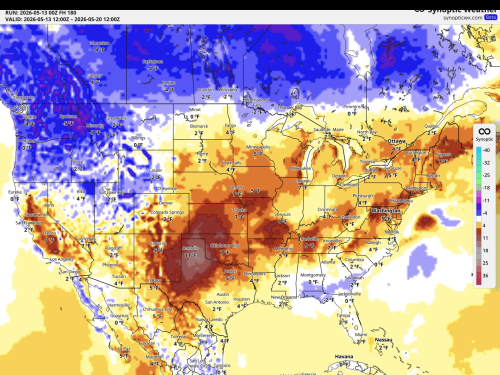


High Temps
Saturday

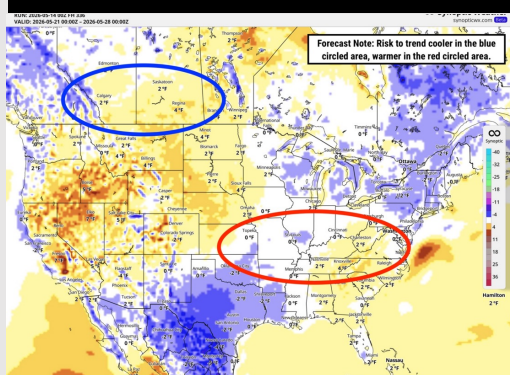
Houston Pilots: 5/14/2026



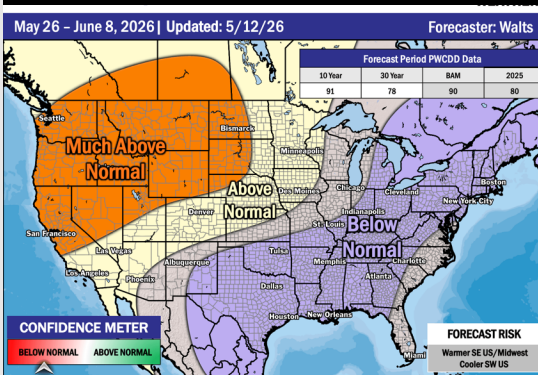
Next 7 Day Temperature Departure



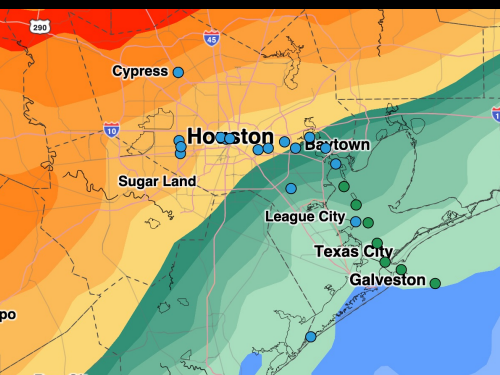
8-14 Day Temperature Departure



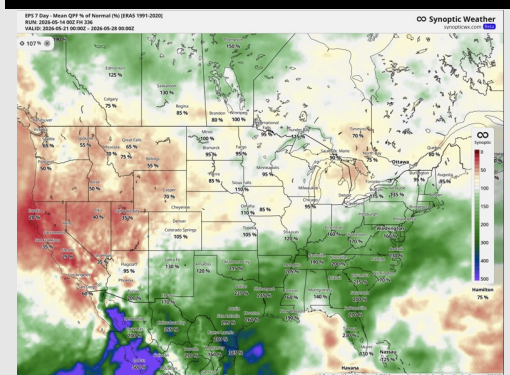
15-30 Day Temperature Departure



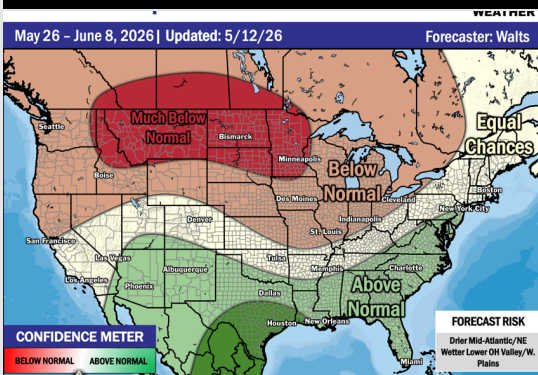
Next 7 Day Total Precipitation



8-14 Day % of Average Precip.



15-30 Day % of Average Precip.



- Near to above normal temps are favored over the next 7 days with rain chances most days early next week.
- Below normal temperatures and above normal rain chances in the Week 2 period.
- Below normal temperatures and above normal rainfall expected into the beginning of June.