

# Houston Pilots Forecast Package



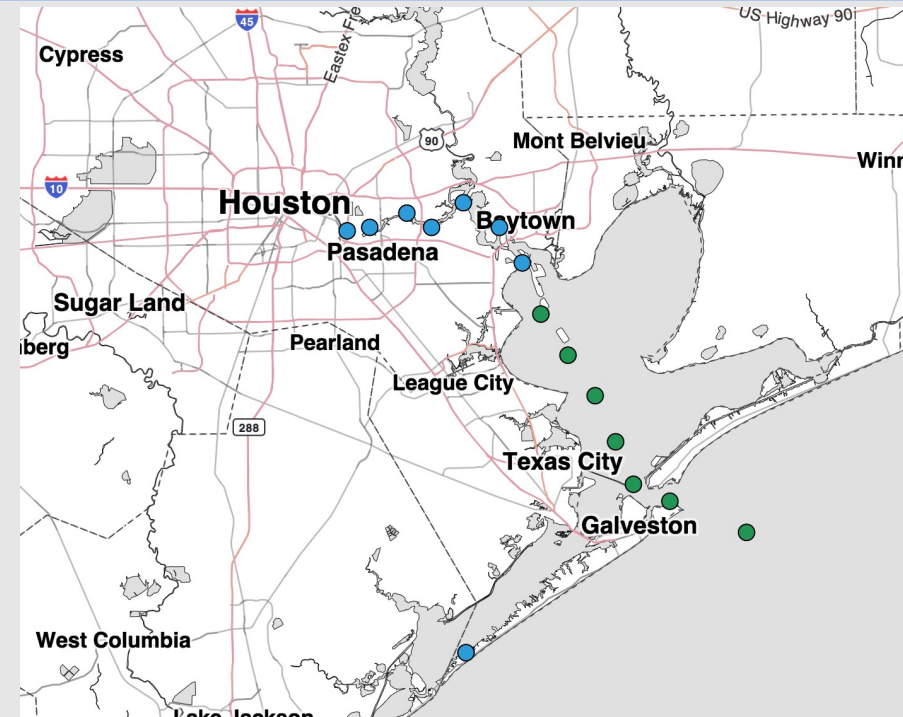
Updated: 2:05 PM CT

Wednesday, May 13, 2026

Forecaster: Tyler Burke

## Weather Headlines

- Dry conditions favored over the next three days.
- Gusty southerly winds up to 20 – 25 kts Friday after 12 PM.
- No visibility concerns over the next three days.



Current Radar: 2:05 PM CT

As always, please do not hesitate to reach out to us with any forecast questions at [\(317\)-560-8122](tel:317-560-8122). Press 1 for forecast questions.

You can also access real-time forecast updates and 24/7 meteorological chat assistance on your [BAM Weather](#) app.



# Houston Pilots Tropical Update



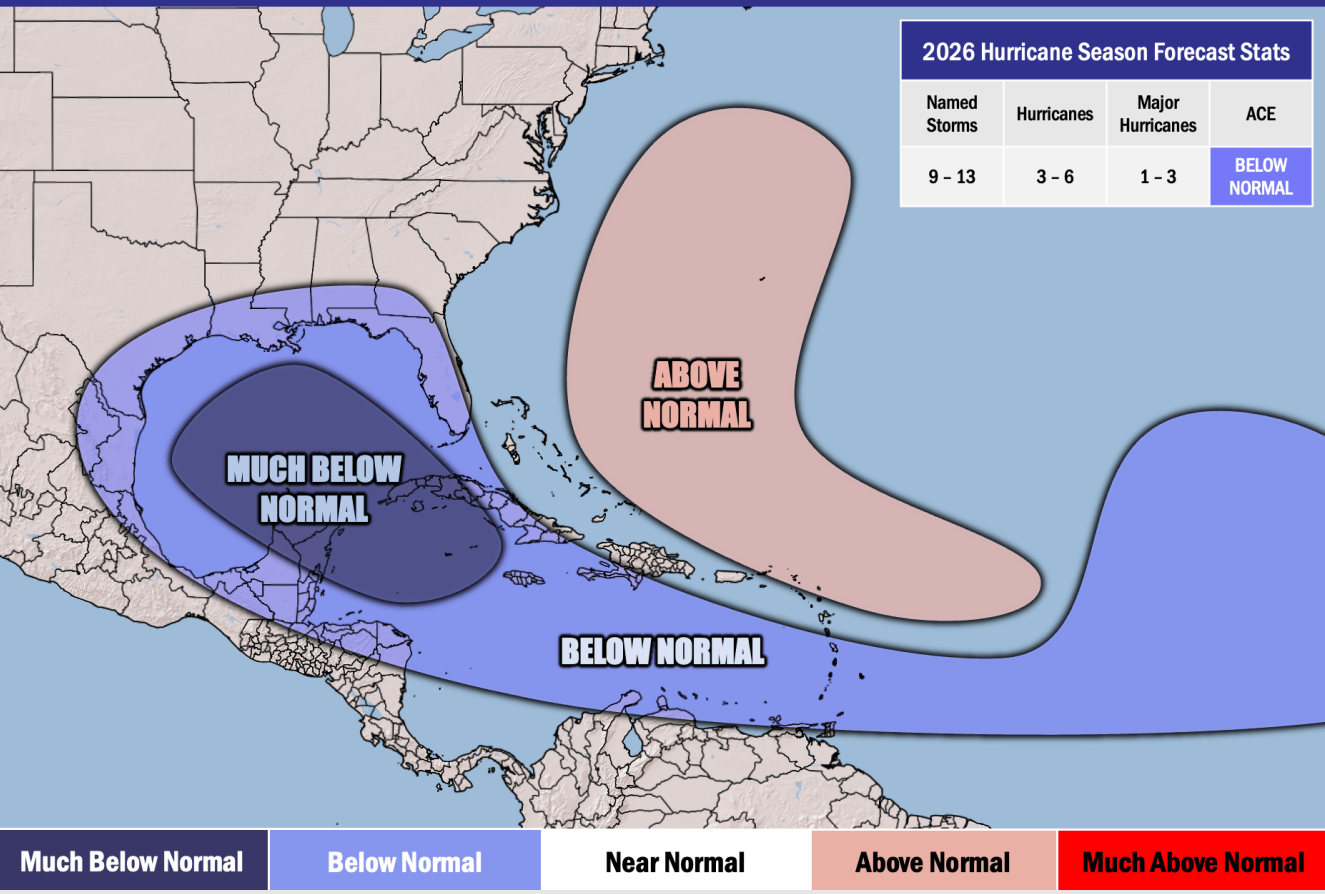
## Seasonal Hurricane Outlook

### 2026 Hurricane Season Outlook



Updated: 4/9/26

Forecaster: Waits



Graphic to the left represents our favored seasonal outlook for the 2026 Hurricane Season. Conditions expected to be less favorable for tropical development within the Gulf this season.

No notable tropical development is expected over the next 7 days.

# Houston Pilots Visibility Chart (miles)



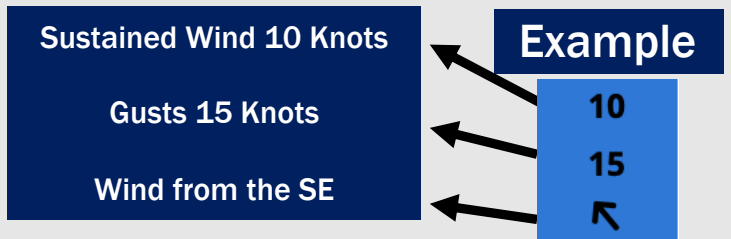
## Forecast Confidence



Visibility	Wed 3 pm	Wed 4 pm	Wed 5 pm	Wed 6 pm	Wed 7 pm	Wed 8 pm	Wed 9 pm	Wed 10 pm	Wed 11 pm	Thu 12 am	Thu 1 am	Thu 2 am	Thu 3 am	Thu 4 am	Thu 5 am	Thu 6 am	Thu 7 am	Thu 8 am	Thu 9 am	Thu 10 am	Thu 11 am	Thu 12 pm	Thu 1 pm	Thu 2 pm
Houston Pilots N - 610 Bridge	10	10	10	10	10	10	10	10	10	10	10	10	10	10	10	10	9	6.9	6.9	10	10	10	10	10
Houston Pilots M - Kinder 1	10	10	10	10	10	10	10	10	10	10	10	10	10	10	10	10	9	6.9	6.9	10	10	10	10	10
Houston Pilots L - Greens Bayou	10	10	10	10	10	10	10	10	10	10	10	10	10	10	10	10	9	6.9	6.9	10	10	10	10	10
Houston Pilots K - Shell Crude	10	10	10	10	10	10	10	10	10	10	10	10	10	10	10	10	9	6.9	6.9	10	10	10	10	10
Houston Pilots J - Lynchburg Ferries	10	10	10	10	10	10	10	10	10	10	10	10	10	10	10	10	9	6.9	6.9	10	10	10	10	10
Houston Pilots I - Exxon 3	10	10	10	10	10	10	10	10	10	10	10	10	10	10	10	10	9	6.9	6.9	10	10	10	10	10
Houston Pilots H - Morgans Point	10	10	10	10	10	10	10	10	10	10	10	10	10	10	10	10	9	6.9	6.9	10	10	10	10	10
Houston Pilots G - 75/76	10	10	10	10	10	10	10	10	10	10	10	10	10	10	10	10	9	6.9	6.9	10	10	10	10	10
Houston Pilots F - 63/64	10	10	10	10	10	10	10	10	10	10	10	10	10	10	10	10	10	6.9	6.9	10	10	10	10	10
Houston Pilots E - 51/52	10	10	10	10	10	10	10	10	10	10	10	10	10	10	10	10	10	7.9	6.9	10	10	10	10	10
Houston Pilots D - 37/38	10	10	10	10	10	10	10	10	10	10	10	10	10	10	10	10	10	7.9	6.9	10	10	10	10	10
Houston Pilots C - 25/26	10	10	10	10	10	10	10	10	10	10	10	10	10	10	10	10	10	9	6.9	10	10	10	10	10
Houston Pilots B - 11/12	10	10	10	10	10	10	10	10	10	10	10	10	10	10	10	10	10	9	6.9	10	10	10	10	10
Houston Pilots A - 1 & 2 Bravo	10	10	10	10	10	10	10	10	10	10	10	10	10	10	10	10	9	6.9	6.9	9	10	10	10	10

**NOTE: This is automated data that may/may not agree with the official BAM thinking that's found on the daily slides or special visibility report slides. This data should be used as a guide only**

# Houston Pilots Wind Chart



Wind	Wed 3 pm	Wed 4 pm	Wed 5 pm	Wed 6 pm	Wed 7 pm	Wed 8 pm	Wed 9 pm	Wed 10 pm	Wed 11 pm	Thu 12 am	Thu 1 am	Thu 2 am	Thu 3 am	Thu 4 am	Thu 5 am	Thu 6 am	Thu 7 am	Thu 8 am	Thu 9 am	Thu 10 am	Thu 11 am	Thu 12 pm	Thu 1 pm	Thu 2 pm
Houston Pilots N - 610 Bridge	3 7 ↓	5 7 ↓	3 8 ↓	3 7 ↓	3 6 ↓	3 6 ↓	3 7 ↓	5 8 ↑	5 10 ↑	5 10 ↑	5 9 ↑	5 10 ↑	3 9 ↑	3 8 ↑	3 8 ↑	2 7 →	2 5 →	2 5 →	2 5 →	2 5 →	2 6 →	3 7 →	5 8 ↑	5 9 ↑
Houston Pilots M - Kinder 1	3 7 ↓	5 7 ↓	3 8 ↓	3 7 ↓	3 6 ↓	3 6 ↓	3 7 ↓	5 8 ↑	6 10 ↑	5 9 ↑	5 9 ↑	5 9 ↑	5 8 ↑	3 8 ↑	3 7 ↑	2 7 →	2 5 →	2 5 →	2 5 →	2 5 →	3 6 →	3 7 →	5 8 ↑	5 9 ↑
Houston Pilots L - Greens Bayou	3 7 ↓	3 7 ↓	3 7 ↓	3 7 ↓	3 6 ↓	3 6 ↓	3 6 ↓	3 8 ↑	5 9 ↑	5 9 ↑	5 9 ↑	5 9 ↑	3 8 ↑	3 7 ↑	3 7 ↑	2 6 →	2 5 →	1 5 →	1 5 →	2 5 →	2 6 →	3 7 →	5 8 ↑	5 9 ↑
Houston Pilots K - Shell Crude	3 7 ↓	3 7 ↓	3 7 ↓	3 7 ↓	3 6 ↓	3 6 ↓	3 6 ↓	5 8 ↑	5 9 ↑	5 9 ↑	5 9 ↑	5 9 ↑	3 8 ↑	3 7 ↑	3 7 ↑	2 6 →	2 5 →	2 5 →	2 5 →	2 5 →	2 6 →	3 7 →	5 8 ↑	6 9 ↑
Houston Pilots J - Lynchburg Ferries	3 7 ↓	3 7 ↓	3 7 ↓	3 7 ↓	3 6 ↓	2 6 ↓	3 6 ↓	3 7 ↑	5 8 ↑	3 8 ↑	3 8 ↑	3 8 ↑	3 7 ↑	2 7 ↑	2 6 ↑	2 5 →	1 5 →	1 3 →	1 3 →	1 3 →	1 3 →	2 5 →	3 7 →	6 8 ↑
Houston Pilots I - Exxon 3	3 8 ↓	5 8 ↓	5 9 ↓	5 9 ↓	5 8 ↓	6 8 ↓	6 9 ↓	7 9 ↑	8 12 ↑	7 12 ↑	7 10 ↑	7 10 ↑	6 9 ↑	6 9 ↑	6 8 ↑	5 7 →	3 6 →	3 6 →	3 5 →	3 5 →	3 6 →	3 7 →	5 9 ↑	7 12 ↑
Houston Pilots H - Morgans Point	3 7 ↓	5 8 ↓	5 9 ↓	6 9 ↓	6 9 ↓	6 9 ↓	7 9 ↓	7 10 ↑	8 13 ↑	8 12 ↑	7 10 ↑	7 10 ↑	6 9 ↑	6 9 ↑	6 8 ↑	5 7 →	3 7 →	3 6 →	3 5 →	2 5 →	3 6 →	3 7 →	5 9 ↑	7 12 ↑
Houston Pilots G - 75/76	3 9 ←	5 9 ←	5 10 ←	6 10 ←	7 10 ←	8 12 ←	8 13 ←	9 13 ←	10 15 ←	9 14 ←	9 13 ←	8 13 ←	8 12 ←	7 10 ←	7 10 ←	6 9 →	6 8 →	5 7 →	3 6 →	3 6 →	3 6 →	5 7 →	6 9 ←	8 13 ←
Houston Pilots F - 63/64	3 8 ←	5 9 ←	5 9 ←	6 10 ←	7 10 ←	8 13 ←	8 13 ←	9 14 ←	10 15 ←	9 14 ←	9 13 ←	8 13 ←	8 10 ←	7 10 ←	7 10 ←	6 9 →	6 8 →	5 7 →	3 6 →	3 5 →	3 5 →	3 7 →	6 9 ←	7 13 ←
Houston Pilots E - 51/52	3 8 ←	3 8 ←	5 9 ←	6 10 ←	7 12 ←	7 14 ←	9 14 ←	10 14 ←	10 15 ←	9 14 ←	9 13 ←	8 13 ←	8 12 ←	7 10 ←	7 10 ←	7 9 →	6 8 →	6 6 →	3 6 →	3 6 →	3 6 →	3 7 →	5 8 ←	7 12 ←
Houston Pilots D - 37/38	3 7 ←	3 8 ←	3 8 ←	6 9 ↑	8 12 ↑	10 14 ↑	9 14 ↑	10 15 ↑	10 15 ↑	9 14 ↑	9 13 ↑	8 13 ↑	8 12 ↑	7 10 ↑	7 10 ↑	7 9 →	6 8 →	6 6 →	5 6 →	3 6 →	3 6 →	3 7 →	5 8 ↑	7 12 ↑
Houston Pilots C - 25/26	2 7 ←	3 7 ←	3 8 ←	6 9 ↑	8 12 ↑	10 15 ↑	10 14 ↑	9 14 ↑	10 14 ↑	9 13 ↑	8 13 ↑	8 12 ↑	7 10 ↑	7 10 ↑	7 10 ↑	6 9 →	6 8 →	5 7 →	5 6 →	3 6 →	3 5 →	3 7 →	5 8 ↑	7 10 ↑
Houston Pilots B - 11/12	3 6 ↓	3 7 ↓	3 7 ↓	6 9 ↑	7 12 ↑	9 14 ↑	9 13 ↑	9 14 ↑	9 14 ↑	9 13 ↑	8 13 ↑	7 12 ↑	7 10 ↑	6 10 ↑	6 10 ↑	6 9 →	5 8 →	5 8 →	3 7 →	3 6 →	3 6 →	3 7 →	5 8 ↑	7 10 ↑
Houston Pilots A - 1 & 2 Bravo	2 6 →	3 7 →	6 9 ↑	7 10 ↑	8 13 ↑	10 15 ↑	10 15 ↑	10 15 ↑	10 15 ↑	9 14 ↑	9 14 ↑	9 13 ↑	8 12 ↑	8 12 ↑	8 12 ↑	7 10 →	7 9 →	6 7 →	5 6 →	3 6 →	3 6 →	3 6 →	3 7 →	6 9 ↑

**NOTE: This is automated data that may/may not agree with the official BAM thinking that's found on the daily slides. This data should be used as a guide only.**

# Houston Pilots: WED. 5/13/2026



## Forecast Discussion

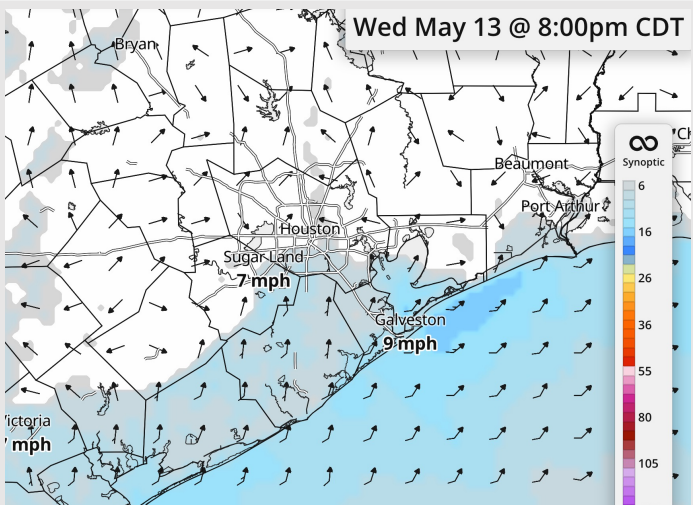
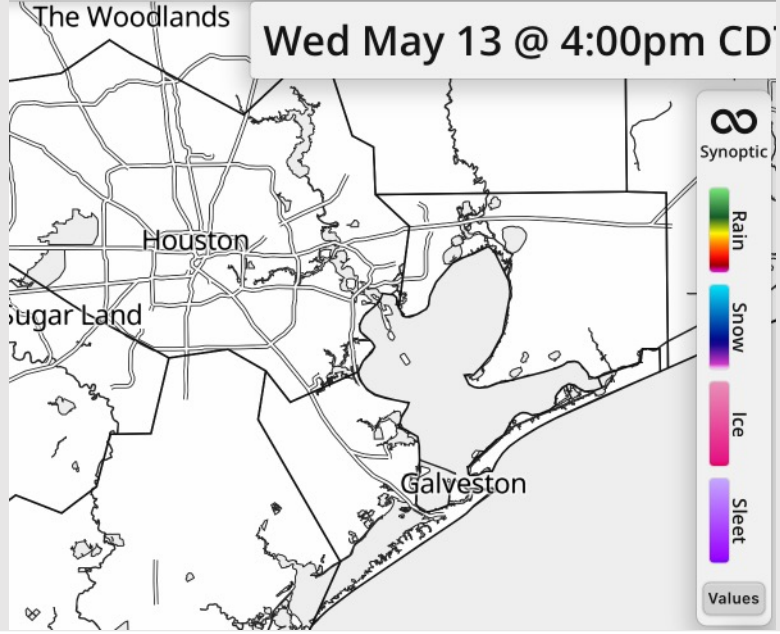
**Precip:** Dry conditions favored for today.

**Wind:** Winds variable through 8 PM before settling out of the S. **N of Morgan's Point:** Winds of 3 – 7 kts. **S of Morgan's Point:** Winds of 7 – 14 kts.

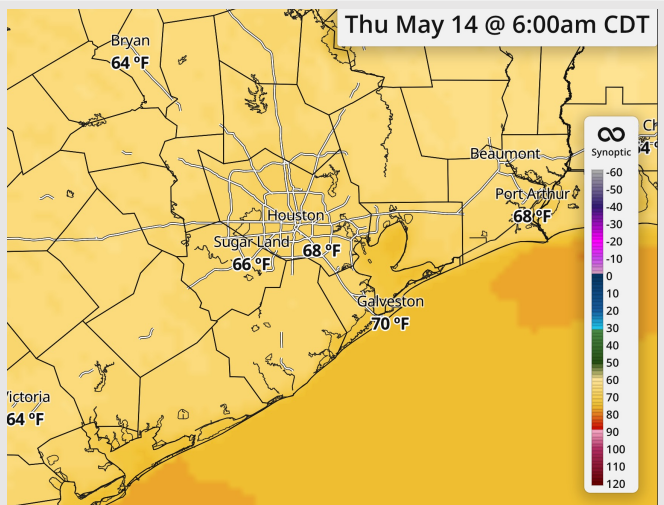
**Low Temps:** **N of Morgan's Point:** Upper 60s F. **S of Morgan's Point:** mid 70s F.

**Visibility:** No visibility concerns for today.

## Precip Image: 4 PM CT



**Wind Speed:  
8 PM CT**



**Low Temps  
THU AM**

# Houston Pilots: THU. 5/14/2026



## Forecast Discussion

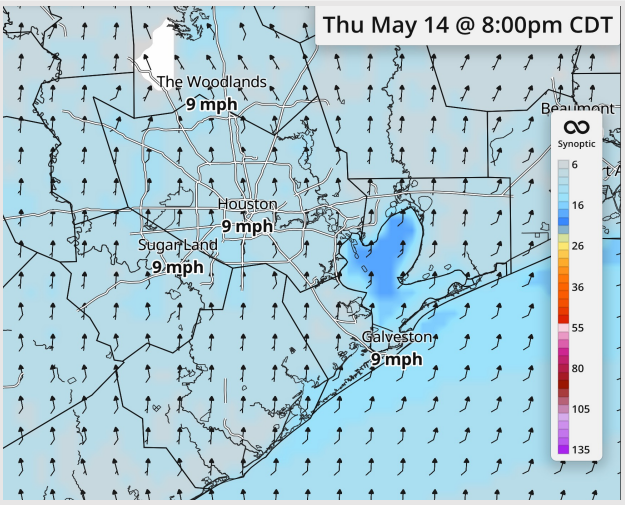
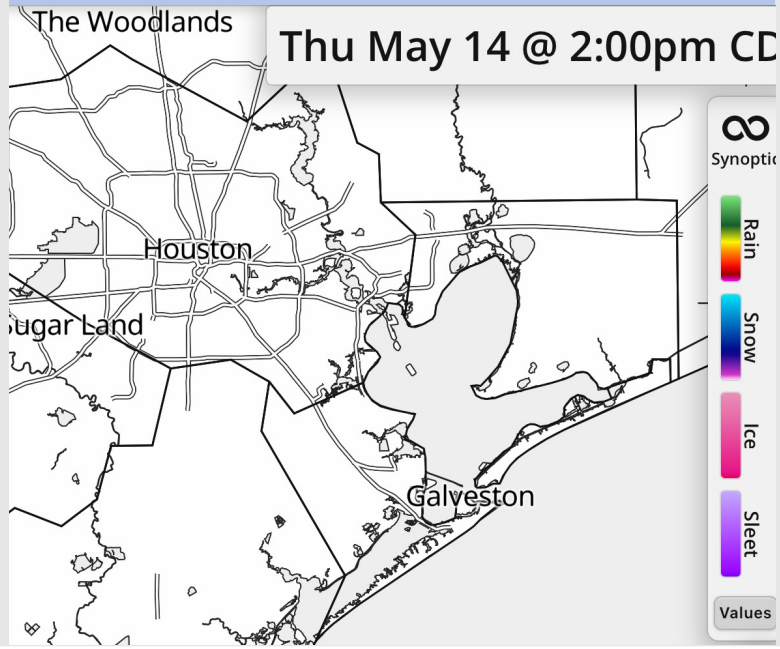
**Precip:** Dry conditions favored for Thursday.

**Wind:** Winds out of the West through 11AM, shifting to out of the South for the rest of the day. **N of Morgan's Point:** Winds of 2 – 10 kts. **S of Morgan's Point:** 3-8 kts through 2PM, after 2PM 11-16 kts

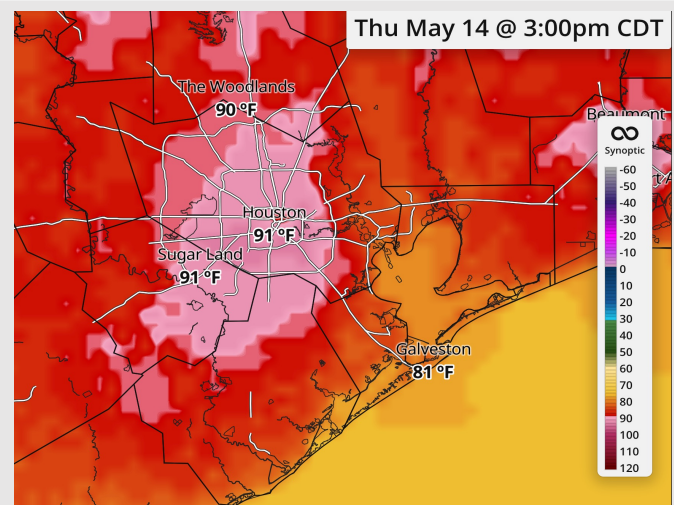
**High Temps:** **N of Morgan's Point:** Near 90 F. **S of Morgan's Point:** Upper 70s / Low 80s F.

**Visibility:** No visibility concerns for Thursday.

## Precip Image: 2 PM CT



**Wind Speed:**  
8 PM CT



**High Temps**  
Thursday

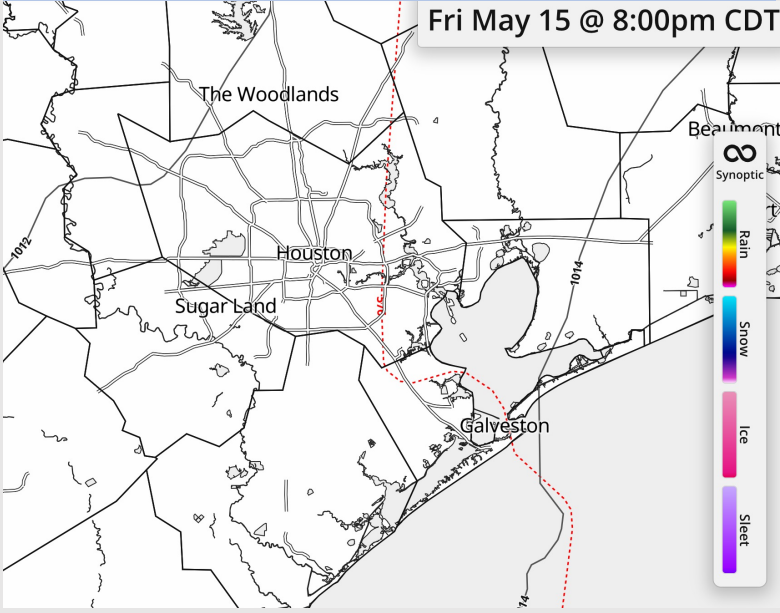
# Houston Pilots: FRI. 5/15/2026



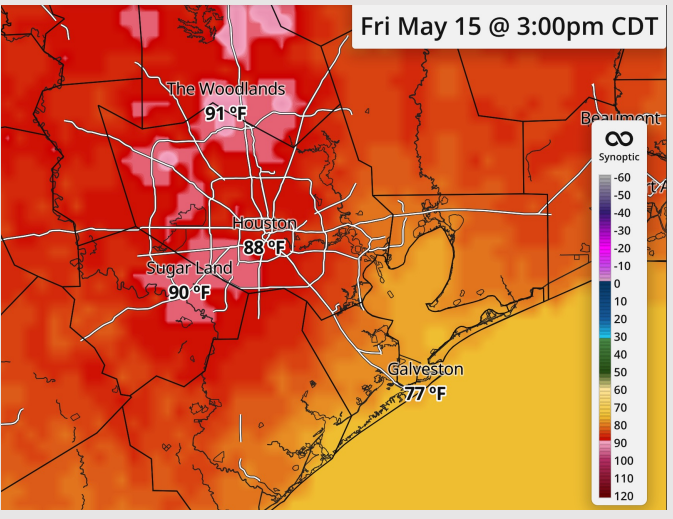
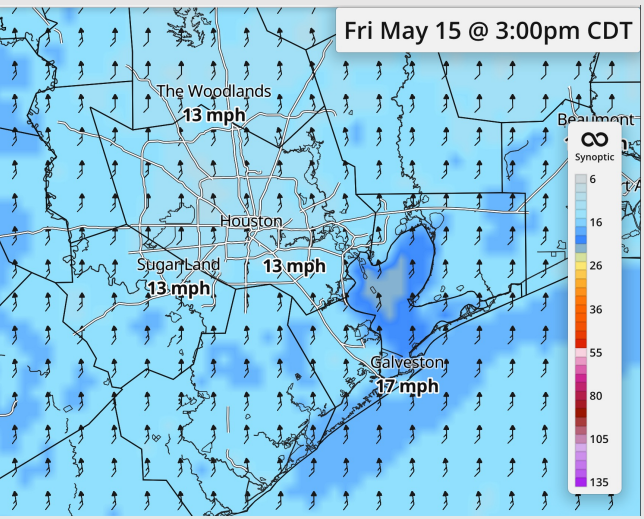
## Forecast Discussion

- Precip:** Dry conditions favored for Friday.
- Wind:** Winds out of the S for the entire day. **N of Morgan's Point:** Winds of 6 – 11 kts. **S of Morgan's Point:** Winds of 11 - 16 kts, increasing to 17 – 22 kts after 11 AM. **Gusts up to 20 – 25 kts after 12 PM., mainly S of Morgan's Point.**
- High Temps:** **N of Morgan's Point:** Upper 80s F. **S of Morgan's Point:** Upper 70s F.
- Visibility:** No visibility concerns for Friday.

## Precip Image: 4 PM CT



Wind Speed:  
3 PM CT

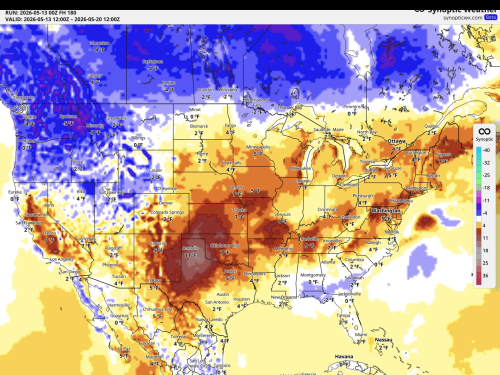


High Temps  
Friday

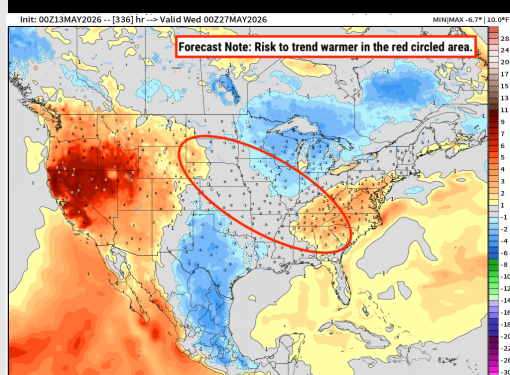
# Houston Pilots: 5/13/2026



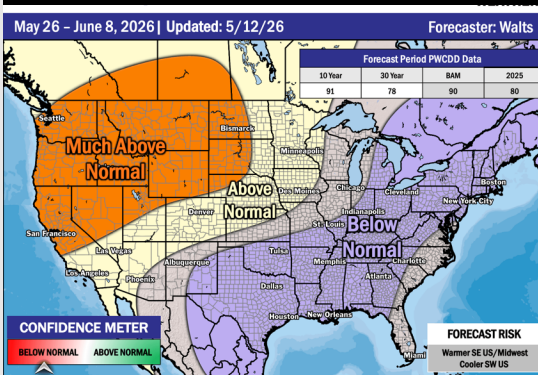
**Next 7 Day Temperature Departure**



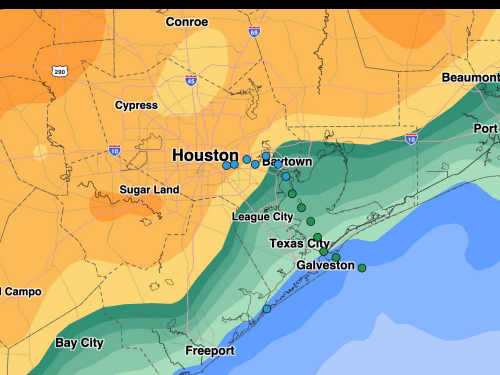
**8-14 Day Temperature Departure**



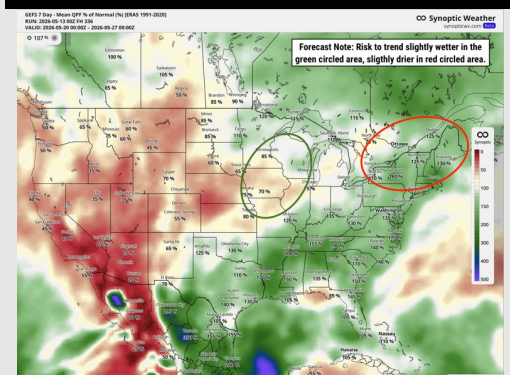
**15-30 Day Temperature Departure**



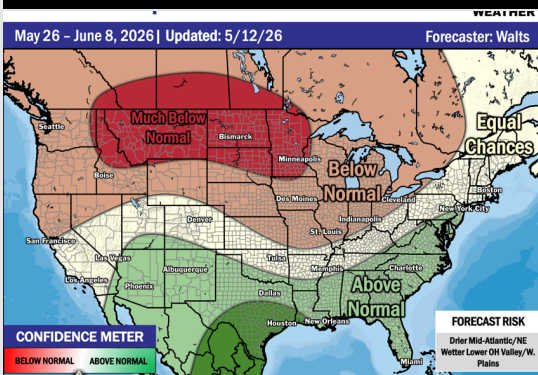
**Next 7 Day Total Precipitation**



**8-14 Day % of Average Precip.**



**15-30 Day % of Average Precip.**



- Near to above normal temps are favored over the next 7 days with daily rain chances most days this weekend through early next week.
- Below normal temperatures and slightly above normal rain chances in the Week 2 period.
- Below normal temperatures and above normal rainfall expected into the beginning of June.