

# Houston Pilots Forecast Package

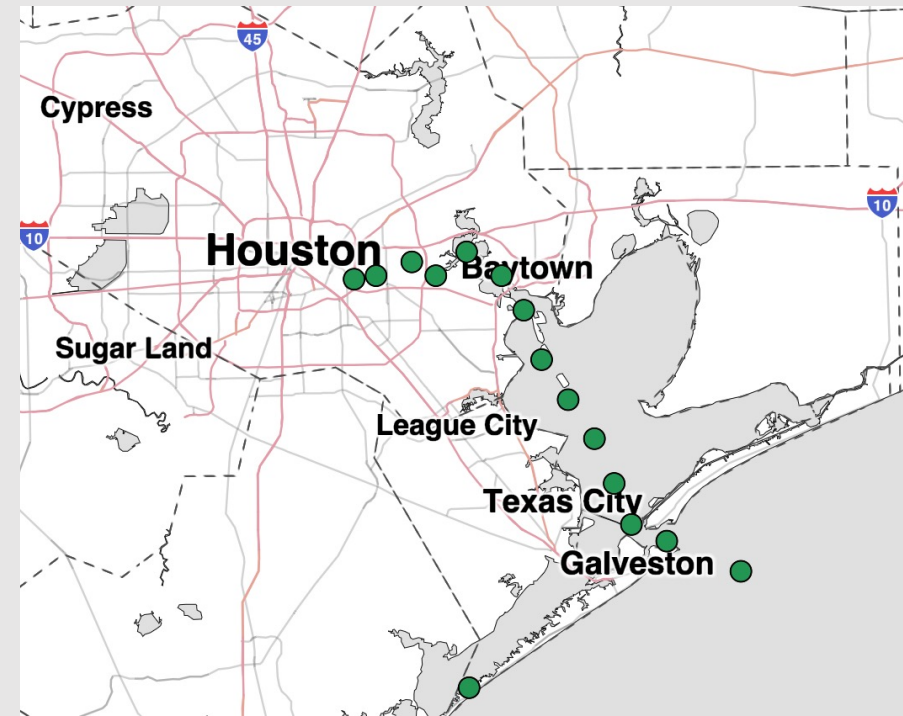


Updated: 1:25 PM CT  
Sunday, May 10, 2026

Forecaster: Tyler Riggles

## Weather Headlines

- **Strong to Severe Storms** capable of producing wind gusts up to 45 kts possible this evening and Monday morning.
- **Non-thunderstorm wind gusts** up to 30 kts also possible on **Monday**.
- **Dry conditions** favored Tuesday.



**Current Radar: 1:18 PM CT**

As always, please do not hesitate to reach out to us with any forecast questions at [\(317\)-560-8122](tel:317-560-8122). Press 1 for forecast questions.

You can also access real-time forecast updates and 24/7 meteorological chat assistance on your [Clarity](#) app.



# Houston Pilots Tropical Update



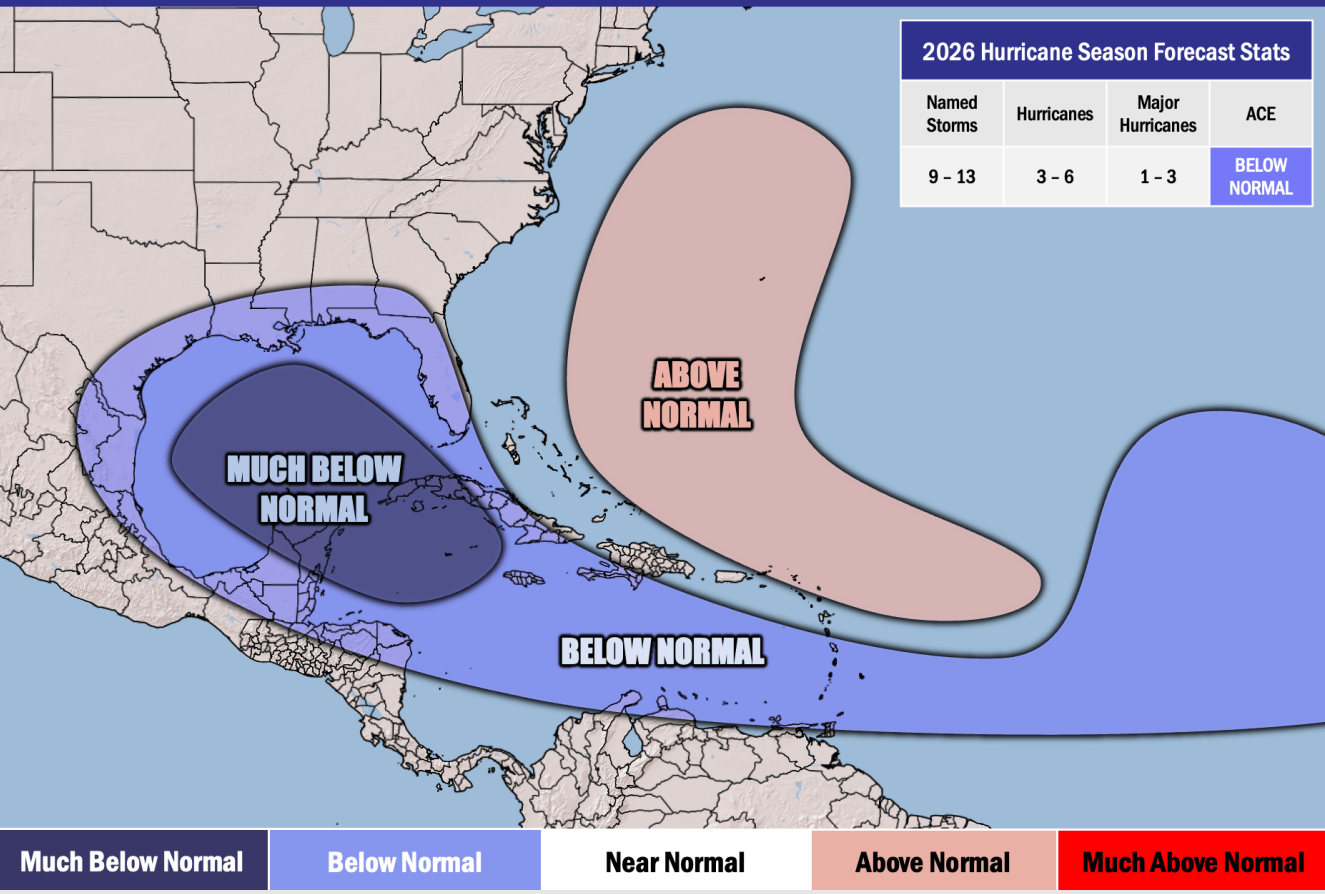
## Seasonal Hurricane Outlook

### 2026 Hurricane Season Outlook



Updated: 4/9/26

Forecaster: Waits



Graphic to the left represents our favored seasonal outlook for the 2026 Hurricane Season. Conditions expected to be less favorable for tropical development within the Gulf this season.

No notable tropical development is expected over the next 7 days.

# Houston Pilots Visibility Chart (miles)



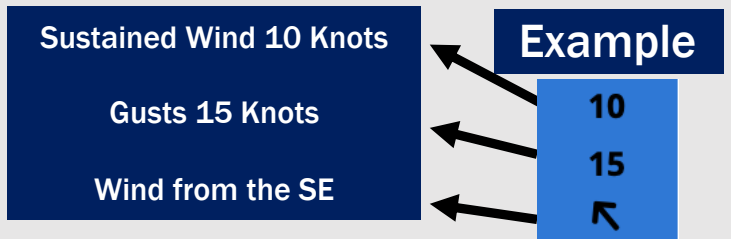
## Forecast Confidence



Visibility	Sun 3 pm	Sun 4 pm	Sun 5 pm	Sun 6 pm	Sun 7 pm	Sun 8 pm	Sun 9 pm	Sun 10 pm	Sun 11 pm	Mon 12 am	Mon 1 am	Mon 2 am	Mon 3 am	Mon 4 am	Mon 5 am	Mon 6 am	Mon 7 am	Mon 8 am	Mon 9 am	Mon 10 am	Mon 11 am	Mon 12 pm	Mon 1 pm	Mon 2 pm
Houston Pilots N - 610 Bridge	10	10	10	10	10	10	10	10	9	6.9	6.9	5.9	5.9	6.9	7.9	7.9	7.9	6.9	6.9	7.9	10	10	10	10
Houston Pilots M - Kinder 1	10	10	10	10	10	10	10	10	9	6.9	6.9	5.9	5.9	6.9	7.9	7.9	7.9	6.9	6.9	7.9	10	10	10	10
Houston Pilots L - Greens Bayou	10	10	10	10	10	10	10	10	9	6.9	6.9	5.9	5.9	6.9	7.9	7.9	7.9	6.9	6.9	7.9	10	10	10	10
Houston Pilots K - Shell Crude	10	10	10	10	10	10	9	10	9	6.9	6.9	5.9	5.9	6.9	7.9	7.9	7.9	6.9	6.9	7.9	10	10	10	10
Houston Pilots J - Lynchburg Ferries	10	10	10	10	10	10	10	10	9	6.9	6.9	5.9	6.9	6.9	7.9	7.9	7.9	6.9	6.9	7.9	10	10	10	10
Houston Pilots I - Exxon 3	10	10	10	10	10	10	9	10	10	6.9	6.9	5.9	5.9	6.9	7.9	7.9	7.9	6.9	6.9	7.9	10	10	10	10
Houston Pilots H - Morgans Point	10	10	10	10	10	10	9	10	10	6.9	6.9	5.9	6.9	6.9	7.9	7.9	7.9	6.9	6.9	7.9	10	10	10	10
Houston Pilots G - 75/76	10	10	9	10	9	9	6.9	7.9	9	7.9	6.9	6.9	6.9	6.9	5.9	6.9	6.9	4.9	4.9	5.9	7.9	9	10	9
Houston Pilots F - 63/64	10	10	9	10	7.9	9	6.9	7.9	9	7.9	6.9	6.9	6.9	6.9	5.9	6.9	6.9	4.9	4.9	5.9	7.9	9	10	9
Houston Pilots E - 51/52	10	7.9	6.9	6.9	5.9	6.9	6.9	6.9	6.9	6.9	6.9	5.9	5.9	4.9	5.9	5.9	5.9	4.9	3.9	4.9	6.9	7.9	10	7.9
Houston Pilots D - 37/38	10	7.9	6.9	6.9	5.9	5.9	6.9	6.9	6.9	6.9	6.9	5.9	5.9	4.9	4.9	5.9	5.9	4.9	3.9	4.9	6.9	7.9	9	7.9
Houston Pilots C - 25/26	10	6.9	6.9	6.9	5.9	5.9	6.9	6.9	6.9	6.9	6.9	5.9	6.9	5.9	5.9	6.9	6.9	5.9	3.9	4.9	6.9	7.9	9	7.9
Houston Pilots B - 11/12	10	6.9	6.9	6.9	5.9	5.9	4.9	6.9	6.9	6.9	6.9	4.9	4.9	4.9	4.9	5.9	5.9	4.9	3.9	4.9	6.9	6.9	9	6.9
Houston Pilots A - 1 & 2 Bravo	6.9	4.9	3.9	4.9	4.9	3.9	4.9	5.9	5.9	5.9	4.9	4.9	4.9	4.9	4.9	5.9	5.9	4.9	3.9	3.9	4.9	5.9	5.9	5.9

**NOTE: This is automated data that may/may not agree with the official BAM thinking that's found on the daily slides or special visibility report slides. This data should be used as a guide only**

# Houston Pilots Wind Chart



Wind	Sun 3 pm	Sun 4 pm	Sun 5 pm	Sun 6 pm	Sun 7 pm	Sun 8 pm	Sun 9 pm	Sun 10 pm	Sun 11 pm	Mon 12 am	Mon 1 am	Mon 2 am	Mon 3 am	Mon 4 am	Mon 5 am	Mon 6 am	Mon 7 am	Mon 8 am	Mon 9 am	Mon 10 am	Mon 11 am	Mon 12 pm	Mon 1 pm	Mon 2 pm
Houston Pilots N - 610 Bridge	8 14 ↖	9 15 ↖	9 16 ↖	10 17 ↖	10 18 ↖	10 18 ↖	8 15 ↖	7 13 ↖	6 12 ↖	5 10 ↖	3 8 ↖	3 7 ↖	2 6 ↓	2 7 ↓	2 6 ↓	3 8 ↓	5 9 ↓	6 10 ↓	7 13 ↓	7 13 ↓	8 14 ↓	8 15 ↓	8 15 ↓	8 15 ↓
Houston Pilots M - Kinder 1	8 14 ↖	9 15 ↖	9 16 ↖	10 17 ↖	10 18 ↖	10 18 ↖	8 15 ↖	7 14 ↖	6 12 ↖	5 10 ↖	3 8 ↖	3 7 ↖	2 6 ↓	2 6 ↓	2 6 ↓	3 8 ↓	5 9 ↓	6 10 ↓	7 13 ↓	7 13 ↓	8 14 ↓	8 15 ↓	8 14 ↓	8 14 ↓
Houston Pilots L - Greens Bayou	8 14 ↖	9 14 ↖	9 16 ↖	10 17 ↖	10 18 ↖	10 17 ↖	8 15 ↖	7 13 ↖	6 12 ↖	5 9 ↖	3 8 ↖	3 7 ↖	2 6 ↓	2 6 ↓	2 6 ↓	3 7 ↓	5 8 ↓	6 10 ↓	7 13 ↓	7 12 ↓	7 14 ↓	8 15 ↓	8 14 ↓	7 14 ↓
Houston Pilots K - Shell Crude	8 14 ↖	9 15 ↖	10 16 ↖	10 17 ↖	10 18 ↖	10 17 ↖	8 15 ↖	7 13 ↖	6 12 ↖	5 9 ↖	3 8 ↖	3 7 ↖	2 6 ↓	2 6 ↓	2 6 ↓	3 7 ↓	5 9 ↓	5 10 ↓	7 13 ↓	7 13 ↓	7 14 ↓	8 14 ↓	8 14 ↓	7 14 ↓
Houston Pilots J - Lynchburg Ferries	8 14 ↖	9 15 ↖	9 16 ↖	10 17 ↖	10 18 ↖	10 17 ↖	8 15 ↖	6 13 ↖	5 12 ↖	5 9 ↖	3 7 ↖	2 6 ↖	2 5 ↓	2 5 ↓	2 6 ↓	3 7 ↓	3 8 ↓	5 9 ↓	6 12 ↓	6 12 ↓	7 14 ↓	8 14 ↓	7 14 ↓	7 14 ↓
Houston Pilots I - Exxon 3	9 15 ↖	10 16 ↖	12 17 ↖	13 18 ↖	14 20 ↖	14 20 ↖	12 17 ↖	10 15 ↖	8 13 ↖	7 12 ↖	6 9 ↖	5 8 ↖	5 7 ↓	5 7 ↓	5 7 ↓	6 8 ↓	6 9 ↓	8 12 ↓	9 14 ↓	8 13 ↓	9 14 ↓	8 14 ↓	8 14 ↓	8 14 ↓
Houston Pilots H - Morgans Point	9 15 ↖	10 17 ↖	12 18 ↖	13 20 ↖	14 20 ↖	14 20 ↖	12 17 ↖	10 15 ↖	8 13 ↖	8 13 ↖	6 9 ↖	5 8 ↖	5 7 ↓	5 7 ↓	5 7 ↓	5 8 ↓	6 9 ↓	7 12 ↓	8 13 ↓	8 13 ↓	9 14 ↓	8 14 ↓	8 14 ↓	8 14 ↓
Houston Pilots G - 75/76	10 16 ↖	12 18 ↖	13 21 ↖	14 22 ↖	15 21 ↖	15 21 ↖	13 18 ↖	12 17 ↖	10 15 ↖	9 14 ↖	8 12 ↖	7 10 ↖	6 9 ↓	6 8 ↓	6 8 ↓	6 9 ↓	7 10 ↓	8 13 ↓	9 14 ↓	10 15 ↓	10 16 ↓	9 16 ↓	8 15 ↓	8 15 ↓
Houston Pilots F - 63/64	10 16 ↖	12 18 ↖	13 21 ↖	14 21 ↖	14 21 ↖	14 21 ↖	13 17 ↖	12 17 ↖	10 15 ↖	9 14 ↖	8 12 ↖	7 10 ↖	6 8 ↓	6 8 ↓	5 7 ↓	6 8 ↓	7 9 ↓	8 13 ↓	9 14 ↓	10 15 ↓	10 16 ↓	9 16 ↓	8 15 ↓	8 15 ↓
Houston Pilots E - 51/52	10 17 ↖	12 18 ↖	13 20 ↖	13 21 ↖	14 20 ↖	14 20 ↖	13 17 ↖	12 16 ↖	10 15 ↖	9 14 ↖	8 13 ↖	7 10 ↖	6 8 ↓	5 8 ↓	6 8 ↓	6 8 ↓	7 9 ↓	8 12 ↓	9 14 ↓	10 16 ↓	12 17 ↓	10 16 ↓	9 15 ↓	8 15 ↓
Houston Pilots D - 37/38	10 16 ↖	12 18 ↖	13 20 ↖	13 20 ↖	13 20 ↖	13 20 ↖	12 17 ↖	12 16 ↖	10 15 ↖	9 14 ↖	8 13 ↖	7 12 ↖	6 9 ↓	6 8 ↓	5 8 ↓	6 9 ↓	7 9 ↓	8 12 ↓	9 14 ↓	10 16 ↓	12 17 ↓	10 16 ↓	9 15 ↓	8 15 ↓
Houston Pilots C - 25/26	10 16 ↖	12 17 ↖	13 18 ↖	13 20 ↖	13 18 ↖	13 18 ↖	12 16 ↖	10 15 ↖	9 15 ↖	8 13 ↖	8 12 ↖	7 10 ↖	6 9 ↓	5 8 ↓	5 8 ↓	6 8 ↓	6 9 ↓	8 10 ↓	9 13 ↓	10 15 ↓	12 17 ↓	10 16 ↓	9 15 ↓	9 15 ↓
Houston Pilots B - 11/12	10 15 ↖	10 17 ↖	12 18 ↖	12 18 ↖	12 17 ↖	12 17 ↖	10 16 ↖	9 15 ↖	8 14 ↖	8 13 ↖	7 12 ↖	6 10 ↖	5 9 ↓	5 8 ↓	5 8 ↓	5 8 ↓	5 8 ↓	6 10 ↓	8 12 ↓	9 14 ↓	10 16 ↓	10 16 ↓	9 15 ↓	9 14 ↓
Houston Pilots A - 1 & 2 Bravo	9 15 ↖	10 16 ↖	12 17 ↖	12 18 ↖	13 18 ↖	13 18 ↖	12 17 ↖	10 16 ↖	10 15 ↖	9 15 ↖	8 13 ↖	8 12 ↖	7 10 ↖	6 9 ↓	6 8 ↓	6 8 ↓	6 8 ↓	7 10 ↓	8 12 ↓	10 15 ↓	10 16 ↓	10 16 ↓	9 15 ↓	8 14 ↓

**NOTE: This is automated data that may/may not agree with the official BAM thinking that's found on the daily slides. This data should be used as a guide only.**

# Houston Pilots: SUN. 5/10/2026



## Forecast Discussion

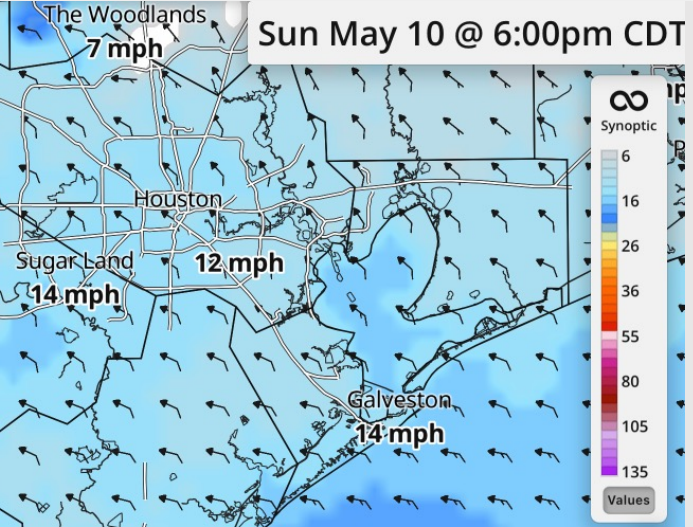
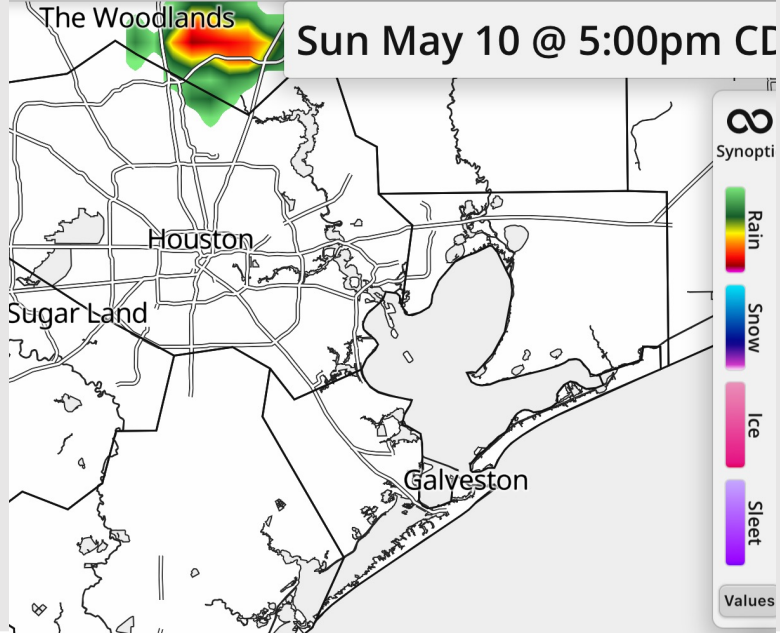
**Precip:** Hit/miss storms expected after 4pm, however most coverage is now expected to lie North of Stations. Watching potential for briefly **strong/severe storms with wind gusts up to 45kts and lightning.**

**Wind:** Winds out of the SE throughout the rest of the day. **N of Morgan's Point:** Winds of 5 – 10 kts. **S of Morgan's Point:** Winds of 9 – 14 kts.

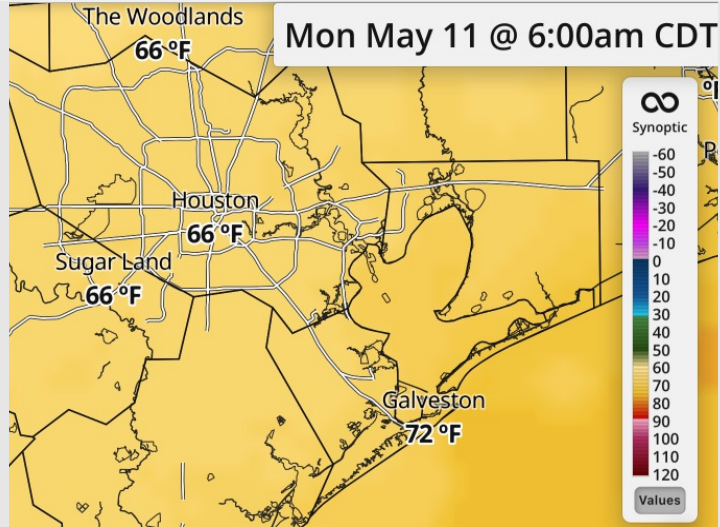
**Low Temps:** **N of Morgan's Point:** High 60s F. **S of Morgan's Point:** Low 70s F.

**Visibility:** No visibility concerns today.

## Precip Image: 5 PM CT



Wind Speed:  
6 PM CT



Low Temps  
MON AM

# Houston Pilots: MON. 5/11/2026



## Forecast Discussion

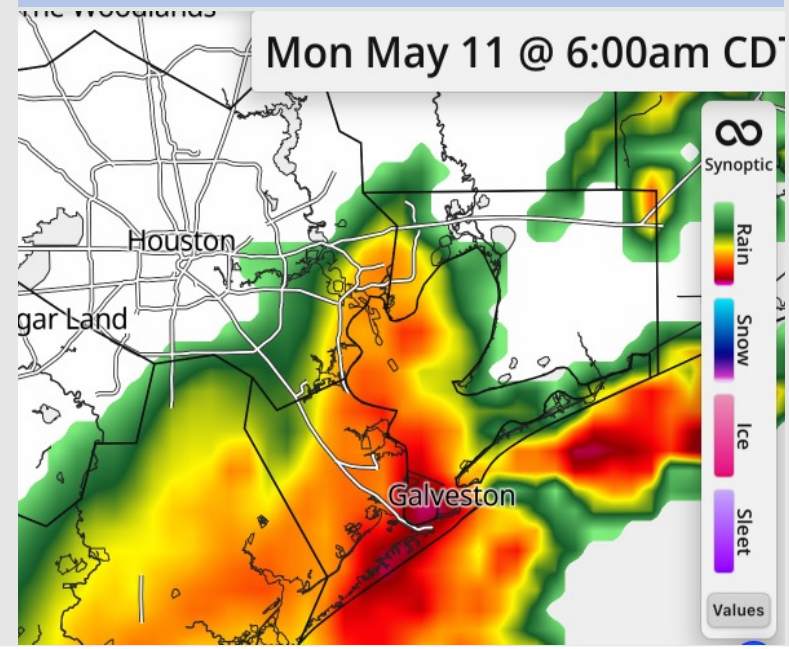
**Precip:** Scattered to widespread storms from 4am to 8am. **Storms are capable of wind gusts up to 45kts, hail and lightning.** Isolated showers possible N of Morgan's Point from 11 AM to 5 PM.

**Wind:** Winds out of the N/NE throughout the day. **N of Morgan's Point:** Winds of 5 - 10 kts. **S of Morgan's Point:** Winds of 12 - 17 kts. **Non-Thunderstorm wind gusts up to 30 kts possible from 6-9pm.**

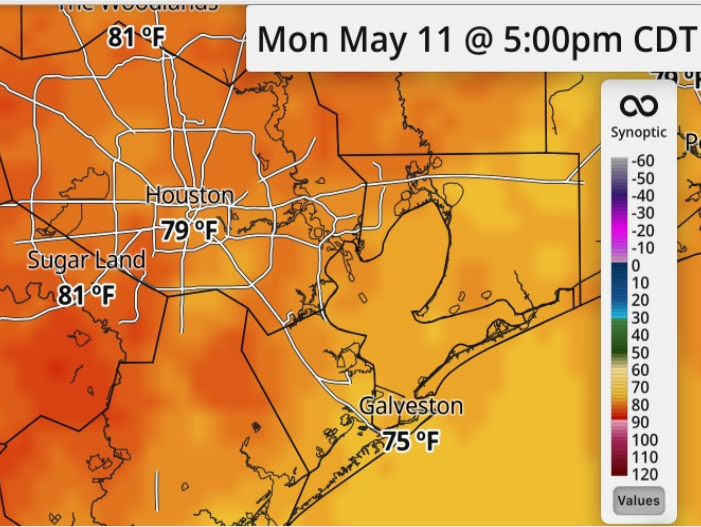
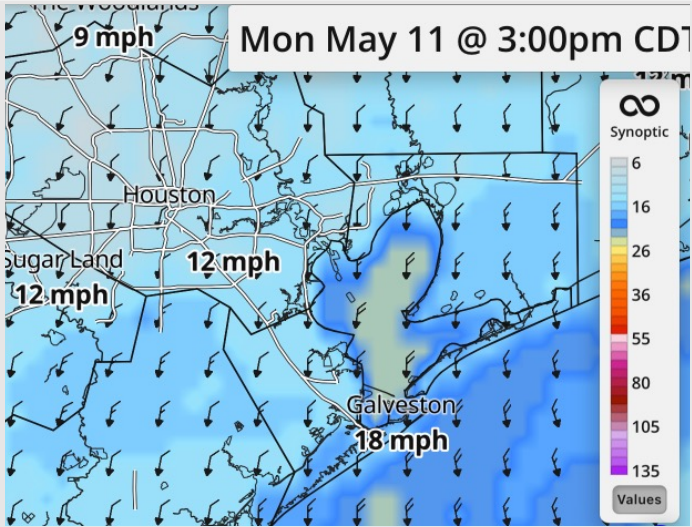
**High Temps:** **N of Morgan's Point:** Low 80s F. **S of Morgan's Point:** Mid-Upper 70s F.

**Visibility:** No fog concerns, however, visibility may be reduced under downpours.

Precip Image: 6 AM CT



Wind Speed:  
3 PM CT



High Temps  
Monday

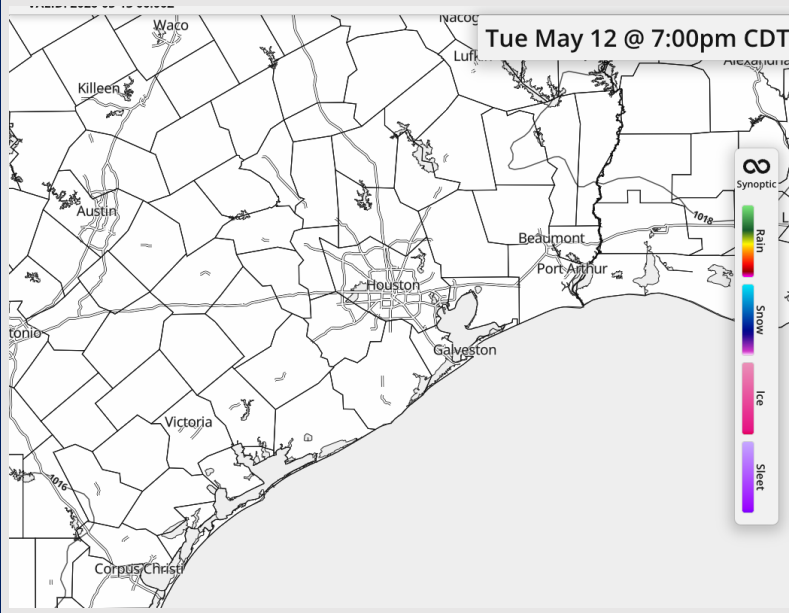
# Houston Pilots: TUE. 5/12/2026



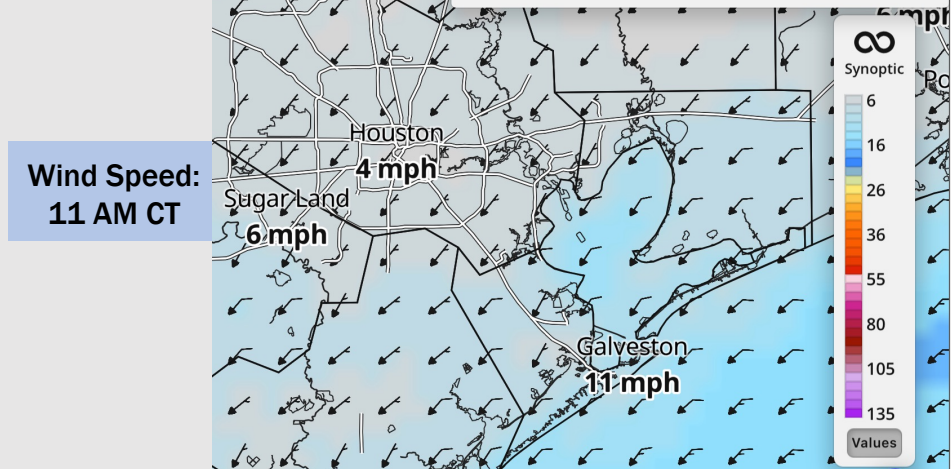
## Forecast Discussion

- Precip:** Dry conditions favored Tuesday.
- Wind:** Winds out of the NE becoming variable after 12pm.
- N of Morgan's Point:** Winds of 3 – 8 kts.
- S of Morgan's Point:** Winds of 8 – 13 kts.
- High Temps:** N of Morgan's Point: Low 80s F. S of Morgan's Point: Mid 70s F.
- Visibility:** No visibility concerns for Tuesday.

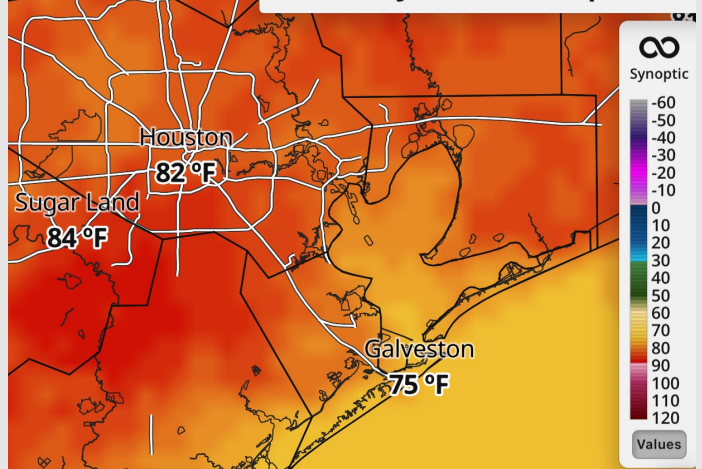
## Precip Image: 7 PM CT



## Wind Speed: 11 AM CT



## High Temps Tuesday

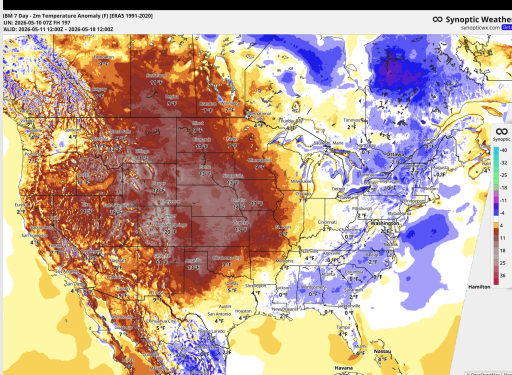


High Temps Tuesday

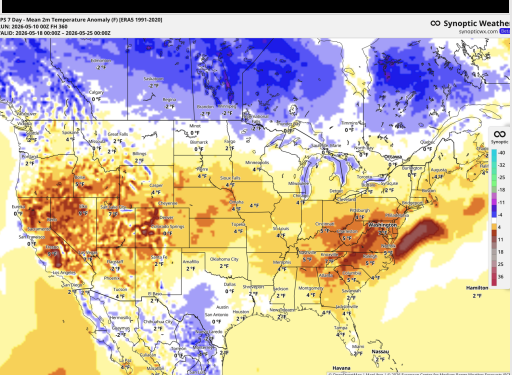
# Houston Pilots: 5/10/2026



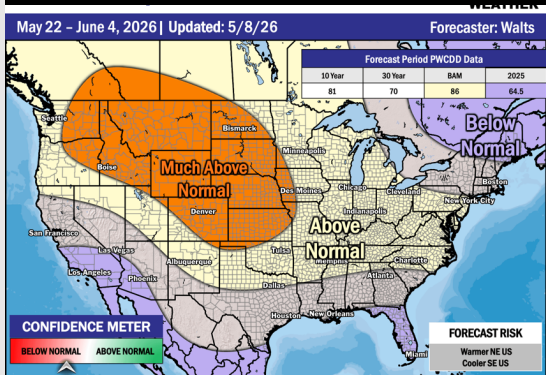
**Next 7 Day Temperature Departure**



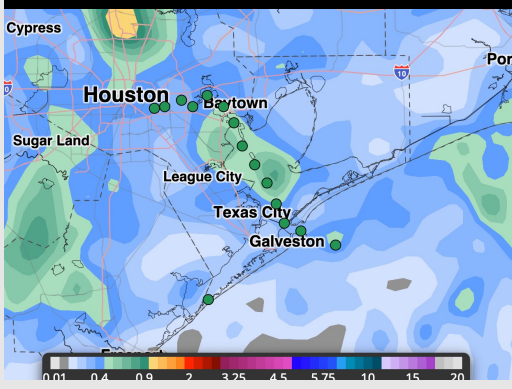
**8-14 Day Temperature Departure**



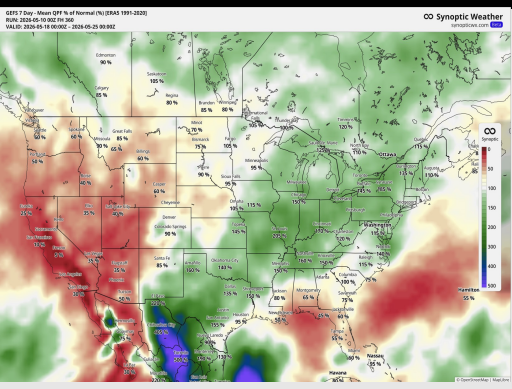
**15-30 Day Temperature Departure**



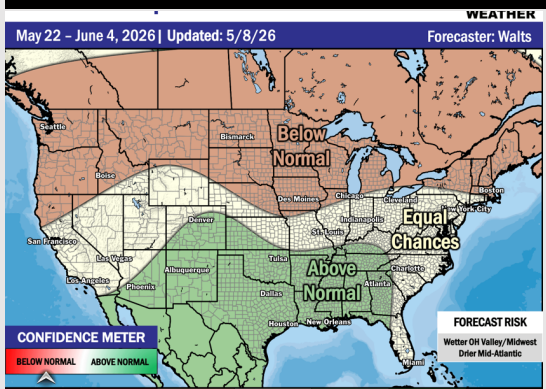
**Next 7 Day Total Precipitation**



**8-14 Day % of Average Precip.**



**15-30 Day % of Average Precip.**



- Near to above normal temps are favored over the next 7 days with daily rain chances most days through early next week.
- Near normal temperatures and near normal rain chances in the Week 2 period.
- Near normal temperatures and below normal rainfall expected through the end of June.