

Houston Pilots Forecast Package

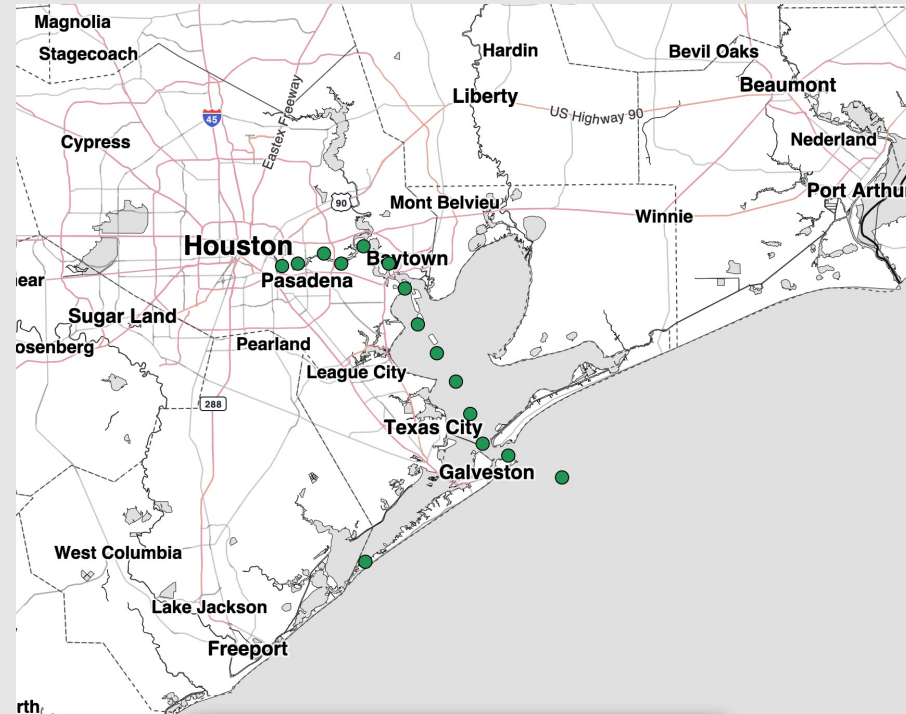


Updated: 10:55 PM CT
Thursday, May 7, 2026

Forecaster: Ratkay

Weather Headlines

- Scattered light rain likely this morning, with stronger storms possible Saturday morning.
- Thunderstorm gusts up to 35 kts Saturday morning.
- No fog concerns over the next 72 hours.



Current Radar: 10:55 PM CT

As always, please do not hesitate to reach out to us with any forecast questions at [\(317\)-560-8122](tel:317-560-8122). Press 1 for forecast questions.



You can also access real-time forecast updates and 24/7 meteorological chat assistance on your [Clarity](#) app.

Houston Pilots Tropical Update



Seasonal Hurricane Outlook

2026 Hurricane Season Outlook



Updated: 4/9/26

Forecaster: Waits



2026 Hurricane Season Forecast Stats			
Named Storms	Hurricanes	Major Hurricanes	ACE
9 - 13	3 - 6	1 - 3	BELOW NORMAL

Much Below Normal
Below Normal
Near Normal
Above Normal
Much Above Normal

Graphic to the left represents our favored seasonal outlook for the 2026 Hurricane Season. Conditions expected to be less favorable for tropical development within the Gulf this season.

No notable tropical development is expected over the next 7 days.

Houston Pilots Visibility Chart (miles)



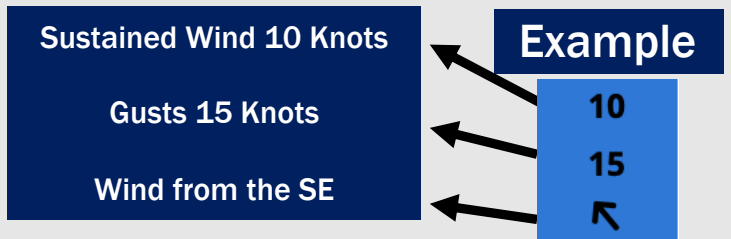
Forecast Confidence



Visibility	Thu 11 pm	Fri 12 am	Fri 1 am	Fri 2 am	Fri 3 am	Fri 4 am	Fri 5 am	Fri 6 am	Fri 7 am	Fri 8 am	Fri 9 am	Fri 10 am	Fri 11 am	Fri 12 pm	Fri 1 pm	Fri 2 pm	Fri 3 pm	Fri 4 pm	Fri 5 pm	Fri 6 pm	Fri 7 pm	Fri 8 pm	Fri 9 pm	Fri 10 pm
Houston Pilots N - 610 Bridge	10	10	10	10	10	10	10	10	10	9	9	5.9	5.9	5.9	4.9	4.9	6.9	6.9	6.9	6.9	7.9	7.9	6.9	9
Houston Pilots M - Kinder 1	10	10	10	10	10	10	10	10	10	9	9	5.9	5.9	5.9	4.9	4.9	6.9	6.9	6.9	6.9	7.9	7.9	6.9	9
Houston Pilots L - Greens Bayou	10	10	10	10	10	10	10	10	10	9	9	5.9	5.9	5.9	4.9	4.9	6.9	6.9	6.9	6.9	7.9	7.9	6.9	9
Houston Pilots K - Shell Crude	10	10	10	10	10	10	9	10	10	9	9	5.9	4.9	5.9	4.9	4.9	6.9	6.9	6.9	6.9	7.9	7.9	6.9	7.9
Houston Pilots J - Lynchburg Ferries	10	10	10	10	10	10	9	10	10	9	9	5.9	4.9	5.9	4.9	4.9	6.9	6.9	6.9	6.9	7.9	7.9	6.9	7.9
Houston Pilots I - Exxon 3	10	10	10	10	10	10	9	10	10	9	6.9	4.9	4.9	5.9	4.9	4.9	6.9	6.9	6.9	6.9	7.9	7.9	6.9	7.9
Houston Pilots H - Morgans Point	10	10	10	10	10	10	9	10	10	9	6.9	4.9	4.9	5.9	4.9	4.9	6.9	6.9	6.9	6.9	7.9	7.9	6.9	7.9
Houston Pilots G - 75/76	6.9	6.9	6.9	6.9	6.9	6.9	6.9	7.9	10	9	6.9	4.9	3.9	4.9	4.9	4.9	4.9	4.9	4.9	4.9	4.9	4.9	4.9	6.9
Houston Pilots F - 63/64	6.9	6.9	6.9	6.9	6.9	6.9	6.9	7.9	10	7.9	6.9	4.9	3.9	4.9	4.9	4.9	4.9	4.9	4.9	4.9	4.9	4.9	4.9	6.9
Houston Pilots E - 51/52	5.9	5.9	5.9	5.9	5.9	6.9	5.9	6.9	7.9	6.9	4.9	4.9	3.9	4.9	4.9	4.9	4.9	4.9	3.9	4.9	4.9	4.9	4.9	5.9
Houston Pilots D - 37/38	5.9	5.9	5.9	5.9	5.9	5.9	4.9	6.9	7.9	6.9	4.9	4.9	3.9	4.9	4.9	4.9	4.9	4.9	3.9	4.9	4.9	4.9	4.9	5.9
Houston Pilots C - 25/26	5.9	5.9	5.9	5.9	5.9	5.9	4.9	6.9	7.9	6.9	4.9	4.9	3.9	4.9	4.9	4.9	4.9	4.9	3.9	4.9	4.9	4.9	4.9	5.9
Houston Pilots B - 11/12	5.9	4.9	4.9	4.9	5.9	5.9	4.9	6.9	6.9	5.9	4.9	4.9	3.9	4.9	4.9	4.9	4.9	3.9	3.9	3.9	4.9	3.9	4.9	4.9
Houston Pilots A - 1 & 2 Bravo	4.9	4.9	4.9	4.9	4.9	4.9	4.9	5.9	6.9	4.9	4.9	4.9	3.9	4.9	4.9	4.9	4.9	3.9	3.9	3.9	3.9	3.9	3.9	4.9

NOTE: This is automated data that may/may not agree with the official BAM thinking that's found on the daily slides or special visibility report slides. This data should be used as a guide only

Houston Pilots Wind Chart



Wind	Thu 11 pm	Fri 12 am	Fri 1 am	Fri 2 am	Fri 3 am	Fri 4 am	Fri 5 am	Fri 6 am	Fri 7 am	Fri 8 am	Fri 9 am	Fri 10 am	Fri 11 am	Fri 12 pm	Fri 1 pm	Fri 2 pm	Fri 3 pm	Fri 4 pm	Fri 5 pm	Fri 6 pm	Fri 7 pm	Fri 8 pm	Fri 9 pm	Fri 10 pm
Houston Pilots N - 610 Bridge	5 9 ←	5 9 ←	5 9 ←	3 9 ←	3 8 ←	5 9 ←	5 10 ←	5 10 ←	6 12 ←	6 13 ←	6 12 ←	6 12 ←	6 12 ←	6 13 ←	7 13 ←	6 13 ←	7 14 ←	7 13 ←	7 14 ←	7 14 ←	7 13 ←	7 13 ←	6 10 ←	5 9 ←
Houston Pilots M - Kinder 1	5 9 ←	5 9 ←	5 9 ←	3 9 ←	3 9 ←	5 9 ←	5 10 ←	5 10 ←	6 12 ←	6 13 ←	6 12 ←	6 12 ←	6 12 ←	6 13 ←	7 13 ←	7 13 ←	7 14 ←	7 13 ←	7 14 ←	7 14 ←	7 13 ←	7 13 ←	6 10 ←	5 10 ←
Houston Pilots L - Greens Bayou	5 9 ←	5 9 ←	5 9 ←	5 9 ←	5 9 ←	5 9 ←	5 10 ←	5 10 ←	6 10 ←	6 12 ←	6 12 ←	6 10 ←	6 12 ←	6 13 ←	7 13 ←	7 13 ←	7 13 ←	7 13 ←	7 14 ←	7 14 ←	7 14 ←	7 13 ←	6 10 ←	5 9 ←
Houston Pilots K - Shell Crude	5 9 ←	5 9 ←	5 9 ←	5 9 ←	5 9 ←	5 9 ←	5 10 ←	5 10 ←	6 12 ←	6 13 ←	6 12 ←	6 12 ←	6 12 ←	7 13 ←	7 14 ←	7 13 ←	7 14 ←	7 13 ←	7 14 ←	8 14 ←	7 14 ←	7 13 ←	6 10 ←	5 9 ←
Houston Pilots J - Lynchburg Ferries	5 9 ←	5 9 ←	5 9 ←	3 8 ←	3 8 ←	5 9 ←	5 9 ←	5 10 ←	5 10 ←	6 12 ←	6 12 ←	6 10 ←	6 12 ←	7 13 ←	7 13 ←	7 13 ←	7 14 ←	7 13 ←	7 14 ←	7 14 ←	7 13 ←	7 13 ←	6 10 ←	5 9 ←
Houston Pilots I - Exxon 3	8 12 ←	8 12 ←	8 12 ←	7 12 ←	7 12 ←	8 12 ←	8 13 ←	8 13 ←	9 13 ←	9 14 ←	9 13 ←	8 13 ←	8 13 ←	7 13 ←	8 14 ←	8 14 ←	8 15 ←	8 15 ←	9 15 ←	9 16 ←	9 15 ←	9 15 ←	8 14 ←	8 12 ←
Houston Pilots H - Morgans Point	7 12 ←	8 12 ←	8 13 ←	8 12 ←	8 12 ←	8 12 ←	8 13 ←	8 13 ←	9 14 ←	9 15 ←	9 14 ←	8 13 ←	8 13 ←	8 14 ←	8 15 ←	8 15 ←	8 15 ←	9 15 ←	9 16 ←	9 16 ←	9 16 ←	10 16 ←	9 14 ←	8 12 ←
Houston Pilots G - 75/76	9 14 ←	9 14 ←	9 14 ←	9 14 ←	9 14 ←	9 14 ←	9 14 ←	10 15 ←	10 16 ←	10 17 ←	12 16 ←	10 15 ←	9 15 ←	9 15 ←	9 16 ←	9 17 ←	9 17 ←	9 18 ←	10 18 ←	10 18 ←	12 18 ←	12 17 ←	10 15 ←	9 14 ←
Houston Pilots F - 63/64	9 14 ←	9 14 ←	9 14 ←	9 14 ←	9 14 ←	9 14 ←	9 14 ←	10 15 ←	10 16 ←	10 17 ←	12 17 ←	10 15 ←	9 15 ←	9 16 ←	9 17 ←	10 17 ←	10 17 ←	10 17 ←	10 17 ←	10 17 ←	12 17 ←	12 17 ←	10 15 ←	9 14 ←
Houston Pilots E - 51/52	10 15 ←	10 15 ←	10 15 ←	10 15 ←	10 15 ←	10 15 ←	10 14 ←	12 16 ←	12 17 ←	13 18 ←	12 17 ←	12 17 ←	10 16 ←	10 17 ←	10 18 ←	10 18 ←	10 18 ←	10 18 ←	12 18 ←	10 17 ←	10 17 ←	12 16 ←	10 15 ←	9 14 ←
Houston Pilots D - 37/38	10 16 ←	10 15 ←	10 15 ←	10 15 ←	10 15 ←	10 15 ←	10 15 ←	12 16 ←	12 17 ←	13 18 ←	12 17 ←	12 17 ←	12 17 ←	12 17 ←	12 18 ←	12 18 ←	12 18 ←	12 18 ←	10 18 ←	10 17 ←	10 16 ←	12 16 ←	10 15 ←	9 14 ←
Houston Pilots C - 25/26	10 16 ←	10 15 ←	10 15 ←	10 15 ←	10 15 ←	10 15 ←	10 15 ←	12 16 ←	12 17 ←	12 17 ←	12 17 ←	12 16 ←	12 17 ←	12 17 ←	12 18 ←	12 18 ←	12 18 ←	12 18 ←	10 18 ←	10 16 ←	10 15 ←	12 15 ←	10 14 ←	9 13 ←
Houston Pilots B - 11/12	10 16 ←	9 15 ←	9 15 ←	9 15 ←	9 15 ←	9 14 ←	9 14 ←	10 16 ←	10 16 ←	10 17 ←	10 16 ←	10 16 ←	10 16 ←	10 16 ←	12 17 ←	12 17 ←	12 17 ←	12 17 ←	10 17 ←	10 15 ←	10 14 ←	12 15 ←	9 14 ←	9 14 ←
Houston Pilots A - 1 & 2 Bravo	13 18 ←	13 17 ←	13 17 ←	13 17 ←	12 17 ←	12 16 ←	12 16 ←	13 17 ←	13 18 ←	13 18 ←	13 18 ←	12 17 ←	12 17 ←	12 17 ←	10 17 ←	10 17 ←	10 17 ←	10 16 ←	10 15 ←	9 15 ←	9 15 ←	10 16 ←	10 16 ←	10 15 ←

NOTE: This is automated data that may/may not agree with the official BAM thinking that's found on the daily slides. This data should be used as a guide only.

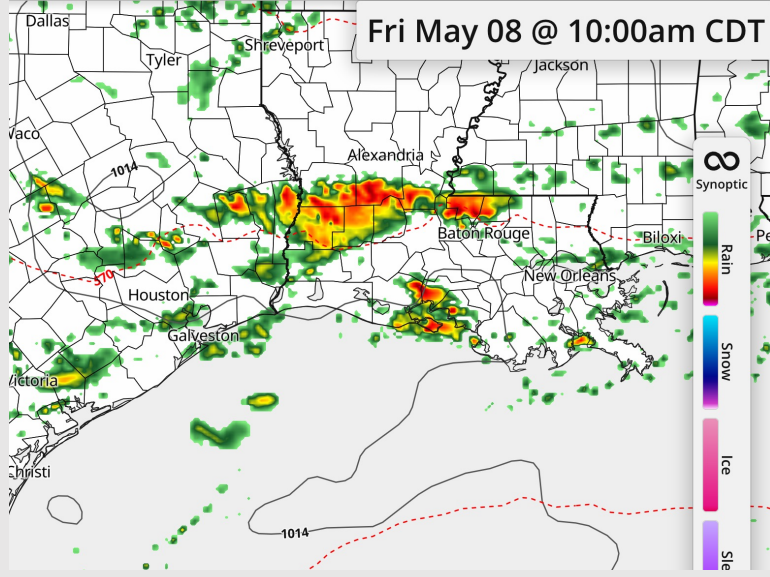
Houston Pilots: FRI. 5/8/2026



Forecast Discussion

- Precip:** Scattered light rain possible through 3 PM.
- Wind:** Winds out of the NE, turning out of the E/SE by 11 AM. **N of Morgan's Point:** Winds of 5 – 8 kts. **S of Morgan's Point:** Winds of 7 – 14 kts.
- High Temps:** **N of Morgan's Point:** Lower 80s F. **S of Morgan's Point:** High 70s F.
- Visibility:** No visibility concerns today.

Precip Image: 10 AM CT



Houston Pilots: SAT. 5/9/2026

Forecast Discussion

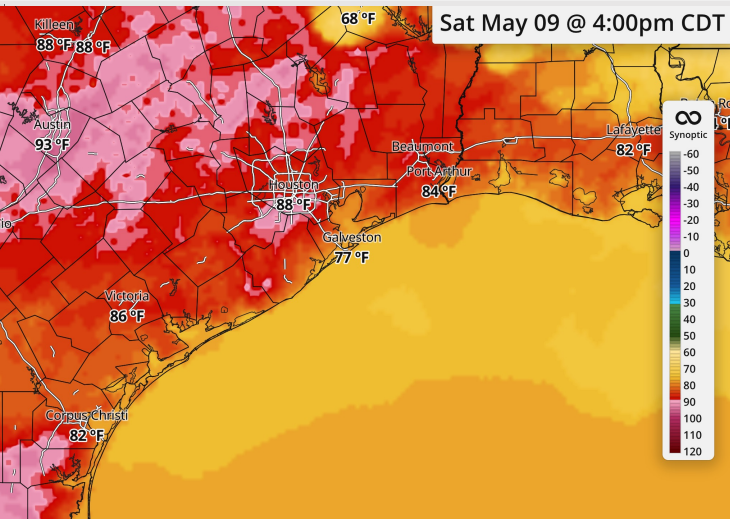
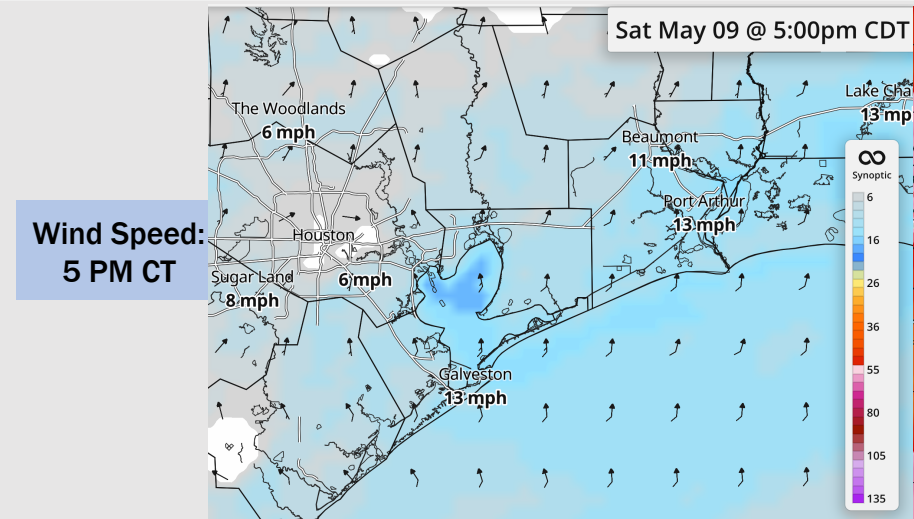
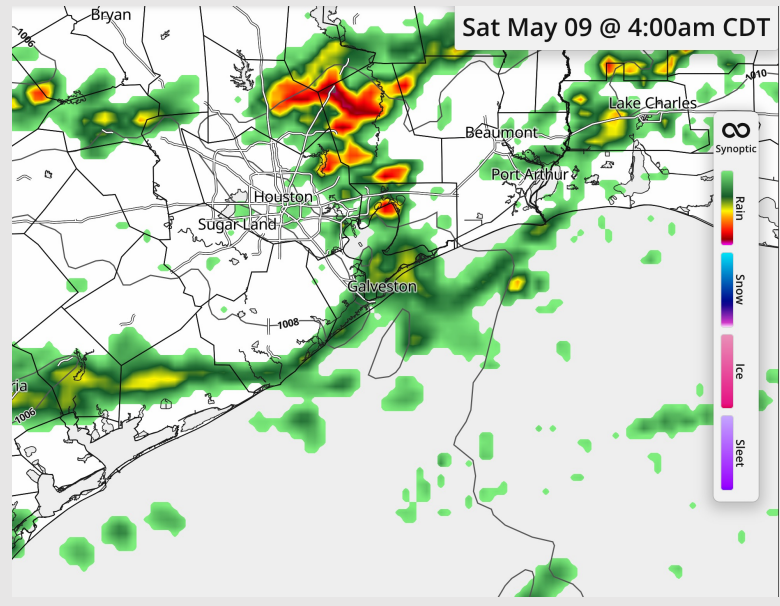
Precip: Widespread showers/storms from 2 – 10 AM. **Storms** capable of producing gusts up to 35 kts and hail.

Wind: Winds out of the SE, becoming more variable at 11AM. Winds back out of the SE at 4 PM. **N of Morgan's Point:** Winds of 4 – 9 kts. **S of Morgan's Point:** Winds of 12 – 17 kts.

High Temps: **N of Morgan's Point:** High 80s F. **S of Morgan's Point:** Mid 70s F.

Visibility: No fog concerns Saturday, though visibility could be limited under AM downpours.

Precip Image: 4 AM CT



High Temps Saturday

Houston Pilots: SUN. 5/10/2026



Forecast Discussion

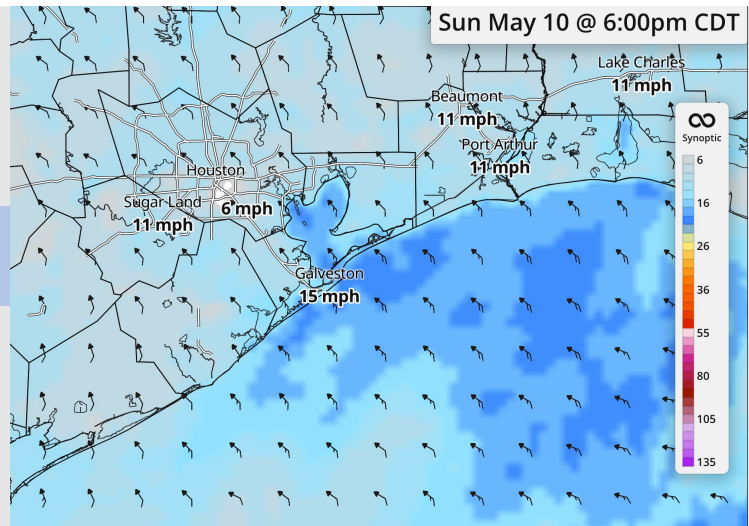
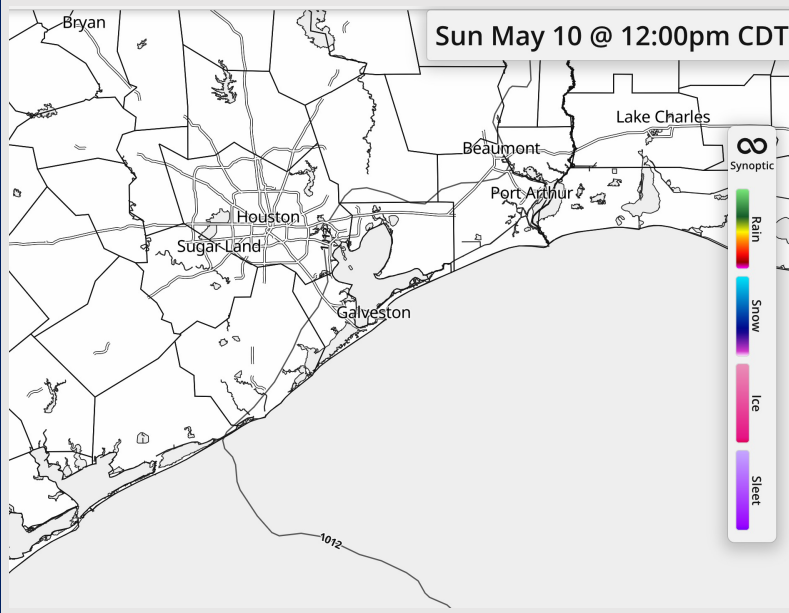
Precip: Dry conditions favored.

Wind: Winds out of the SE. **N of Morgan's Point:** Winds of 5 – 10 kts. **S of Morgan's Point:** Winds of 10 – 17 kts.

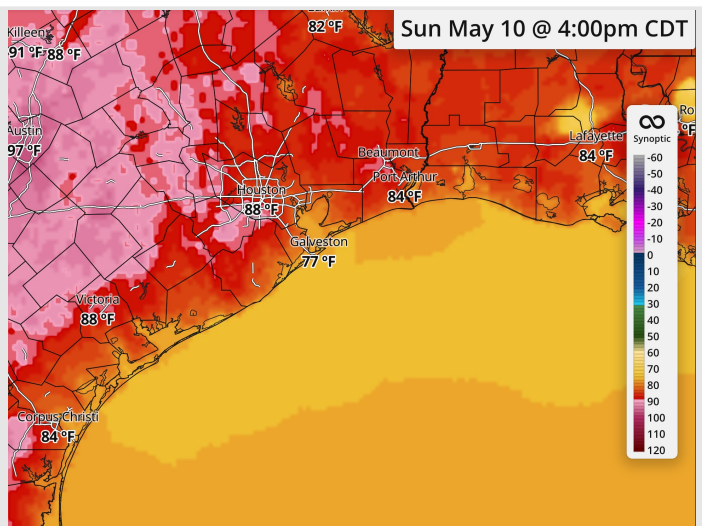
High Temps: **N of Morgan's Point:** Upper 80s F. **S of Morgan's Point:** Upper 70s F.

Visibility: No visibility concerns for Sunday.

Precip Image: 12 PM CT

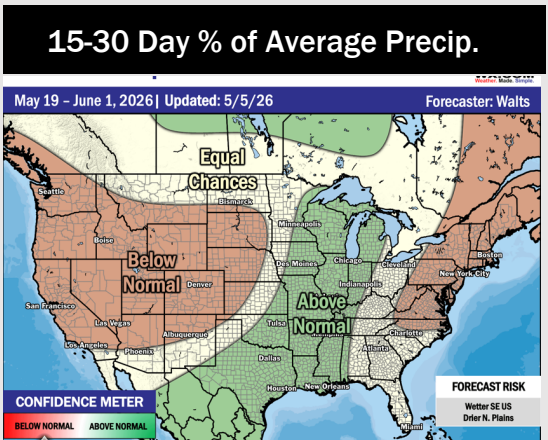
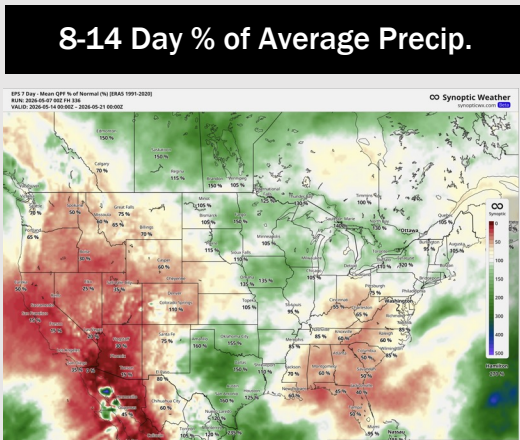
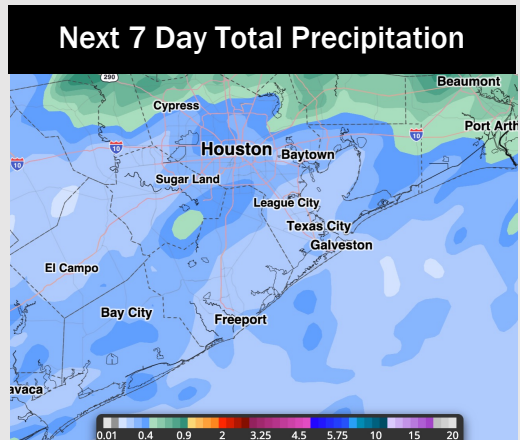
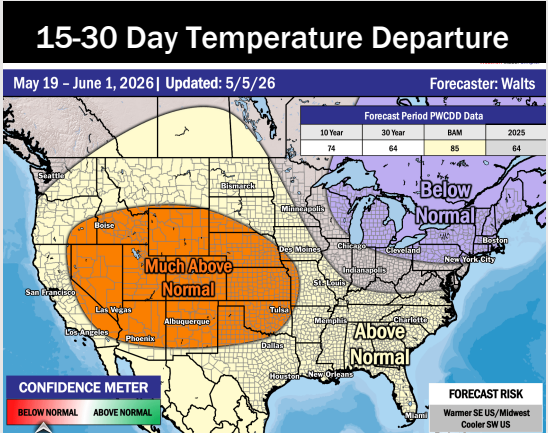
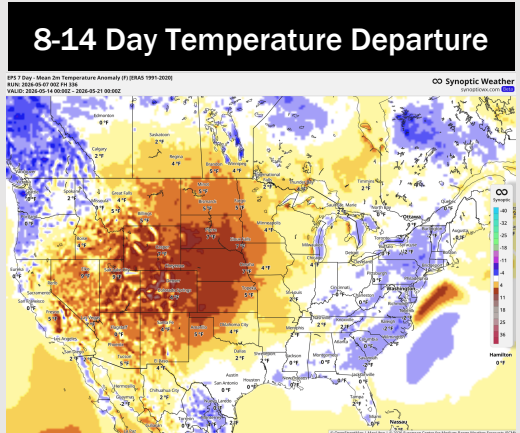
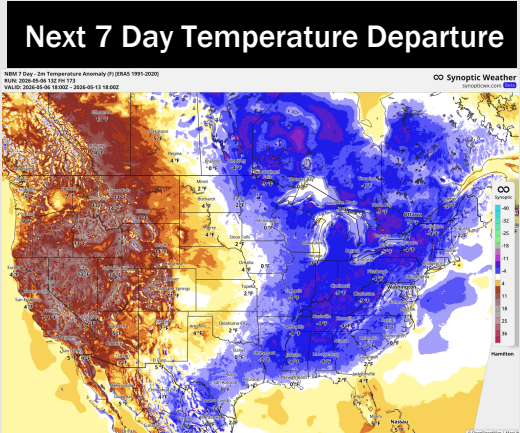


Wind Speed:
6 PM CT



High Temps
Sunday

Houston Pilots: 5/8/2026



- Below normal temps are favored over the next 7 days with rain chances most days this week.
- Near normal temperatures and above normal rain chances in the Week 2 period.
- Above normal temperatures and above normal rainfall expected through the end of June.