

Houston Pilots Forecast Package

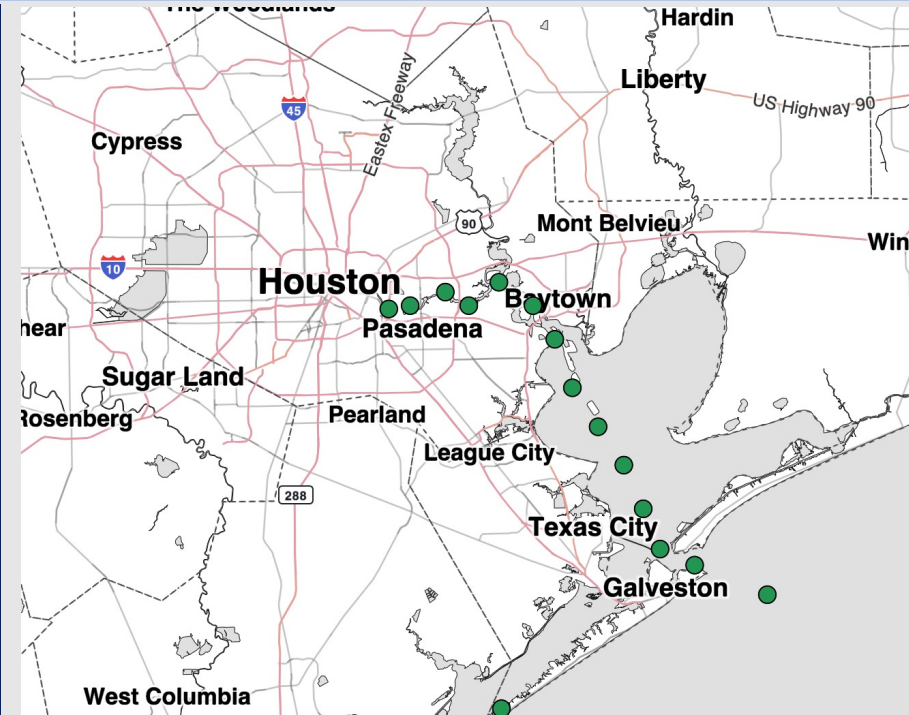


Updated: 11:53 PM CT
Tuesday, May 5, 2026

Forecaster: Ratkay

Weather Headlines

- Wind gusts of 20 - 25kts expected Tuesday into Wednesday morning, then again Thursday evening.
- Scattered storms expected Thursday afternoon/evening.
- No fog concerns over the next 72 hours.



Current Radar: 11:53 PM CT

As always, please do not hesitate to reach out to us with any forecast questions at [\(317\)-560-8122](tel:317-560-8122). Press 1 for forecast questions.



You can also access real-time forecast updates and 24/7 meteorological chat assistance on your [Clarity](#) app.

Houston Pilots Tropical Update



Seasonal Hurricane Outlook

2026 Hurricane Season Outlook



Updated: 4/9/26

Forecaster: Waits



2026 Hurricane Season Forecast Stats			
Named Storms	Hurricanes	Major Hurricanes	ACE
9 - 13	3 - 6	1 - 3	BELOW NORMAL

Much Below Normal
Below Normal
Near Normal
Above Normal
Much Above Normal

Graphic to the left represents our favored seasonal outlook for the 2026 Hurricane Season. Conditions expected to be less favorable for tropical development within the Gulf this season.

No notable tropical development is expected over the next 7 days.

Houston Pilots Visibility Chart (miles)



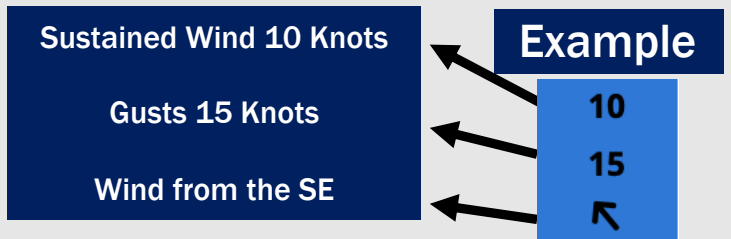
Forecast Confidence



Visibility	Tue 1 am	Tue 2 am	Tue 3 am	Tue 4 am	Tue 5 am	Tue 6 am	Tue 7 am	Tue 8 am	Tue 9 am	Tue 10 am	Tue 11 am	Tue 12 pm	Tue 1 pm	Tue 2 pm	Tue 3 pm	Tue 4 pm	Tue 5 pm	Tue 6 pm	Tue 7 pm	Tue 8 pm	Tue 9 pm	Tue 10 pm	Tue 11 pm	Wed 12 am
Houston Pilots N - 610 Bridge	10	10	10	10	10	10	10	10	7.9	10	10	10	10	10	10	10	10	10	10	10	10	10	10	10
Houston Pilots M - Kinder 1	10	10	10	10	10	10	10	10	7.9	10	10	10	10	10	10	10	10	10	10	10	10	10	10	10
Houston Pilots L - Greens Bayou	10	10	10	10	10	10	10	10	7.9	10	10	10	10	10	10	10	10	10	10	10	10	10	10	10
Houston Pilots K - Shell Crude	10	10	10	10	10	10	10	10	7.9	10	10	10	10	10	10	10	10	10	10	10	10	10	10	10
Houston Pilots J - Lynchburg Ferries	10	10	10	10	10	10	10	10	7.9	10	10	10	10	10	10	10	10	10	10	10	10	10	10	10
Houston Pilots I - Exxon 3	10	10	10	10	10	10	10	10	7.9	10	10	10	10	10	10	10	10	10	10	10	10	10	10	10
Houston Pilots H - Morgans Point	10	10	10	10	10	10	10	10	7.9	10	10	10	10	10	10	10	10	10	10	10	10	10	10	10
Houston Pilots G - 75/76	7.9	10	9	9	9	10	10	10	7.9	6.9	9	9	10	9	10	7.9	6.9	6.9	6.9	6.9	5.9	6.9	9	9
Houston Pilots F - 63/64	7.9	10	9	9	9	10	10	10	7.9	6.9	9	9	10	9	10	7.9	6.9	6.9	5.9	6.9	5.9	6.9	9	9
Houston Pilots E - 51/52	6.9	7.9	7.9	7.9	7.9	10	10	9	6.9	6.9	6.9	7.9	6.9	7.9	9	6.9	5.9	5.9	5.9	5.9	4.9	6.9	9	9
Houston Pilots D - 37/38	6.9	7.9	6.9	7.9	7.9	10	10	9	6.9	6.9	6.9	6.9	6.9	7.9	7.9	6.9	4.9	5.9	4.9	5.9	4.9	5.9	9	9
Houston Pilots C - 25/26	6.9	7.9	6.9	7.9	7.9	10	10	9	6.9	6.9	6.9	6.9	6.9	6.9	6.9	6.9	4.9	5.9	4.9	5.9	4.9	5.9	9	9
Houston Pilots B - 11/12	6.9	6.9	6.9	6.9	6.9	9	10	7.9	6.9	6.9	6.9	6.9	6.9	6.9	6.9	6.9	4.9	4.9	4.9	4.9	4.9	5.9	9	9
Houston Pilots A - 1 & 2 Bravo	5.9	6.9	6.9	6.9	6.9	7.9	7.9	6.9	6.9	6.9	6.9	6.9	6.9	6.9	6.9	6.9	4.9	4.9	4.9	4.9	4.9	5.9	9	9

NOTE: This is automated data that may/may not agree with the official B.A.M. thinking that's found on the daily slides or special visibility report slides. This data should be used as a guide only

Houston Pilots Wind Chart



Wind	Tue 1 am	Tue 2 am	Tue 3 am	Tue 4 am	Tue 5 am	Tue 6 am	Tue 7 am	Tue 8 am	Tue 9 am	Tue 10 am	Tue 11 am	Tue 12 pm	Tue 1 pm	Tue 2 pm	Tue 3 pm	Tue 4 pm	Tue 5 pm	Tue 6 pm	Tue 7 pm	Tue 8 pm	Tue 9 pm	Tue 10 pm	Tue 11 pm	Wed 12 am
Houston Pilots N - 610 Bridge	8 ↑	8 ↑	8 ↑	8 ↑	8 ↑	8 ↑	8 ↑	8 ↑	9 ↑	10 ↑	10 ↑	13 ↑	13 ↑	13 ↑	13 ↑	14 ↑	13 ↑	14 ↑	13 ↑	13 ↑	12 ↑	12 ↑	10 ↑	10 ↑
Houston Pilots M - Kinder 1	8 ↑	8 ↑	8 ↑	8 ↑	8 ↑	8 ↑	8 ↑	8 ↑	9 ↑	10 ↑	10 ↑	13 ↑	13 ↑	13 ↑	14 ↑	13 ↑	14 ↑	13 ↑	13 ↑	12 ↑	10 ↑	10 ↑	10 ↑	10 ↑
Houston Pilots L - Greens Bayou	8 ↑	8 ↑	8 ↑	8 ↑	8 ↑	8 ↑	8 ↑	8 ↑	9 ↑	10 ↑	10 ↑	13 ↑	13 ↑	13 ↑	14 ↑	14 ↑	14 ↑	13 ↑	13 ↑	12 ↑	12 ↑	10 ↑	10 ↑	10 ↑
Houston Pilots K - Shell Crude	8 ↑	8 ↑	8 ↑	8 ↑	8 ↑	8 ↑	8 ↑	8 ↑	9 ↑	10 ↑	10 ↑	13 ↑	13 ↑	13 ↑	14 ↑	14 ↑	14 ↑	13 ↑	13 ↑	12 ↑	12 ↑	10 ↑	10 ↑	10 ↑
Houston Pilots J - Lynchburg Ferries	8 ↑	8 ↑	8 ↑	8 ↑	8 ↑	8 ↑	8 ↑	8 ↑	9 ↑	10 ↑	10 ↑	13 ↑	13 ↑	14 ↑	14 ↑	15 ↑	15 ↑	14 ↑	13 ↑	12 ↑	12 ↑	10 ↑	10 ↑	10 ↑
Houston Pilots I - Exxon 3	14 ↑	13 ↑	13 ↑	13 ↑	13 ↑	13 ↑	13 ↑	13 ↑	14 ↑	14 ↑	14 ↑	15 ↑	15 ↑	16 ↑	16 ↑	17 ↑	17 ↑	17 ↑	16 ↑	16 ↑	16 ↑	16 ↑	16 ↑	15 ↑
Houston Pilots H - Morgans Point	14 ↑	14 ↑	14 ↑	14 ↑	13 ↑	14 ↑	13 ↑	13 ↑	14 ↑	14 ↑	14 ↑	15 ↑	15 ↑	16 ↑	16 ↑	17 ↑	17 ↑	17 ↑	16 ↑	16 ↑	16 ↑	15 ↑	15 ↑	15 ↑
Houston Pilots G - 75/76	16 ↑	16 ↑	16 ↑	16 ↑	16 ↑	16 ↑	16 ↑	15 ↑	15 ↑	16 ↑	15 ↑	16 ↑	16 ↑	17 ↑	17 ↑	18 ↑	18 ↑	17 ↑	17 ↑	17 ↑	17 ↑	17 ↑	17 ↑	17 ↑
Houston Pilots F - 63/64	16 ↑	16 ↑	16 ↑	16 ↑	16 ↑	16 ↑	16 ↑	16 ↑	16 ↑	16 ↑	16 ↑	16 ↑	16 ↑	17 ↑	17 ↑	18 ↑	17 ↑	17 ↑	17 ↑	17 ↑	17 ↑	17 ↑	17 ↑	17 ↑
Houston Pilots E - 51/52	17 ↑	17 ↑	17 ↑	17 ↑	17 ↑	17 ↑	17 ↑	17 ↑	17 ↑	17 ↑	17 ↑	17 ↑	17 ↑	17 ↑	17 ↑	17 ↑	17 ↑	17 ↑	17 ↑	17 ↑	17 ↑	17 ↑	17 ↑	17 ↑
Houston Pilots D - 37/38	17 ↑	17 ↑	17 ↑	17 ↑	17 ↑	17 ↑	17 ↑	17 ↑	17 ↑	17 ↑	16 ↑	17 ↑	17 ↑	17 ↑	17 ↑	17 ↑	16 ↑	16 ↑	16 ↑	16 ↑	16 ↑	16 ↑	16 ↑	16 ↑
Houston Pilots C - 25/26	17 ↑	17 ↑	17 ↑	17 ↑	17 ↑	17 ↑	17 ↑	16 ↑	16 ↑	16 ↑	16 ↑	16 ↑	16 ↑	16 ↑	16 ↑	16 ↑	16 ↑	16 ↑	16 ↑	16 ↑	16 ↑	16 ↑	16 ↑	16 ↑
Houston Pilots B - 11/12	15 ↑	15 ↑	15 ↑	15 ↑	15 ↑	15 ↑	15 ↑	15 ↑	15 ↑	15 ↑	15 ↑	15 ↑	15 ↑	15 ↑	16 ↑	16 ↑	15 ↑	15 ↑	15 ↑	15 ↑	15 ↑	15 ↑	15 ↑	15 ↑
Houston Pilots A - 1 & 2 Bravo	17 ↑	17 ↑	17 ↑	17 ↑	17 ↑	17 ↑	17 ↑	17 ↑	17 ↑	17 ↑	16 ↑	16 ↑	15 ↑	15 ↑	15 ↑	16 ↑	15 ↑	15 ↑	16 ↑	16 ↑	16 ↑	16 ↑	16 ↑	16 ↑

NOTE: This is automated data that may/may not agree with the official BAM thinking that's found on the daily slides. This data should be used as a guide only.

Houston Pilots: TUE. 5/5/2026



Forecast Discussion

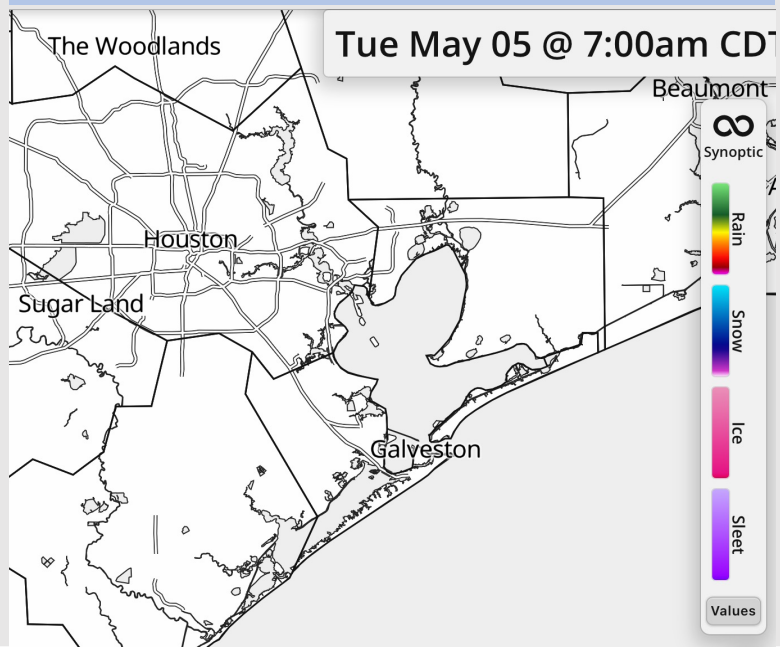
Precip: Favoring dry conditions today.

Wind: Winds out of the S for the entire day. **N of Morgan's Point:** Winds of 8 – 13 kts. **S of Morgan's Point:** Winds of 12 – 17 kts. **Wind gusts up to 25 kts possible S of Morgans Point through 9 AM. Gusts up to 25 kts possible for all Stations after 9 AM.**

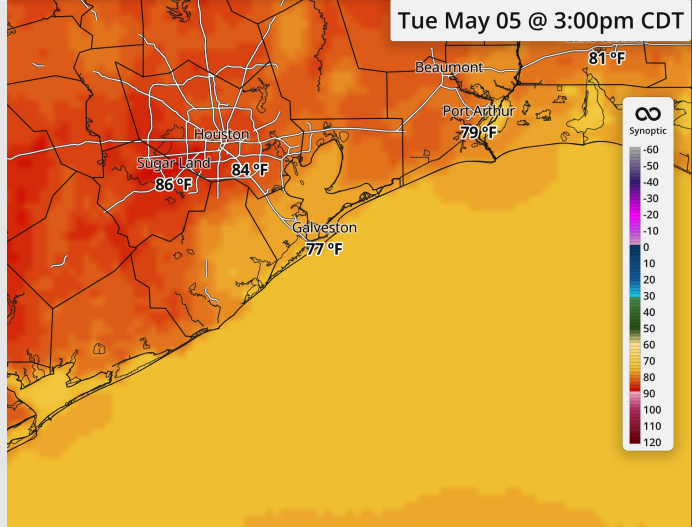
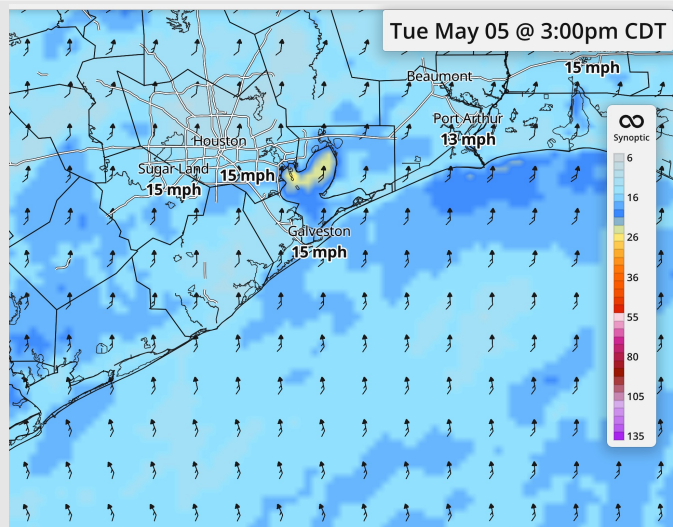
High Temps: **N of Morgan's Point:** Mid 80s F. **S of Morgan's Point:** Upper 70s F.

Visibility: No visibility concerns today.

Precip Image: 7 AM CT



Wind Speed:
3 PM CT



High Temps
Tuesday

Houston Pilots: WED. 5/6/2026



Forecast Discussion

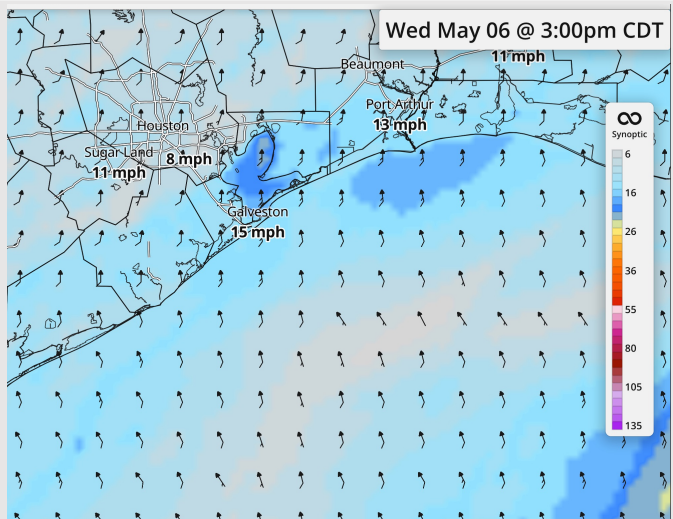
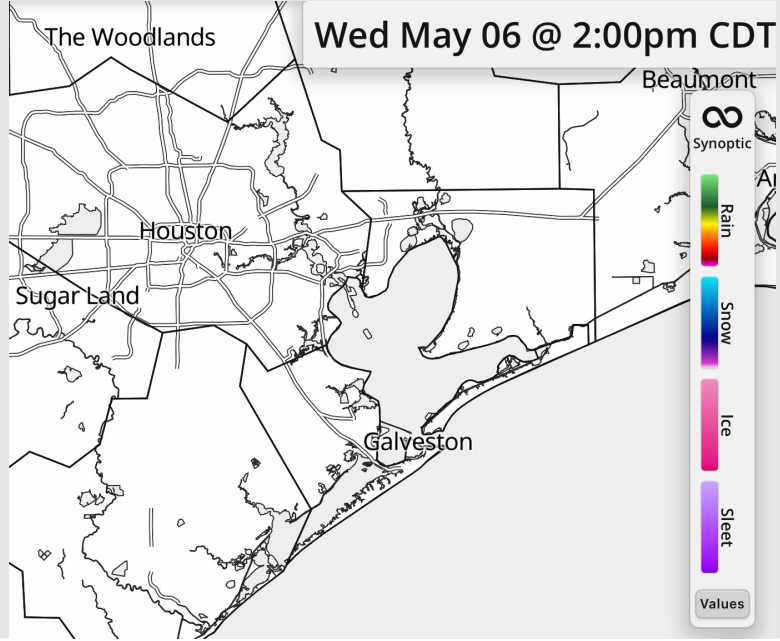
Precip: Favoring dry conditions for Wednesday.

Wind: Winds will be out of the S/SE. **N of Morgan's Point:** Winds of 4 – 9 kts. **S of Morgan's Point:** Winds of 10 – 15 kts. **Wind gusts up to 25 kts possible through 4 AM.**

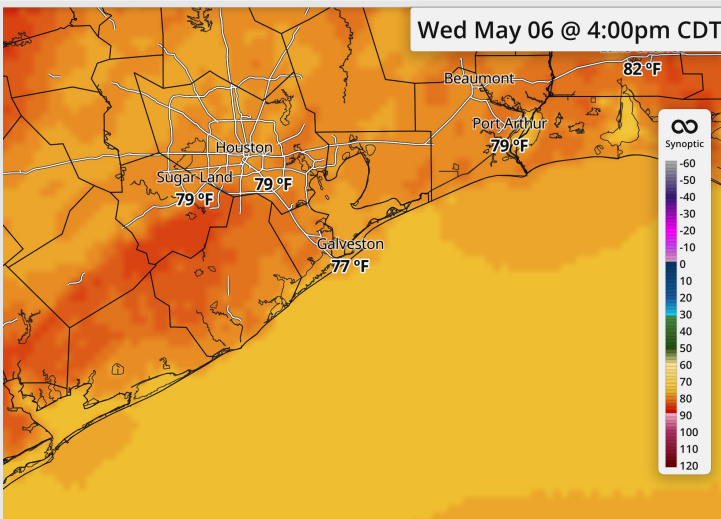
High Temps: **N of Morgan's Point:** Low 80s F. **S of Morgan's Point:** High 70s F.

Visibility: No visibility concerns for Wednesday.

Precip Image: 2 PM CT



**Wind Speed:
3 PM CT**



**High Temps
Wednesday**

Forecast Discussion

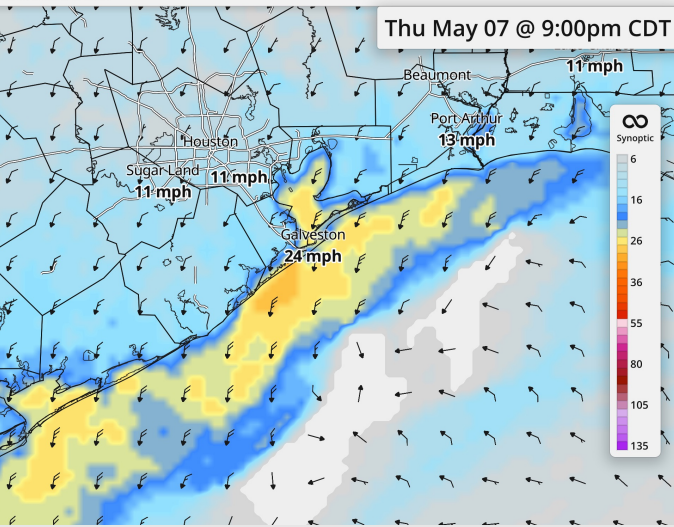
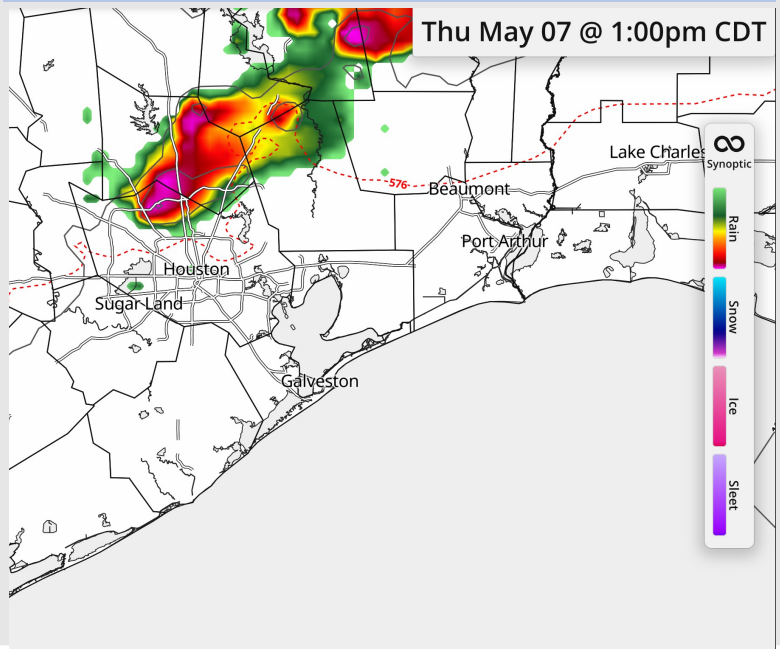
Precip: Scattered storms from 1 – 10 PM, however most of the activity is currently expected to remain N of stations. **Gusts up to 35 kts and hail possible within storms.**

Wind: Winds out off the S, rapidly shifting to NNE after 3 PM. **N of Morgan's Point:** Winds of 5 – 10 kts. **S of Morgan's Point:** Winds of 9 – 14 kts, increasing to 15 - 23 kts after 4 PM. **Non thunderstorm gusts near 25 kts possible S of Morgan's Point after 4 PM.**

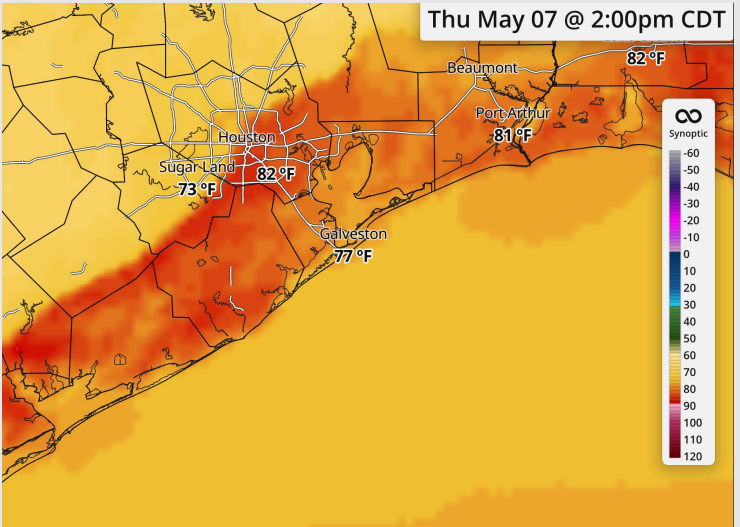
High Temps: **N of Morgan's Point:** Low 80s F. **S of Morgan's Point:** Upper 70s F.

Visibility: No fog concerns for Thursday, however visibility could become reduced within downpours.

Precip Image: 1 PM CT

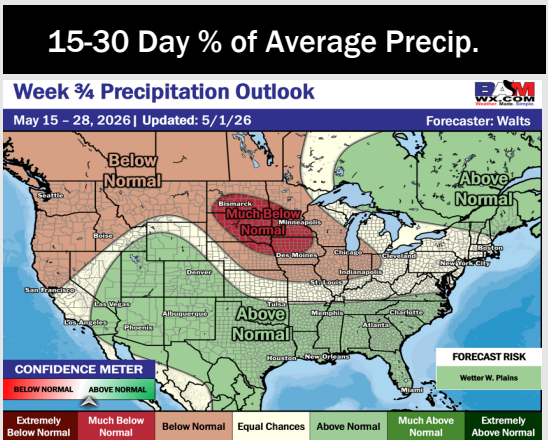
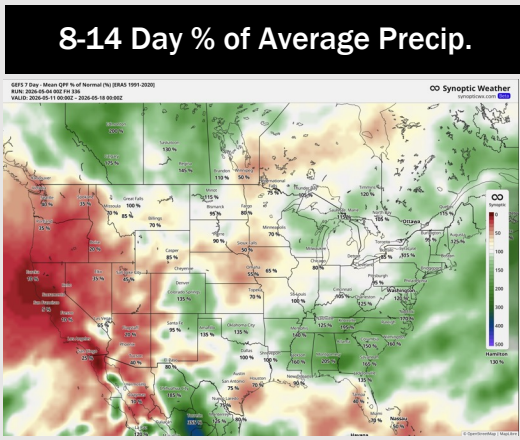
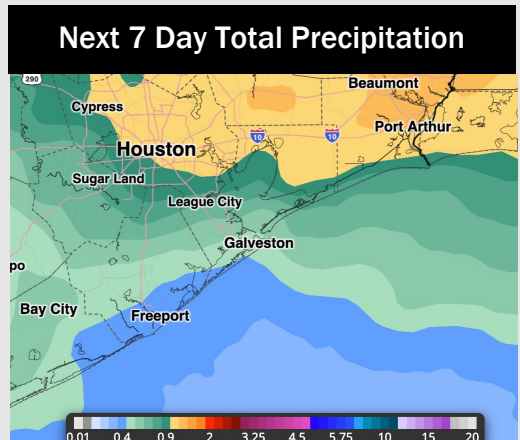
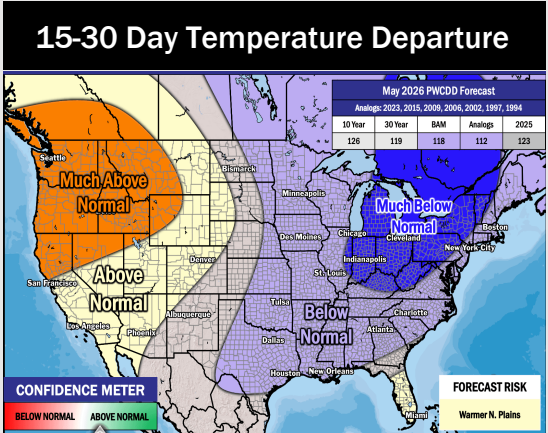
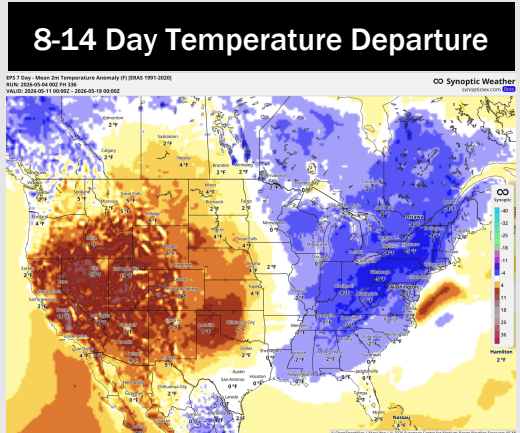
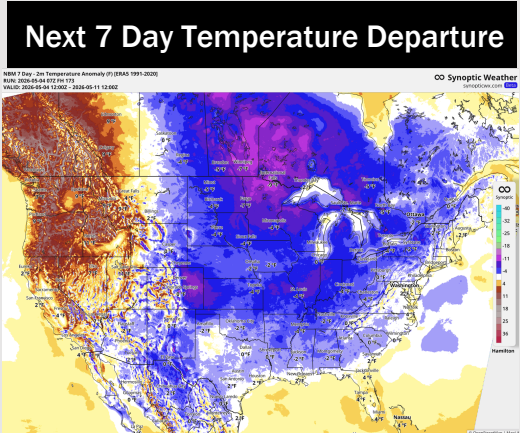


Wind Speed:
9 PM CT



High Temp
Thursday

Houston Pilots: 5/5/2026



- Below normal temps are favored over the next 7 days with better rain chances the second half of the week.
- Near normal temperatures and above normal rain chances in the Week 2 period.
- Below normal temperatures and above normal rainfall expected through the the third week of May.