

Houston Pilots Forecast Package

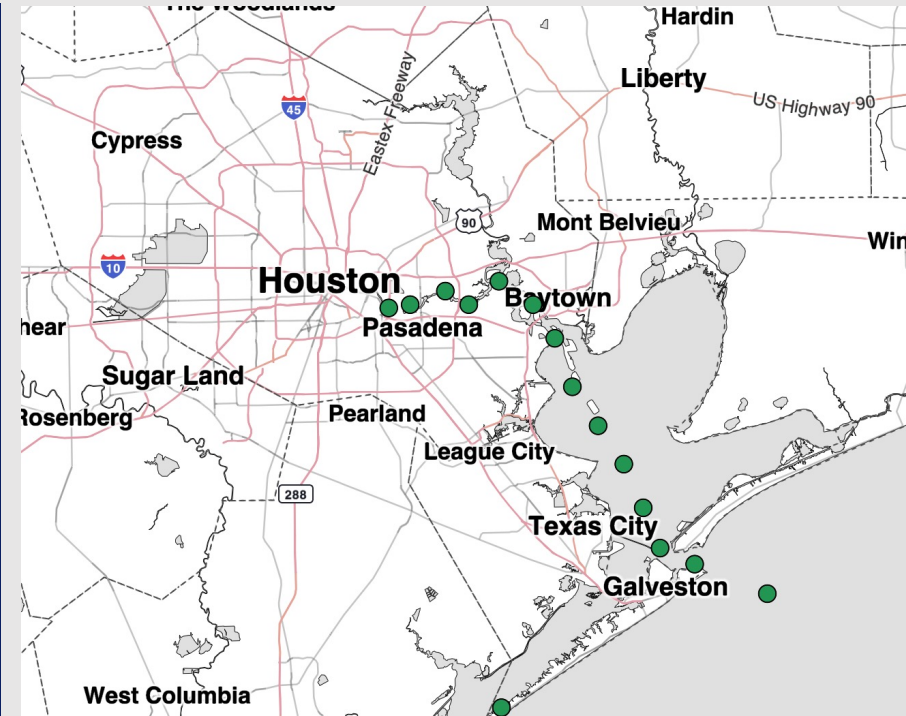


Updated: 4:30 PM CT
Monday, May 4, 2026

Forecaster: Ratkay

Weather Headlines

- Wind gusts of 20 - 25kts expected tonight into Tuesday, tapering off Wednesday morning.
- Favoring dry conditions the next 72 hours.
- No visibility concerns over the next 72 hours.



Current Radar: 4:30 PM CT

As always, please do not hesitate to reach out to us with any forecast questions at [\(317\)-560-8122](tel:(317)560-8122). Press 1 for forecast questions.



You can also access real-time forecast updates and 24/7 meteorological chat assistance on your [Clarity](#) app.

Houston Pilots Tropical Update



Seasonal Hurricane Outlook

2026 Hurricane Season Outlook



Updated: 4/9/26

Forecaster: Waits



2026 Hurricane Season Forecast Stats			
Named Storms	Hurricanes	Major Hurricanes	ACE
9 - 13	3 - 6	1 - 3	BELOW NORMAL

Much Below Normal
Below Normal
Near Normal
Above Normal
Much Above Normal

Graphic to the left represents our favored seasonal outlook for the 2026 Hurricane Season. Conditions expected to be less favorable for tropical development within the Gulf this season.

No notable tropical development is expected over the next 7 days.

Houston Pilots Visibility Chart (miles)



Forecast Confidence



Visibility	Mon 5 pm	Mon 6 pm	Mon 7 pm	Mon 8 pm	Mon 9 pm	Mon 10 pm	Mon 11 pm	Tue 12 am	Tue 1 am	Tue 2 am	Tue 3 am	Tue 4 am	Tue 5 am	Tue 6 am	Tue 7 am	Tue 8 am	Tue 9 am	Tue 10 am	Tue 11 am	Tue 12 pm	Tue 1 pm	Tue 2 pm	Tue 3 pm	Tue 4 pm
Houston Pilots N - 610 Bridge	10	10	10	10	10	10	10	10	10	10	10	10	10	10	10	10	6.9	10	10	10	10	10	10	10
Houston Pilots M - Kinder 1	10	10	10	10	10	10	10	10	10	10	10	10	10	10	10	10	6.9	10	10	10	10	10	10	10
Houston Pilots L - Greens Bayou	10	10	10	10	10	10	10	10	10	10	10	10	10	10	10	10	6.9	10	10	10	10	10	10	10
Houston Pilots K - Shell Crude	10	10	10	10	10	10	10	10	10	10	10	10	10	10	10	10	6.9	10	10	10	10	10	10	10
Houston Pilots J - Lynchburg Ferries	10	10	10	10	10	10	10	10	10	10	10	10	10	10	10	10	6.9	10	10	10	10	10	10	10
Houston Pilots I - Exxon 3	10	10	10	10	10	10	10	10	10	10	10	10	10	10	10	10	6.9	10	10	10	10	10	10	10
Houston Pilots H - Morgans Point	10	10	10	10	10	10	10	10	10	10	10	10	10	10	10	10	6.9	9	10	10	10	10	10	10
Houston Pilots G - 75/76	10	10	10	9	9	10	10	10	10	10	10	10	10	10	10	10	6.9	6.9	6.9	6.9	7.9	9	9	9
Houston Pilots F - 63/64	10	10	10	9	7.9	10	10	10	10	10	10	10	10	10	10	10	7.9	6.9	6.9	6.9	7.9	7.9	8	9
Houston Pilots E - 51/52	9	9	9	7.9	7.9	10	10	10	9	9	10	10	10	10	10	10	7.9	6.9	6.9	6.9	6.9	6.9	9	9
Houston Pilots D - 37/38	9	9	7.9	7.9	6.9	10	10	10	9	9	10	10	10	10	10	10	6.9	6.9	5.9	6.9	6.9	6.9	9	9
Houston Pilots C - 25/26	8	7.9	7.9	6.9	6.9	10	10	9	9	9	10	10	10	10	10	10	7.9	6.9	5.9	5.9	6.9	6.9	9	9
Houston Pilots B - 11/12	8	7.9	7.9	6.9	6.9	10	9	9	9	9	9	10	10	10	10	10	6.9	5.9	5.9	5.9	6.9	6.9	9	9
Houston Pilots A - 1 & 2 Bravo	8	6.9	6.9	6.9	6.9	9	9	7.9	7.9	7.9	9	10	9	10	10	9	6.9	5.9	5.9	5.9	5.9	5.9	9	9

NOTE: This is automated data that may/may not agree with the official BAM thinking that's found on the daily slides or special visibility report slides. This data should be used as a guide only

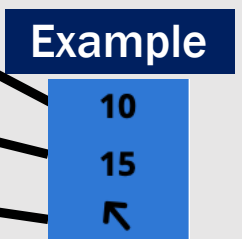
Houston Pilots Wind Chart



Forecast Confidence



Sustained Wind 10 Knots
Gusts 15 Knots
Wind from the SE



Wind	Mon 5 pm	Mon 6 pm	Mon 7 pm	Mon 8 pm	Mon 9 pm	Mon 10 pm	Mon 11 pm	Tue 12 am	Tue 1 am	Tue 2 am	Tue 3 am	Tue 4 am	Tue 5 am	Tue 6 am	Tue 7 am	Tue 8 am	Tue 9 am	Tue 10 am	Tue 11 am	Tue 12 pm	Tue 1 pm	Tue 2 pm	Tue 3 pm	Tue 4 pm	
Houston Pilots N - 610 Bridge	12 ↑	13 ↑	13 ↑	13 ↑	10 ↑	10 ↑	10 ↑	9 ↑	9 ↑	8 ↑	8 ↑	8 ↑	8 ↑	8 ↑	8 ↑	8 ↑	10 ↑	10 ↑	12 ↑	13 ↑	13 ↑	13 ↑	13 ↑	14 ↑	
Houston Pilots M - Kinder 1	12 ↑	13 ↑	13 ↑	12 ↑	10 ↑	10 ↑	10 ↑	9 ↑	9 ↑	8 ↑	8 ↑	8 ↑	8 ↑	8 ↑	8 ↑	8 ↑	9 ↑	10 ↑	12 ↑	13 ↑	13 ↑	13 ↑	13 ↑	14 ↑	
Houston Pilots L - Greens Bayou	12 ↑	13 ↑	13 ↑	13 ↑	10 ↑	10 ↑	10 ↑	9 ↑	9 ↑	8 ↑	8 ↑	8 ↑	8 ↑	8 ↑	8 ↑	8 ↑	10 ↑	10 ↑	12 ↑	13 ↑	13 ↑	13 ↑	13 ↑	14 ↑	
Houston Pilots K - Shell Crude	13 ↑	13 ↑	13 ↑	13 ↑	10 ↑	10 ↑	10 ↑	10 ↑	9 ↑	9 ↑	8 ↑	8 ↑	8 ↑	8 ↑	8 ↑	8 ↑	10 ↑	10 ↑	12 ↑	13 ↑	13 ↑	13 ↑	14 ↑	14 ↑	
Houston Pilots J - Lynchburg Ferries	14 ↑	14 ↑	13 ↑	13 ↑	10 ↑	10 ↑	10 ↑	9 ↑	9 ↑	8 ↑	8 ↑	8 ↑	8 ↑	8 ↑	8 ↑	8 ↑	10 ↑	10 ↑	12 ↑	13 ↑	13 ↑	13 ↑	14 ↑	15 ↑	
Houston Pilots I - Exxon 3	16 ↑	16 ↑	16 ↑	16 ↑	15 ↑	15 ↑	15 ↑	15 ↑	15 ↑	14 ↑	14 ↑	14 ↑	14 ↑	14 ↑	14 ↑	14 ↑	14 ↑	15 ↑	15 ↑	15 ↑	15 ↑	15 ↑	17 ↑	17 ↑	
Houston Pilots H - Morgans Point	24 ↑	24 ↑	24 ↑	23 ↑	23 ↑	23 ↑	22 ↑	22 ↑	22 ↑	22 ↑	21 ↑	21 ↑	21 ↑	22 ↑	22 ↑	21 ↑	21 ↑	22 ↑	23 ↑	24 ↑	25 ↑	26 ↑	26 ↑	28 ↑	29 ↑
Houston Pilots G - 75/76	16 ↑	17 ↑	17 ↑	17 ↑	17 ↑	17 ↑	17 ↑	17 ↑	17 ↑	17 ↑	17 ↑	17 ↑	16 ↑	17 ↑	16 ↑	16 ↑	16 ↑	17 ↑	17 ↑	17 ↑	17 ↑	17 ↑	17 ↑	18 ↑	
Houston Pilots F - 63/64	16 ↑	16 ↑	16 ↑	16 ↑	17 ↑	17 ↑	17 ↑	17 ↑	17 ↑	17 ↑	17 ↑	17 ↑	17 ↑	17 ↑	17 ↑	16 ↑	17 ↑	17 ↑	17 ↑	17 ↑	17 ↑	17 ↑	18 ↑	18 ↑	
Houston Pilots E - 51/52	24 ↑	24 ↑	23 ↑	22 ↑	24 ↑	24 ↑	24 ↑	24 ↑	24 ↑	24 ↑	24 ↑	24 ↑	24 ↑	24 ↑	24 ↑	24 ↑	24 ↑	24 ↑	24 ↑	24 ↑	24 ↑	24 ↑	24 ↑	24 ↑	
Houston Pilots D - 37/38	15 ↑	16 ↑	16 ↑	16 ↑	16 ↑	17 ↑	17 ↑	17 ↑	17 ↑	17 ↑	17 ↑	17 ↑	17 ↑	17 ↑	17 ↑	17 ↑	17 ↑	17 ↑	17 ↑	17 ↑	17 ↑	17 ↑	17 ↑	17 ↑	
Houston Pilots C - 25/26	23 ↑	23 ↑	23 ↑	22 ↑	23 ↑	24 ↑	24 ↑	24 ↑	24 ↑	24 ↑	24 ↑	24 ↑	24 ↑	24 ↑	24 ↑	24 ↑	24 ↑	24 ↑	24 ↑	24 ↑	24 ↑	24 ↑	24 ↑	24 ↑	
Houston Pilots B - 11/12	14 ↑	14 ↑	14 ↑	14 ↑	15 ↑	15 ↑	15 ↑	15 ↑	16 ↑	15 ↑	16 ↑	16 ↑	16 ↑	16 ↑	16 ↑	15 ↑	16 ↑	16 ↑	16 ↑	16 ↑	16 ↑	16 ↑	16 ↑	16 ↑	
Houston Pilots A - 1 & 2 Bravo	21 ↑	21 ↑	22 ↑	22 ↑	23 ↑	24 ↑	24 ↑	24 ↑	24 ↑	24 ↑	24 ↑	24 ↑	24 ↑	24 ↑	24 ↑	24 ↑	24 ↑	24 ↑	24 ↑	24 ↑	24 ↑	24 ↑	24 ↑	24 ↑	

NOTE: This is automated data that may/may not agree with the official BAM thinking that's found on the daily slides. This data should be used as a guide only.

Houston Pilots: MON. 5/4/2026

Forecast Discussion

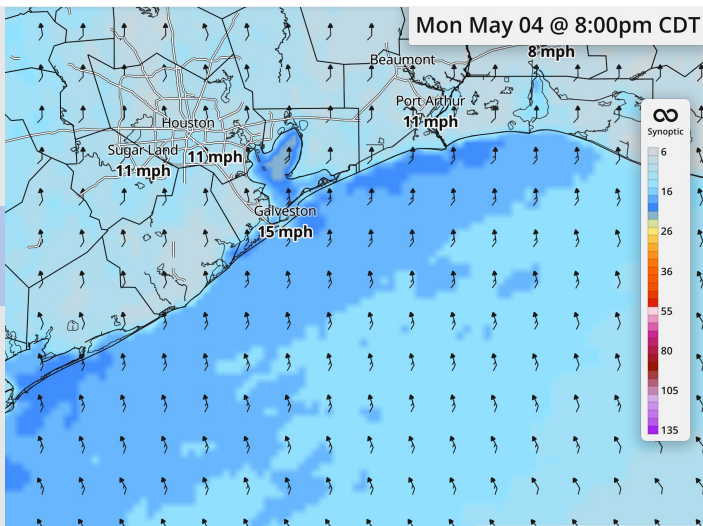
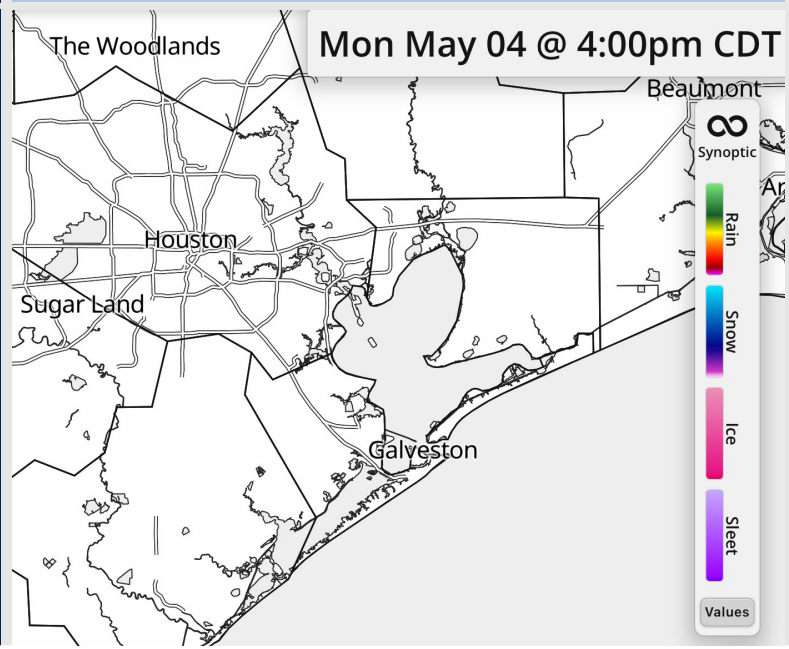
Precip: Favoring dry conditions for today.

Wind: Winds out off the SSW for the entire day. **N of Morgan's Point:** Winds of 5 – 10 kts. **S of Morgan's Point:** Winds of 12 – 17 kts. **Gusts up to 20 – 25 kts possible through the remainder of the evening.**

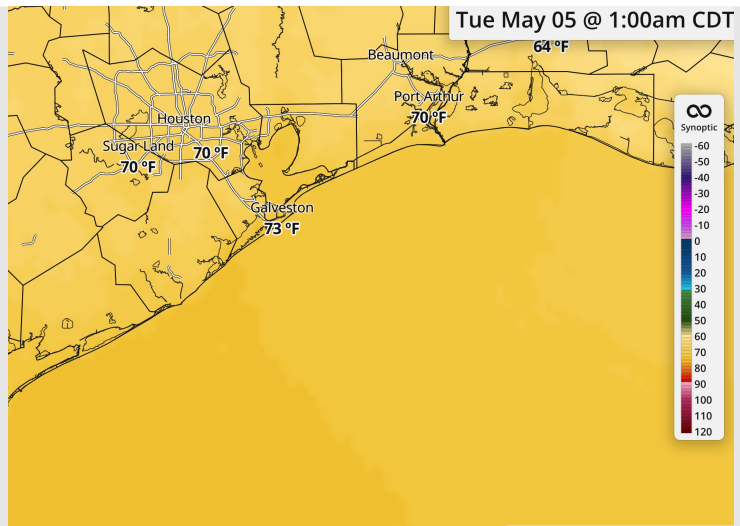
Low Temps: **N of Morgan's Point:** Low 70s F. **S of Morgan's Point:** Low 70s F.

Visibility: No visibility concerns for today.

Precip Image: 4 PM CT



**Wind Speed:
8 PM CT**



**Low Temps
Tue AM**

Houston Pilots: TUE. 5/5/2026



Forecast Discussion

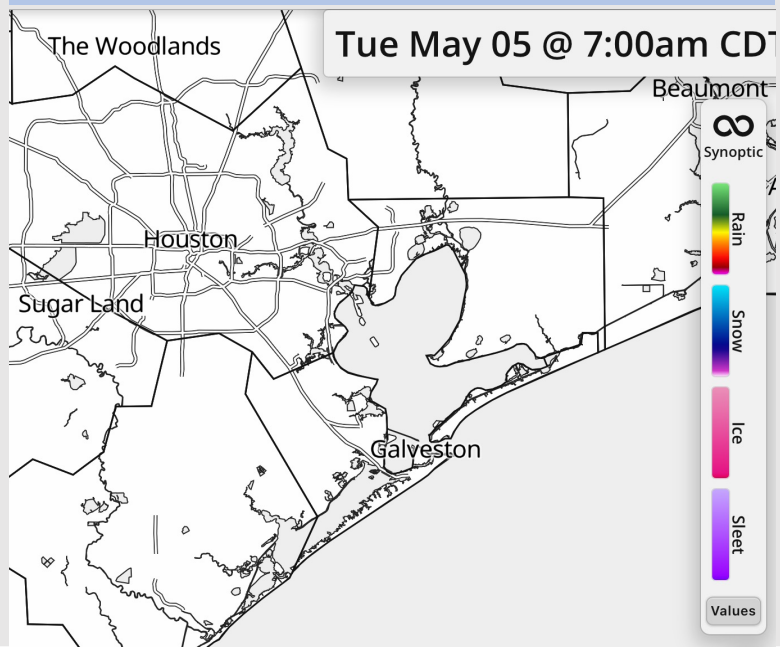
Precip: Favoring dry conditions Tuesday.

Wind: Winds out of the S for the entire day. **N of Morgan's Point:** Winds of 8 – 13 kts. **S of Morgan's Point:** Winds of 12 – 17 kts. **Wind gusts up to 25 kts possible S of Morgans Point through 9 AM. Gusts up to 25 kts possible for all Stations after 9 AM.**

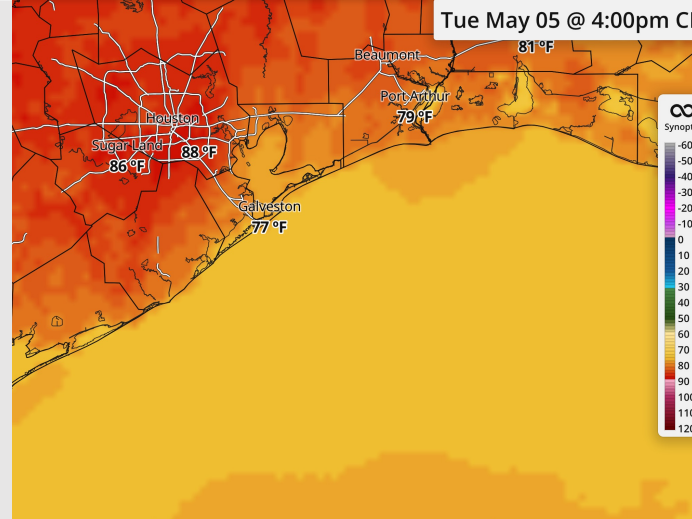
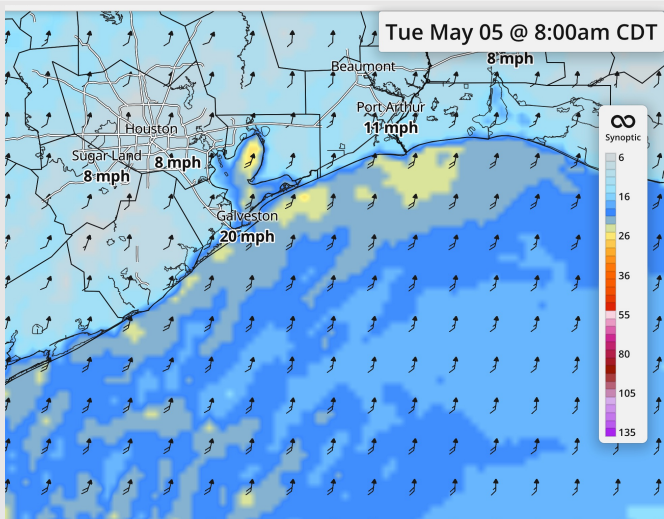
High Temps: **N of Morgan's Point:** Mid 80s F. **S of Morgan's Point:** Low 80s F.

Visibility: No visibility concerns Tuesday.

Precip Image: 7 AM CT



**Wind Speed:
8 AM CT**



**High Temps
Tuesday**

Houston Pilots: WED. 5/6/2026

Forecast Discussion

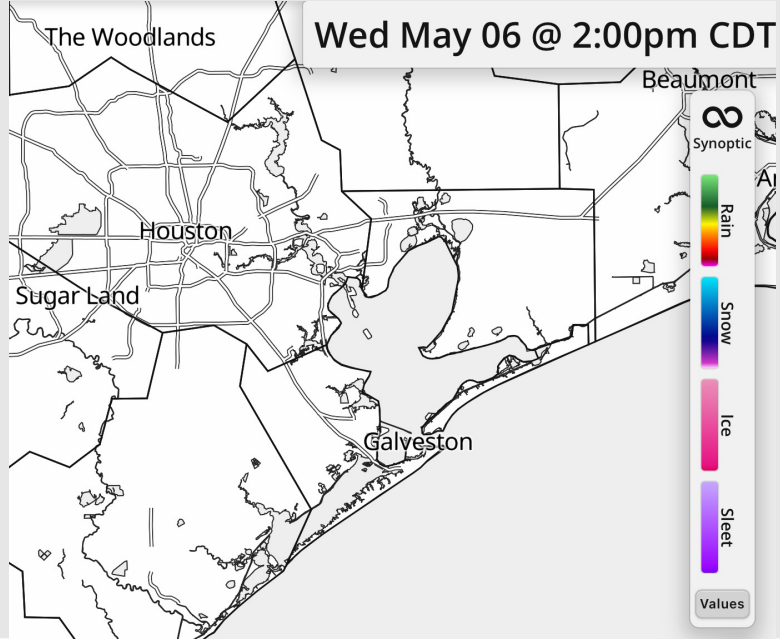
Precip: Favoring dry conditions for Wednesday.

Wind: Winds will be out of the S/SE. **N of Morgan's Point:** Winds of 4 – 9 kts. **S of Morgan's Point:** Winds of 10 – 15 kts. **Wind gusts up to 25 kts possible through 4 AM.**

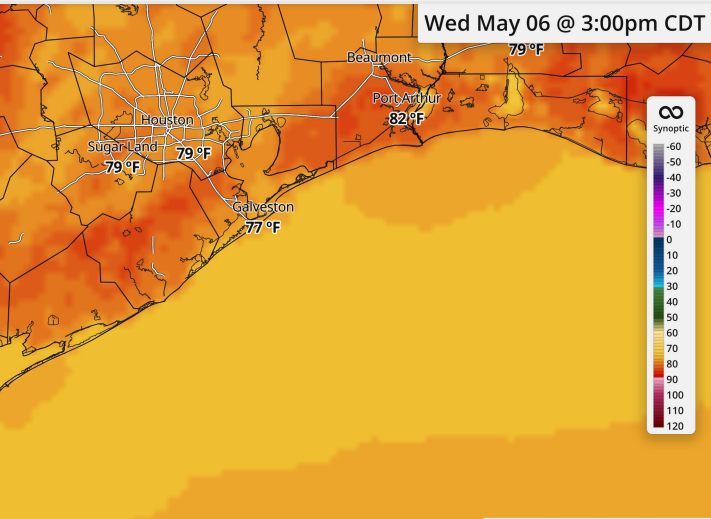
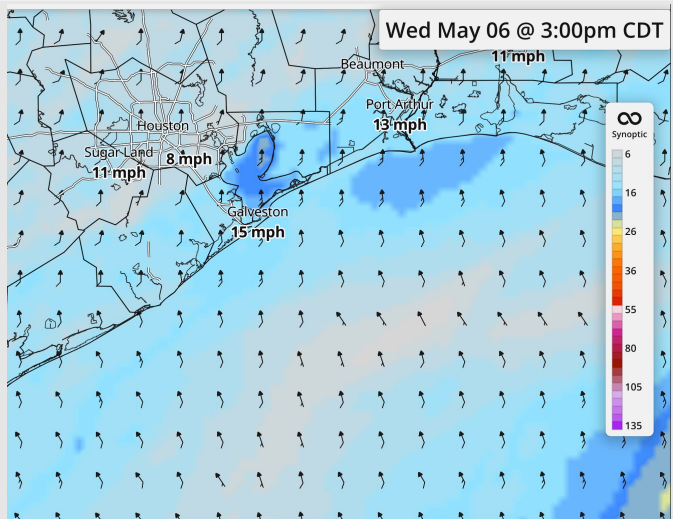
High Temps: **N of Morgan's Point:** Low 80s F. **S of Morgan's Point:** High 70s F.

Visibility: No visibility concerns for Wednesday.

Precip Image: 2 PM CT

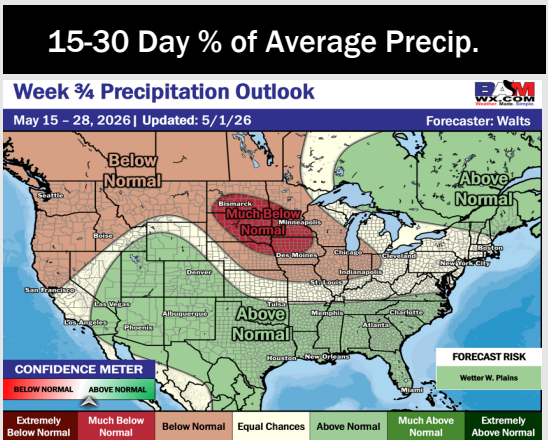
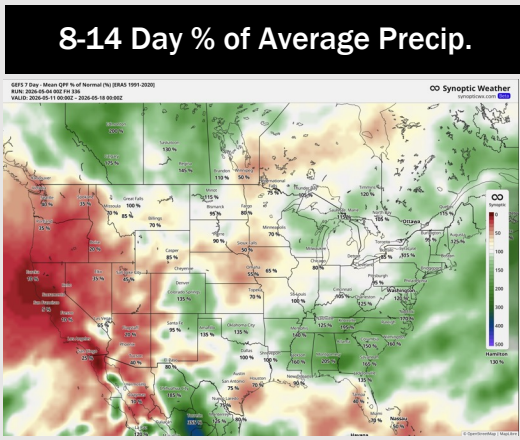
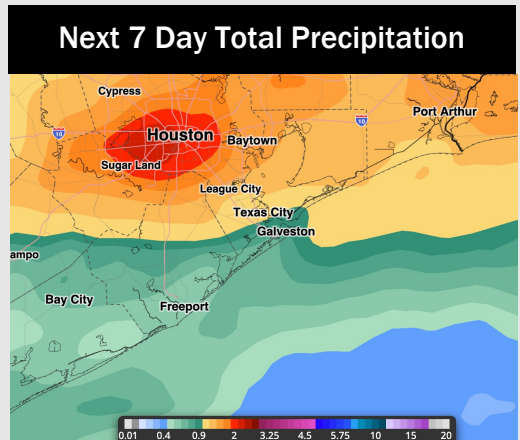
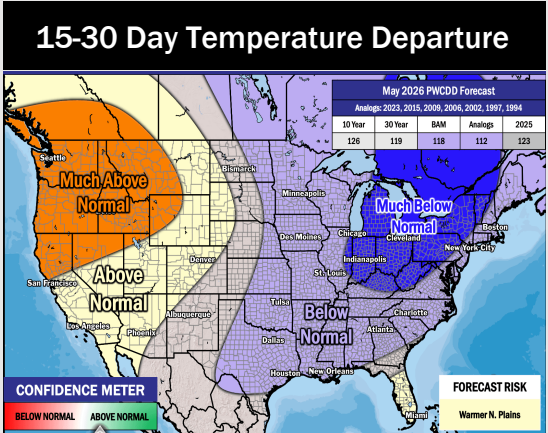
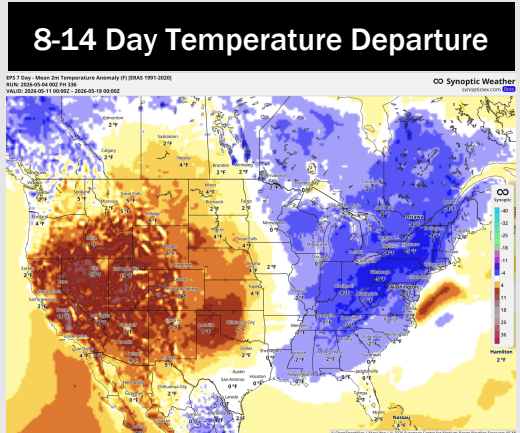
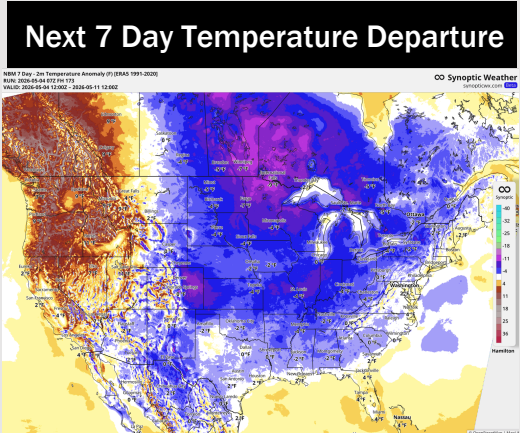


**Wind Speed:
3 PM CT**



**High Temps
Wednesday**

Houston Pilots: 5/4/2026



- Below normal temps are favored over the next 7 days with better rain chances the second half of the week.
- Near normal temperatures and above normal rain chances in the Week 2 period.
- Below normal temperatures and above normal rainfall expected through the the third week of May.