

Houston Pilots Forecast Package



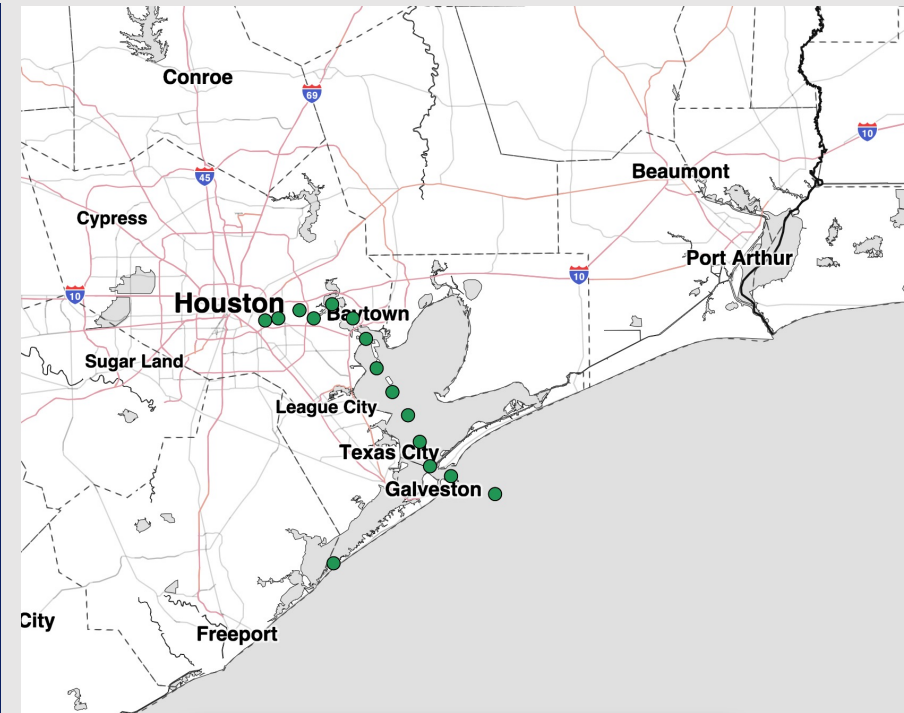
Updated: 2:55 PM CT

Thursday, April 16, 2026

Forecaster: Sam Lang

Weather Headlines

- A cold front moves through Saturday evening, bringing a line of showers/storms and a sharp wind shift from S to N.
- **Gusts up to 25 kts possible Friday afternoon into Saturday morning, then again Saturday evening.**
- No fog concerns over the next 72 hours.



Current Radar: 2:55 PM CT

As always, please do not hesitate to reach out to us with any forecast questions at [\(317\)-560-8122](tel:(317)560-8122). Press 1 for forecast questions.



You can also access real-time forecast updates and 24/7 meteorological chat assistance on your [Clarity](#) app.

Houston Pilots Tropical Update



Seasonal Hurricane Outlook

2026 Hurricane Season Outlook



Updated: 4/9/26

Forecaster: Waits



Graphic to the left represents our favored seasonal outlook for the 2026 Hurricane Season. Conditions expected to be less favorable for tropical development within the Gulf this season.

No notable tropical development is expected over the next 7 days.

Much Below Normal
Below Normal
Near Normal
Above Normal
Much Above Normal

Houston Pilots Visibility Chart (miles)



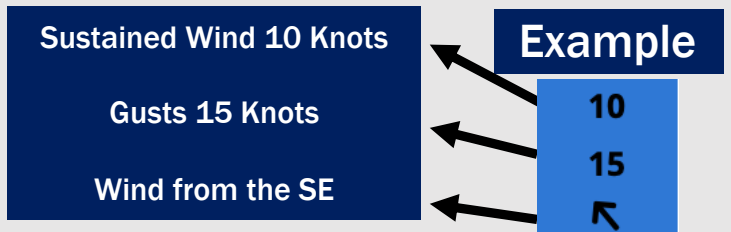
Forecast Confidence



Visibility	Thu 4 pm	Thu 5 pm	Thu 6 pm	Thu 7 pm	Thu 8 pm	Thu 9 pm	Thu 10 pm	Thu 11 pm	Fri 12 am	Fri 1 am	Fri 2 am	Fri 3 am	Fri 4 am	Fri 5 am	Fri 6 am	Fri 7 am	Fri 8 am	Fri 9 am	Fri 10 am	Fri 11 am	Fri 12 pm	Fri 1 pm	Fri 2 pm	Fri 3 pm
Houston Pilots N - 610 Bridge	10	10	10	10	10	10	10	10	10	10	10	10	10	7.9	9	10	9	6.9	10	10	10	10	10	10
Houston Pilots M - Kinder 1	10	10	10	10	10	10	10	10	10	10	10	10	10	7.9	9	10	9	6.9	10	10	10	10	10	10
Houston Pilots L - Greens Bayou	10	10	10	10	10	10	10	10	10	10	10	10	10	7.9	9	9	9	6.9	10	10	10	10	10	10
Houston Pilots K - Shell Crude	10	10	10	10	10	10	10	10	10	10	10	10	10	7.9	9	9	9	6.9	10	10	10	10	10	10
Houston Pilots J - Lynchburg Ferries	10	10	10	10	10	10	10	10	10	10	10	10	9	9	9	9	9	6.9	10	10	10	10	10	10
Houston Pilots I - Exxon 3	10	10	10	10	10	10	10	10	10	10	10	10	10	7.9	9	9	9	6.9	10	10	10	10	10	10
Houston Pilots H - Morgans Point	10	10	10	10	10	10	10	10	10	10	10	10	10	7.9	9	9	9	6.9	10	10	10	10	10	10
Houston Pilots G - 75/76	9	10	10	10	10	9	10	9	9	8	6.9	6.9	6.9	6.9	6.9	6.9	6.9	4.9	6.9	6.9	6.9	6.9	6.9	10
Houston Pilots F - 63/64	9	10	10	10	10	9	10	9	8	6.9	6.9	6.9	6.9	6.9	6.9	6.9	6.9	4.9	6.9	6.9	6.9	6.9	6.9	10
Houston Pilots E - 51/52	7.9	7.9	8	10	8	6.9	6.9	6.9	6.9	6.9	6.9	6.9	6.9	6.9	6.9	6.9	6.9	3.9	6.9	6.9	6.9	6.9	6.9	10
Houston Pilots D - 37/38	6.9	7.9	8	10	8	6.9	6.9	6.9	6.9	6.9	6.9	6.9	6.9	6.9	6.9	6.9	6.9	3.9	6.9	6.9	6.9	6.9	6.9	10
Houston Pilots C - 25/26	6.9	6.9	6.9	10	6.9	6.9	6.9	6.9	6.9	6.9	6.9	5.9	6.9	6.9	6.9	6.9	6.9	3.9	5.9	5.9	5.9	5.9	5.9	10
Houston Pilots B - 11/12	6.9	6.9	6.9	6.9	6.9	6.9	6.9	6.9	6.9	5.9	5.9	5.9	5.9	6.9	6.9	6.9	5.9	3.9	5.9	5.9	5.9	5.9	5.9	9
Houston Pilots A - 1 & 2 Bravo	6.9	5.9	6.9	6.9	6.9	6.9	6.9	6.9	5.9	5.9	4.9	4.9	5.9	5.9	6.9	6.9	5.9	3.9	4.9	5.9	5.9	5.9	4.9	9

NOTE: This is automated data that may/may not agree with the official B.A.M. thinking that's found on the daily slides or special visibility report slides. This data should be used as a guide only

Houston Pilots Wind Chart



Wind	Thu 4 pm	Thu 5 pm	Thu 6 pm	Thu 7 pm	Thu 8 pm	Thu 9 pm	Thu 10 pm	Thu 11 pm	Fri 12 am	Fri 1 am	Fri 2 am	Fri 3 am	Fri 4 am	Fri 5 am	Fri 6 am	Fri 7 am	Fri 8 am	Fri 9 am	Fri 10 am	Fri 11 am	Fri 12 pm	Fri 1 pm	Fri 2 pm	Fri 3 pm
Houston Pilots N - 610 Bridge	12 ↑	13 ↑	13 ↑	13 ↑	12 ↑	10 ↑	9 ↑	8 ↑	8 ↑	7 ↑	6 ↑	6 ↑	6 ↑	6 ↑	6 ↑	6 ↑	6 ↑	8 ↑	9 ↑	10 ↑	13 ↑	14 ↑	14 ↑	14
Houston Pilots M - Kinder 1	12 ↑	13 ↑	13 ↑	13 ↑	12 ↑	10 ↑	9 ↑	8 ↑	8 ↑	7 ↑	6 ↑	6 ↑	6 ↑	6 ↑	6 ↑	6 ↑	6 ↑	8 ↑	9 ↑	10 ↑	13 ↑	14 ↑	14 ↑	14
Houston Pilots L - Greens Bayou	12 ↑	13 ↑	13 ↑	13 ↑	12 ↑	10 ↑	9 ↑	8 ↑	8 ↑	7 ↑	6 ↑	6 ↑	6 ↑	6 ↑	6 ↑	6 ↑	6 ↑	8 ↑	9 ↑	10 ↑	13 ↑	14 ↑	14 ↑	15
Houston Pilots K - Shell Crude	13 ↑	13 ↑	13 ↑	13 ↑	12 ↑	10 ↑	9 ↑	8 ↑	8 ↑	7 ↑	6 ↑	6 ↑	6 ↑	6 ↑	6 ↑	6 ↑	6 ↑	7 ↑	8 ↑	9 ↑	12 ↑	13 ↑	14 ↑	15
Houston Pilots J - Lynchburg Ferries	13 ↑	13 ↑	13 ↑	13 ↑	12 ↑	10 ↑	9 ↑	8 ↑	7 ↑	6 ↑	6 ↑	6 ↑	6 ↑	6 ↑	6 ↑	6 ↑	6 ↑	6 ↑	8 ↑	9 ↑	10 ↑	13 ↑	14 ↑	15
Houston Pilots I - Exxon 3	15 ↑	15 ↑	15 ↑	15 ↑	15 ↑	14 ↑	13 ↑	10 ↑	10 ↑	10 ↑	9 ↑	9 ↑	9 ↑	9 ↑	9 ↑	9 ↑	10 ↑	10 ↑	12 ↑	13 ↑	14 ↑	15 ↑	16 ↑	17
Houston Pilots H - Morgans Point	15 ↑	15 ↑	15 ↑	15 ↑	15 ↑	13 ↑	13 ↑	10 ↑	10 ↑	10 ↑	9 ↑	9 ↑	9 ↑	9 ↑	10 ↑	10 ↑	10 ↑	10 ↑	12 ↑	13 ↑	14 ↑	15 ↑	16 ↑	17
Houston Pilots G - 75/76	15 ↑	16 ↑	16 ↑	16 ↑	15 ↑	15 ↑	14 ↑	13 ↑	13 ↑	12 ↑	12 ↑	12 ↑	12 ↑	12 ↑	12 ↑	13 ↑	13 ↑	13 ↑	13 ↑	15 ↑	15 ↑	15 ↑	16 ↑	17
Houston Pilots F - 63/64	15 ↑	15 ↑	15 ↑	15 ↑	15 ↑	14 ↑	13 ↑	13 ↑	13 ↑	12 ↑	12 ↑	12 ↑	12 ↑	12 ↑	13 ↑	13 ↑	13 ↑	13 ↑	14 ↑	15 ↑	15 ↑	16 ↑	17 ↑	17
Houston Pilots E - 51/52	15 ↑	15 ↑	15 ↑	15 ↑	14 ↑	14 ↑	13 ↑	13 ↑	13 ↑	12 ↑	12 ↑	12 ↑	12 ↑	12 ↑	13 ↑	13 ↑	13 ↑	13 ↑	14 ↑	15 ↑	15 ↑	16 ↑	17 ↑	17
Houston Pilots D - 37/38	14 ↑	15 ↑	15 ↑	15 ↑	14 ↑	13 ↑	13 ↑	13 ↑	13 ↑	12 ↑	12 ↑	12 ↑	12 ↑	12 ↑	13 ↑	13 ↑	13 ↑	13 ↑	14 ↑	15 ↑	15 ↑	16 ↑	17 ↑	17
Houston Pilots C - 25/26	14 ↑	14 ↑	14 ↑	14 ↑	13 ↑	13 ↑	12 ↑	12 ↑	12 ↑	12 ↑	12 ↑	12 ↑	12 ↑	12 ↑	13 ↑	13 ↑	13 ↑	13 ↑	14 ↑	15 ↑	15 ↑	16 ↑	17 ↑	17
Houston Pilots B - 11/12	13 ↑	13 ↑	13 ↑	13 ↑	13 ↑	12 ↑	12 ↑	10 ↑	10 ↑	10 ↑	10 ↑	10 ↑	10 ↑	10 ↑	12 ↑	12 ↑	13 ↑	13 ↑	13 ↑	14 ↑	15 ↑	15 ↑	16 ↑	16
Houston Pilots A - 1 & 2 Bravo	13 ↑	13 ↑	13 ↑	13 ↑	13 ↑	13 ↑	13 ↑	13 ↑	13 ↑	13 ↑	13 ↑	13 ↑	13 ↑	13 ↑	13 ↑	13 ↑	13 ↑	13 ↑	14 ↑	15 ↑	15 ↑	15 ↑	15 ↑	15

NOTE: This is automated data that may/may not agree with the official BAM thinking that's found on the daily slides. This data should be used as a guide only.

Houston Pilots: THU. 04/16/2026

Forecast Discussion

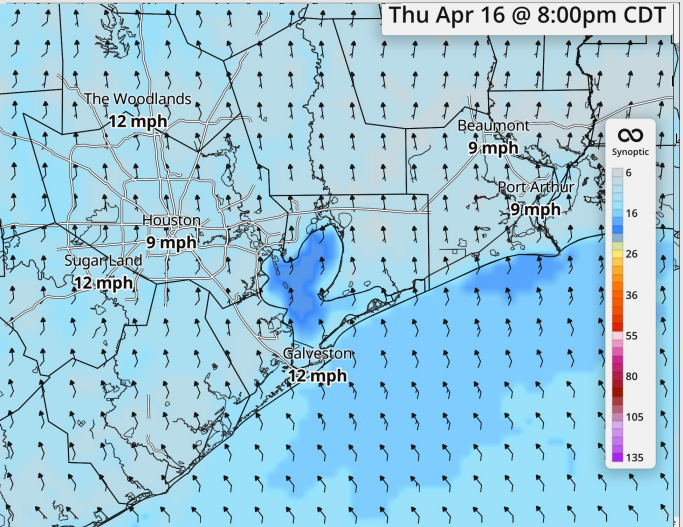
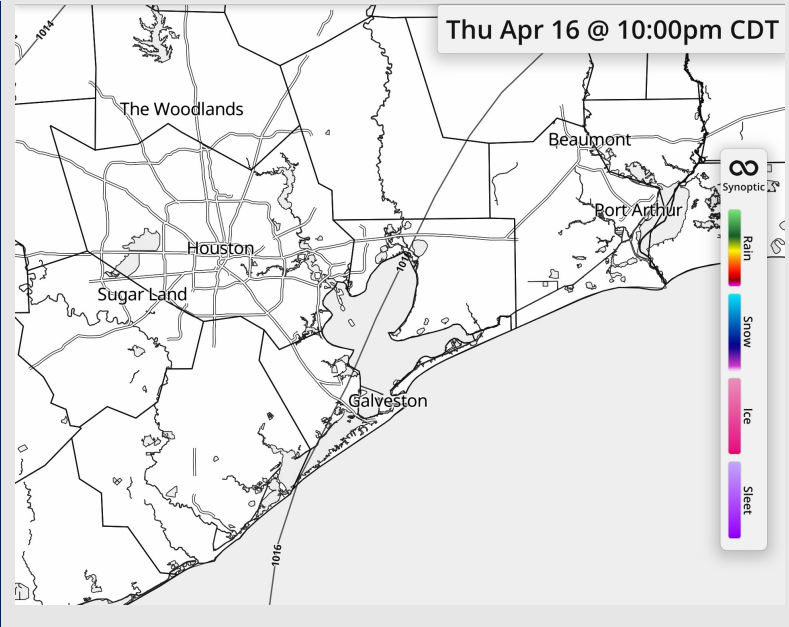
Precip: Dry conditions favored for the remainder of the day.

Wind: Winds out of the SSE throughout the day. **N of Morgan's Point:** Winds of 8 – 13 kts through 7PM before decreasing to 3– 8 kts. **S of Morgan's Point:** Winds of 12 - 17 kts.

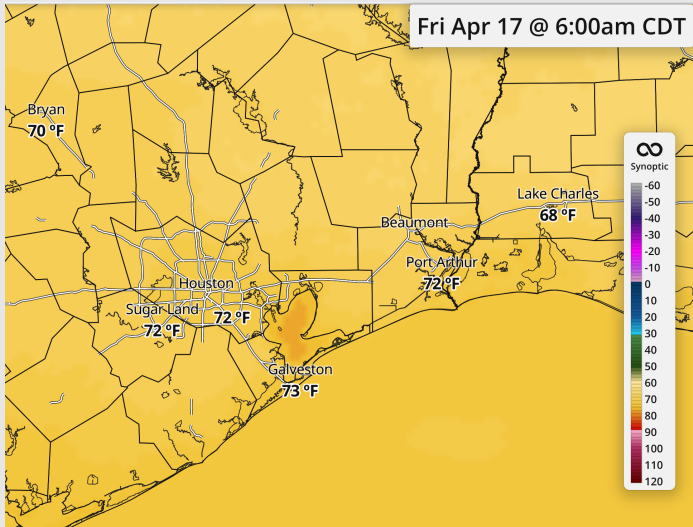
Low Temps: **N of Morgan's Point:** Low 70s F. **S of Morgan's Point:** Low 70s F.

Visibility: No visibility concerns for today.

Precip Image: 10 PM CT



**Wind Speed:
8 PM CT**



**Low Temps
FRI AM**

Houston Pilots: FRI. 04/17/2026



Forecast Discussion

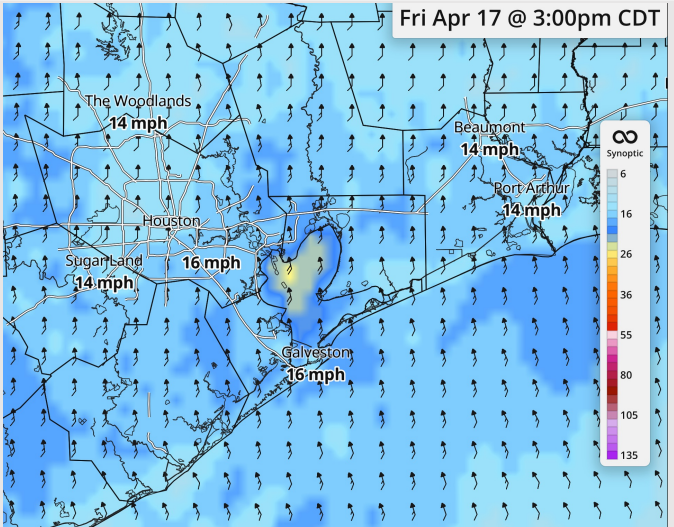
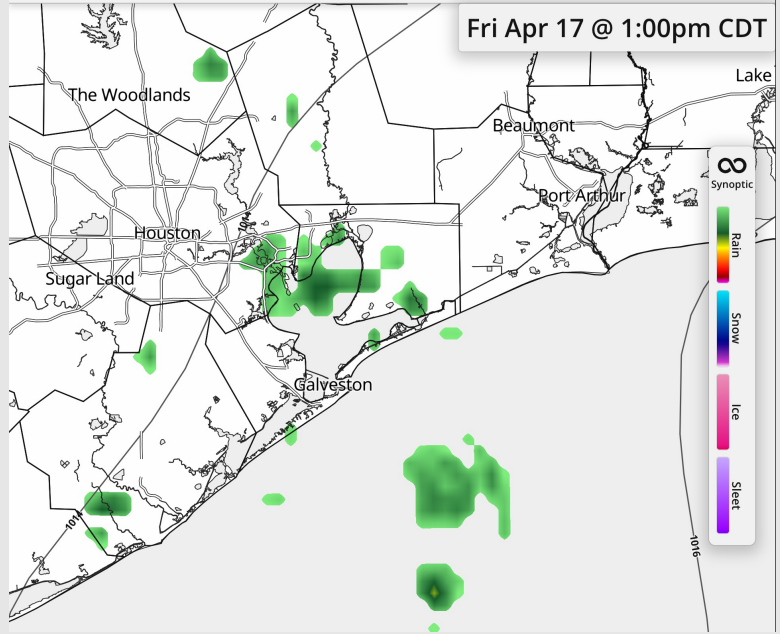
Precip: Isolated pockets of drizzle possible from 11AM – 5PM.

Wind: Winds out of the SSE throughout the day. **N of Morgan's Point:** Winds of 3 – 8 kts through 9AM before increasing to 8 – 13 kts. **S of Morgan's Point:** Winds of 9 – 16 kts through 9 AM before increasing to 15 – 20 kts. **Gusts up to 25 kts possible after 9 AM with highest frequency S of Morgan's Point.**

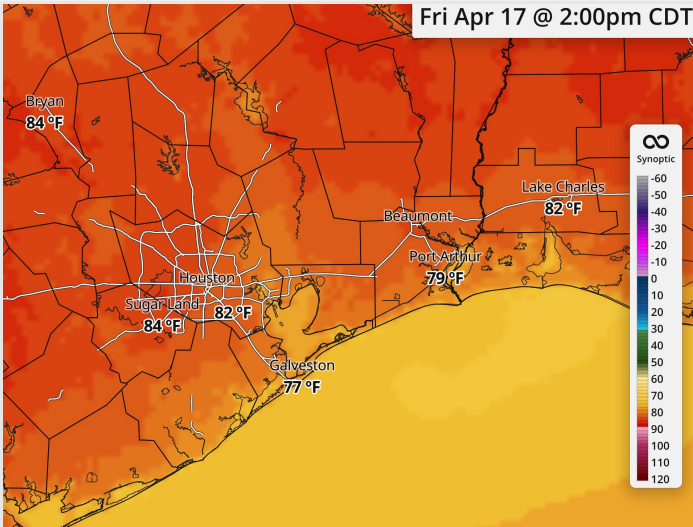
High Temps: **N of Morgan's Point:** Low 80s F. **S of Morgan's Point:** Mid 70s F.

Visibility: No visibility concerns for Friday.

Precip Image: 1 PM CT



**Wind Speed:
3 PM CT**



**High Temps
Friday**

Houston Pilots: SAT. 04/18/2026

Forecast Discussion

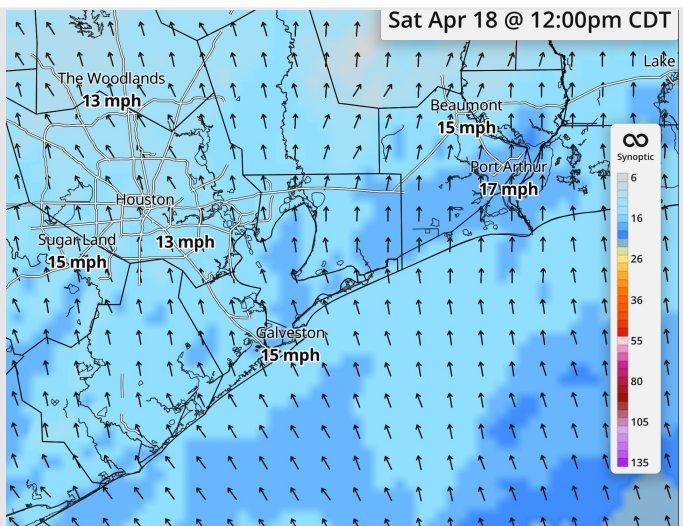
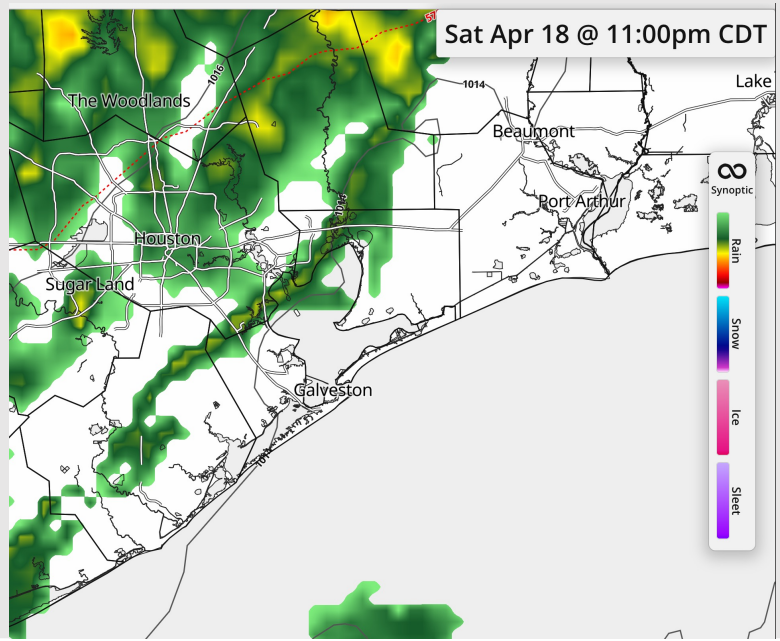
Precip: A few stray showers possible after 10 AM, then a line of showers/storms moves in around 11PM.

Wind: Winds out of the S, turning northerly after 10 PM. **N of Morgan's Point:** Winds of 5 - 10 kts. **S of Morgan's Point:** Winds of 9 - 17 kts, decreasing to 7 - 14 kts after 6 AM. **Gusts up to 25 kts possible through 6 AM S of Morgan's Point, then near 23 - 27 kts after 10 PM.**

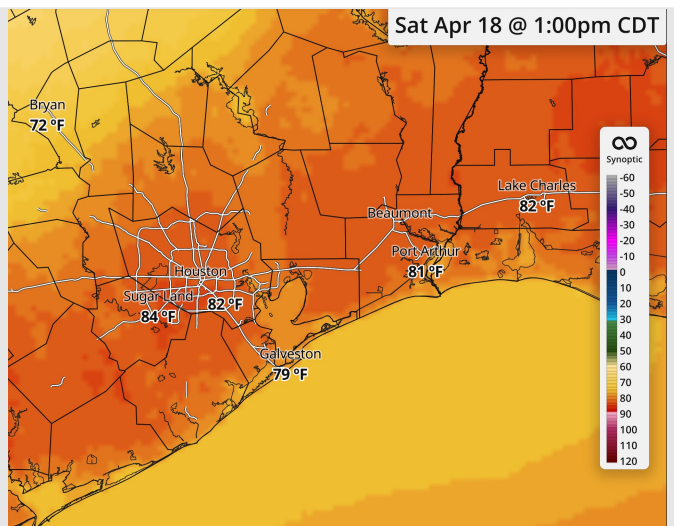
High Temps: **N of Morgan's Point:** Mid 80s F. **S of Morgan's Point:** Upper 70s F.

Visibility: No visibility concerns for Saturday.

Precip Image: 9 PM CT

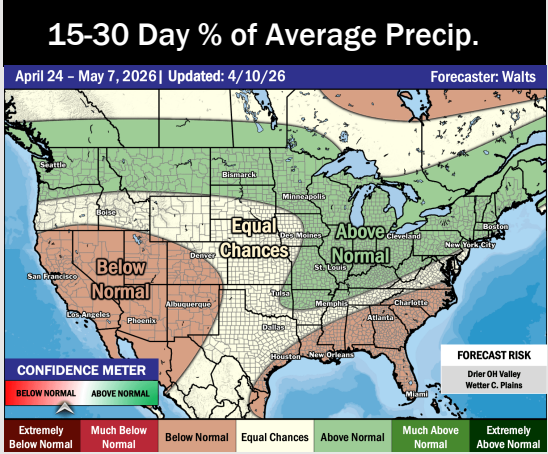
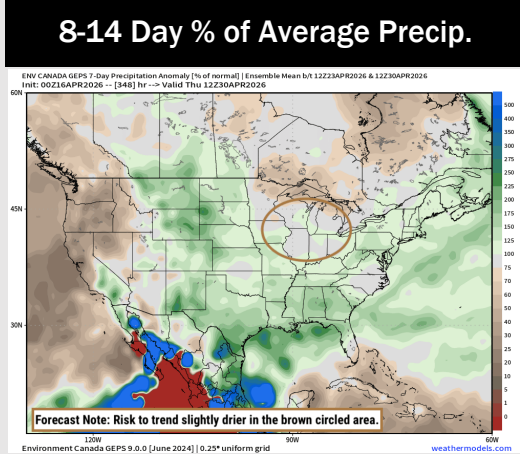
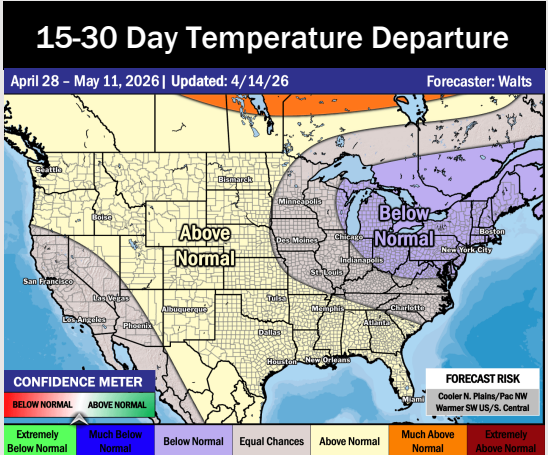
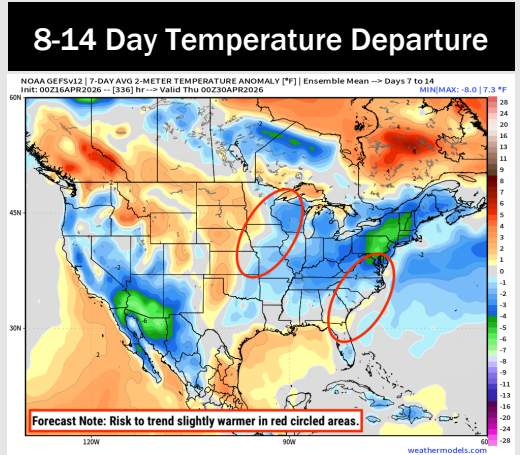
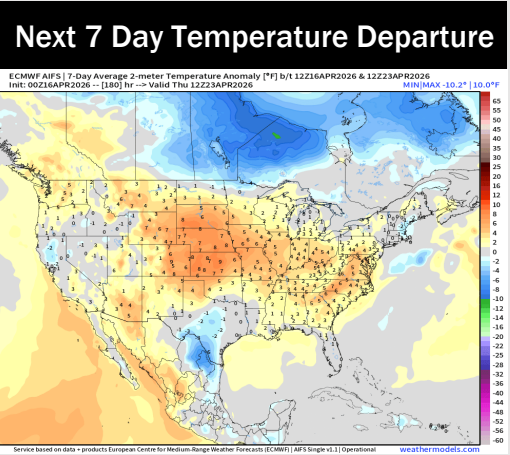


Wind Speed:
12 PM CT



High Temps
Saturday

Houston Pilots: 04/16/2026



- Near normal temps are favored over the next 7 days, with scattered storm chances through the next week.
- Above normal temperatures and above normal rain chances in the Week 2 period.
- Above normal temperatures and below normal rainfall expected for the last week of April into the first week of May.