

Houston Pilots Forecast Package



Updated: 10:10 PM CT
Monday, April 13, 2026

Forecaster: Tyler Riggles

Weather Headlines

- A few light showers favored for Wednesday.
- **Gusts of up to 20-25 kts possible over the next 72 hours.**
- No fog concerns over the next 72 hours.



Current Radar: 10:02 PM CT

As always, please do not hesitate to reach out to us with any forecast questions at [\(317\)-560-8122](tel:317-560-8122). Press 1 for forecast questions.



You can also access real-time forecast updates and 24/7 meteorological chat assistance on your [Clarity](#) app.

Houston Pilots Tropical Update



Seasonal Hurricane Outlook

2026 Hurricane Season Outlook



Updated: 4/9/26

Forecaster: Waits



2026 Hurricane Season Forecast Stats			
Named Storms	Hurricanes	Major Hurricanes	ACE
9 - 13	3 - 6	1 - 3	BELOW NORMAL

Much Below Normal
Below Normal
Near Normal
Above Normal
Much Above Normal

Graphic to the left represents our favored seasonal outlook for the 2026 Hurricane Season. Conditions expected to be less favorable for tropical development within the Gulf this season.

No notable tropical development is expected over the next 7 days.

Houston Pilots Visibility Chart (miles)



Forecast Confidence



Visibility	Mon 11 pm	Tue 12 am	Tue 1 am	Tue 2 am	Tue 3 am	Tue 4 am	Tue 5 am	Tue 6 am	Tue 7 am	Tue 8 am	Tue 9 am	Tue 10 am	Tue 11 am	Tue 12 pm	Tue 1 pm	Tue 2 pm	Tue 3 pm	Tue 4 pm	Tue 5 pm	Tue 6 pm	Tue 7 pm	Tue 8 pm	Tue 9 pm	Tue 10 pm
Houston Pilots N - 610 Bridge	10	10	10	9	9	9	8	9	10	10	6.9	10	10	10	10	10	10	10	10	10	10	10	10	10
Houston Pilots M - Kinder 1	10	10	10	9	9	9	8	9	10	10	6.9	10	10	10	10	10	10	10	10	10	10	10	10	10
Houston Pilots L - Greens Bayou	10	10	10	9	9	9	9	9	10	10	6.9	10	10	10	10	10	10	10	10	10	10	10	10	10
Houston Pilots K - Shell Crude	10	10	10	9	9	9	8	9	10	10	6.9	10	10	10	10	10	10	10	10	10	10	10	10	10
Houston Pilots J - Lynchburg Ferries	10	10	10	9	8	9	9	9	10	10	6.9	10	10	10	10	10	10	10	10	10	10	10	10	10
Houston Pilots I - Exxon 3	10	10	10	10	9	9	9	9	10	10	6.9	10	10	10	10	10	10	10	10	10	10	10	10	10
Houston Pilots H - Morgans Point	10	10	10	10	9	9	9	9	10	9	6.9	10	10	10	10	10	10	10	10	10	10	10	10	10
Houston Pilots G - 75/76	9	9	8	8	8	8	8	8	9	8	6.9	7.9	7.9	9	10	10	10	10	9	9	7.9	6.9	10	9
Houston Pilots F - 63/64	9	9	8	8	8	8	8	8	9	8	6.9	6.9	7.9	9	9	10	10	10	7.9	7.9	7.9	6.9	10	9
Houston Pilots E - 51/52	8	8	6.9	6.9	6.9	8	6.9	8	8	6.9	6.9	6.9	7.9	7.9	7.9	9	9	9	6.9	6.9	6.9	6.9	10	9
Houston Pilots D - 37/38	8	8	6.9	6.9	6.9	8	6.9	8	8	6.9	5.9	6.9	6.9	7.9	7.9	9	9	7.9	6.9	6.9	6.9	6.9	9	9
Houston Pilots C - 25/26	8	6.9	6.9	6.9	6.9	6.9	6.9	8	8	6.9	5.9	6.9	6.9	7.9	7.9	9	7.9	7.9	6.9	6.9	6.9	6.9	9	9
Houston Pilots B - 11/12	6.9	6.9	6.9	6.9	6.9	6.9	6.9	8	6.9	6.9	5.9	6.9	6.9	7.9	7.9	7.9	7.9	7.9	6.9	6.9	6.9	5.9	9	9
Houston Pilots A - 1 & 2 Bravo	6.9	6.9	6.9	6.9	6.9	6.9	6.9	6.9	6.9	5.9	4.9	5.9	6.9	6.9	6.9	6.9	7.9	6.9	6.9	6.9	5.9	5.9	9	9

NOTE: This is automated data that may/may not agree with the official B.A.M. thinking that's found on the daily slides or special visibility report slides. This data should be used as a guide only

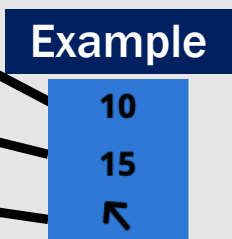
Houston Pilots Wind Chart



Forecast Confidence



Sustained Wind 10 Knots
Gusts 15 Knots
Wind from the SE



Wind	Mon 11 pm	Tue 12 am	Tue 1 am	Tue 2 am	Tue 3 am	Tue 4 am	Tue 5 am	Tue 6 am	Tue 7 am	Tue 8 am	Tue 9 am	Tue 10 am	Tue 11 am	Tue 12 pm	Tue 1 pm	Tue 2 pm	Tue 3 pm	Tue 4 pm	Tue 5 pm	Tue 6 pm	Tue 7 pm	Tue 8 pm	Tue 9 pm	Tue 10 pm
Houston Pilots N - 610 Bridge	9 18 ↕	9 18 ↕	8 17 ↕	8 17 ↕	8 16 ↕	7 15 ↕	7 16 ↕	7 16 ↕	7 15 ↕	6 15 ↕	8 15 ↕	8 17 ↕	10 18 ↕	12 22 ↕	12 23 ↕	12 23 ↕	13 24 ↕	13 24 ↕	13 24 ↕	13 25 ↕	13 25 ↕	13 24 ↕	12 23 ↕	12 22 ↕
Houston Pilots M - Kinder 1	9 18 ↕	8 18 ↕	8 17 ↕	8 17 ↕	8 16 ↕	7 15 ↕	7 16 ↕	7 15 ↕	7 15 ↕	6 15 ↕	8 15 ↕	8 17 ↕	10 18 ↕	12 22 ↕	13 23 ↕	13 23 ↕	13 24 ↕	13 24 ↕	14 24 ↕	13 25 ↕	13 24 ↕	13 24 ↕	12 23 ↕	12 22 ↕
Houston Pilots L - Greens Bayou	9 18 ↕	8 18 ↕	8 17 ↕	8 16 ↕	8 15 ↕	7 15 ↕	7 16 ↕	7 15 ↕	7 15 ↕	6 15 ↕	8 15 ↕	8 17 ↕	10 18 ↕	12 22 ↕	13 22 ↕	13 23 ↕	13 23 ↕	13 24 ↕	14 24 ↕	14 24 ↕	13 24 ↕	13 24 ↕	12 23 ↕	12 22 ↕
Houston Pilots K - Shell Crude	9 18 ↕	9 18 ↕	8 17 ↕	8 17 ↕	8 16 ↕	8 15 ↕	8 16 ↕	7 16 ↕	7 15 ↕	7 15 ↕	8 16 ↕	8 17 ↕	10 18 ↕	12 22 ↕	13 22 ↕	13 23 ↕	13 24 ↕	13 24 ↕	14 24 ↕	14 24 ↕	13 24 ↕	13 24 ↕	12 23 ↕	12 22 ↕
Houston Pilots J - Lynchburg Ferries	9 18 ↕	8 18 ↕	8 17 ↕	8 16 ↕	8 15 ↕	7 15 ↕	7 15 ↕	7 15 ↕	7 15 ↕	6 15 ↕	8 15 ↕	8 17 ↕	10 18 ↕	12 22 ↕	13 22 ↕	13 23 ↕	14 24 ↕	14 24 ↕	14 24 ↕	14 25 ↕	14 24 ↕	13 24 ↕	13 23 ↕	12 22 ↕
Houston Pilots I - Exxon 3	13 20 ↕	13 20 ↕	13 20 ↕	12 17 ↕	12 17 ↕	10 17 ↕	10 17 ↕	10 17 ↕	10 16 ↕	10 15 ↕	10 16 ↕	12 18 ↕	13 20 ↕	13 22 ↕	14 23 ↕	14 24 ↕	15 24 ↕	15 24 ↕	16 24 ↕	16 25 ↕	16 24 ↕	15 24 ↕	15 23 ↕	15 23 ↕
Houston Pilots H - Morgans Point	13 21 ↕	13 21 ↕	13 20 ↕	12 18 ↕	12 17 ↕	12 17 ↕	12 17 ↕	10 17 ↕	10 16 ↕	10 16 ↕	10 17 ↕	12 18 ↕	13 20 ↕	13 22 ↕	14 23 ↕	14 24 ↕	15 24 ↕	15 24 ↕	16 25 ↕	16 25 ↕	16 24 ↕	15 24 ↕	15 24 ↕	15 23 ↕
Houston Pilots G - 75/76	15 22 ↕	15 22 ↕	14 21 ↕	14 21 ↕	14 21 ↕	14 20 ↕	13 20 ↕	13 20 ↕	13 20 ↕	13 18 ↕	13 20 ↕	13 20 ↕	14 21 ↕	14 22 ↕	15 23 ↕	15 24 ↕	15 24 ↕	16 25 ↕	16 25 ↕	16 25 ↕	17 26 ↕	17 26 ↕	16 24 ↕	17 25 ↕
Houston Pilots F - 63/64	15 22 ↕	15 22 ↕	15 21 ↕	14 21 ↕	14 21 ↕	14 20 ↕	14 20 ↕	14 20 ↕	13 20 ↕	13 18 ↕	13 20 ↕	13 20 ↕	14 21 ↕	14 22 ↕	15 23 ↕	15 24 ↕	15 24 ↕	16 25 ↕	16 25 ↕	16 25 ↕	16 24 ↕	16 24 ↕	16 24 ↕	17 25 ↕
Houston Pilots E - 51/52	15 21 ↕	15 21 ↕	15 21 ↕	14 20 ↕	14 21 ↕	14 21 ↕	14 20 ↕	14 20 ↕	14 20 ↕	13 20 ↕	13 20 ↕	14 21 ↕	14 21 ↕	14 22 ↕	14 22 ↕	15 23 ↕	15 23 ↕	15 24 ↕	15 24 ↕	15 24 ↕	15 23 ↕	15 23 ↕	15 23 ↕	16 24 ↕
Houston Pilots D - 37/38	15 21 ↕	15 21 ↕	15 21 ↕	14 20 ↕	14 21 ↕	14 21 ↕	14 20 ↕	14 20 ↕	14 20 ↕	13 20 ↕	13 20 ↕	13 20 ↕	14 21 ↕	14 22 ↕	14 22 ↕	14 23 ↕	15 23 ↕	15 24 ↕	15 23 ↕	15 23 ↕	15 23 ↕	15 23 ↕	15 23 ↕	16 24 ↕
Houston Pilots C - 25/26	14 21 ↕	14 21 ↕	14 20 ↕	14 20 ↕	14 20 ↕	14 20 ↕	14 20 ↕	13 20 ↕	13 20 ↕	13 18 ↕	13 20 ↕	13 20 ↕	13 21 ↕	14 21 ↕	14 21 ↕	14 22 ↕	14 23 ↕	14 23 ↕	14 22 ↕	15 22 ↕	15 22 ↕	15 22 ↕	15 23 ↕	16 24 ↕
Houston Pilots B - 11/12	13 20 ↕	13 20 ↕	13 20 ↕	13 18 ↕	13 20 ↕	13 20 ↕	13 18 ↕	13 18 ↕	13 18 ↕	12 18 ↕	13 18 ↕	13 18 ↕	13 18 ↕	13 20 ↕	13 20 ↕	13 20 ↕	13 21 ↕	14 21 ↕	14 21 ↕	14 21 ↕	14 21 ↕	14 21 ↕	15 22 ↕	15 22 ↕
Houston Pilots A - 1 & 2 Bravo	15 21 ↕	15 22 ↕	15 21 ↕	15 21 ↕	15 21 ↕	15 21 ↕	14 21 ↕	14 20 ↕	14 20 ↕	14 20 ↕	13 20 ↕	13 20 ↕	13 18 ↕	13 20 ↕	13 20 ↕	12 20 ↕	13 20 ↕	13 20 ↕	13 20 ↕	13 21 ↕	14 21 ↕	15 21 ↕	15 22 ↕	15 23 ↕

NOTE: This is automated data that may/may not agree with the official BAM thinking that's found on the daily slides. This data should be used as a guide only.

Houston Pilots: TUE. 04/14/2026



Forecast Discussion


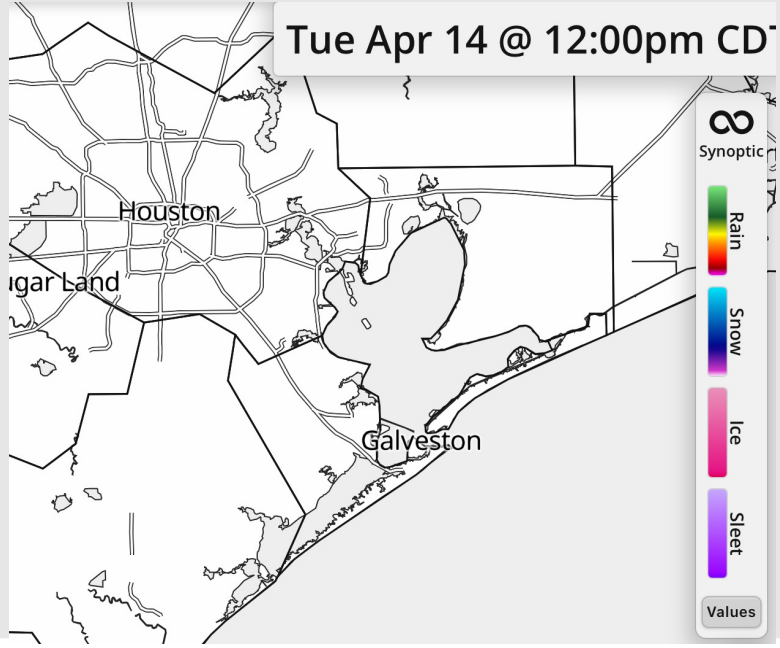
Precip: Dry conditions favored for today.

Wind: Winds out of the SE for the entire day. **N of Morgan's Point:** Winds of 5 – 10 kts. **S of Morgan's Point:** Winds of 9 – 14 kts through 6 PM before increasing to 15 – 20 kts. **Gusts up to 25 kts possible after 6 PM.**

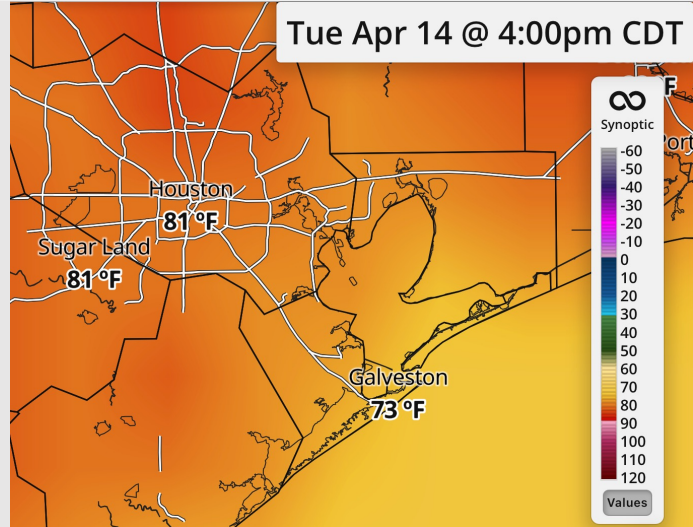
High Temps: **N of Morgan's Point:** Mid 80s F. **S of Morgan's Point:** Upper 70s F.

Visibility: No visibility concerns for today.

Precip Image: 12 PM CT



Wind Speed:
8 PM CT



High Temps
Tuesday

Houston Pilots: WED. 04/15/2026



Forecast Discussion

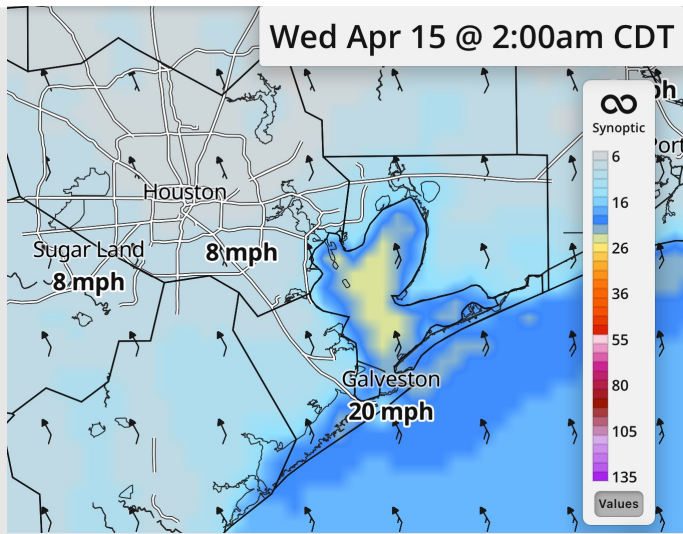
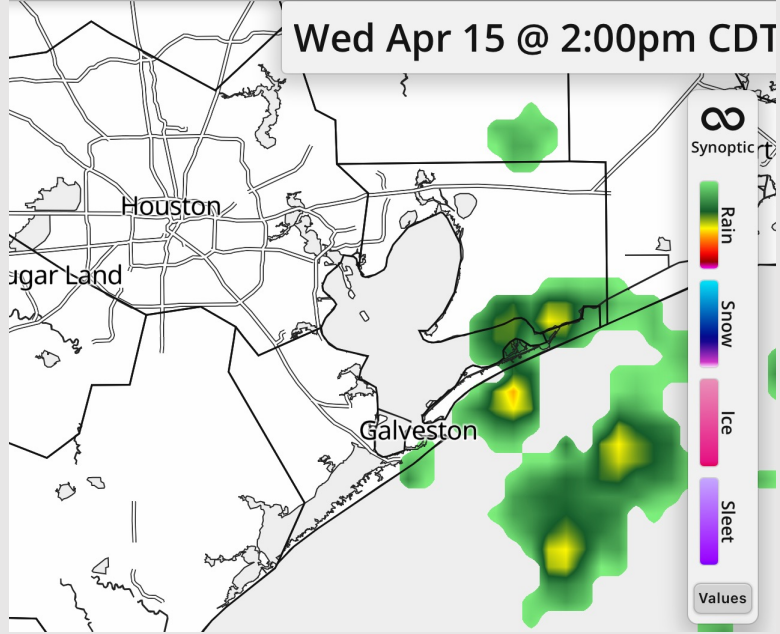
Precip: Hit/miss light showers from 11 AM – 4 PM.

Wind: Winds out of the SE for the entire day. **N of Morgan's Point:** Winds of 5 - 10 kts. **S of Morgan's Point:** Winds of 12 – 17 kts. **Gusts up to 25 kts expected until 6 PM S of Morgan's Point.**

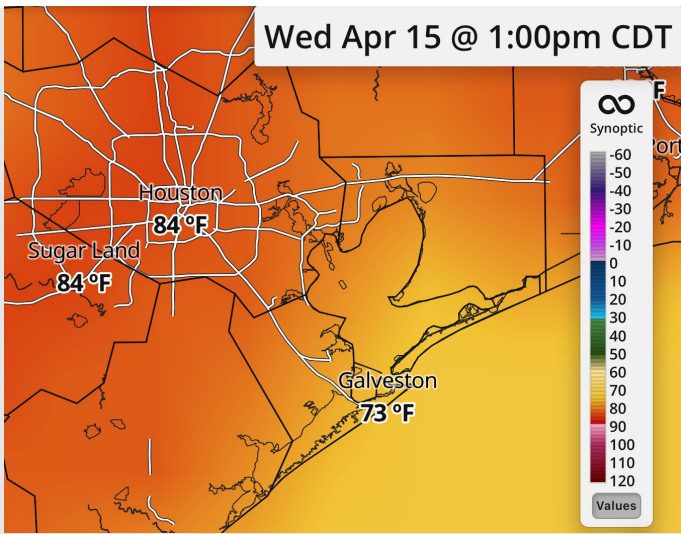
High Temps: **N of Morgan's Point:** Mid 80s F. **S of Morgan's Point:** Low 80s F.

Visibility: No visibility concerns for Wednesday.

Precip Image: 2 PM CT



Wind Speed:
2 AM CT



High Temps
Wednesday

Forecast Discussion

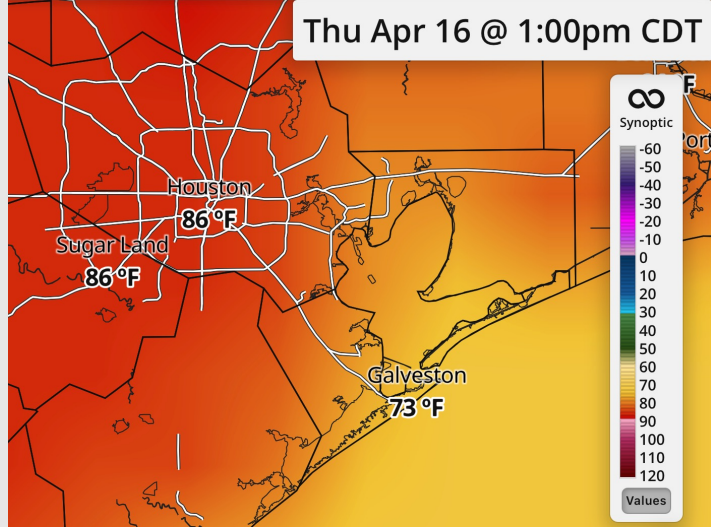
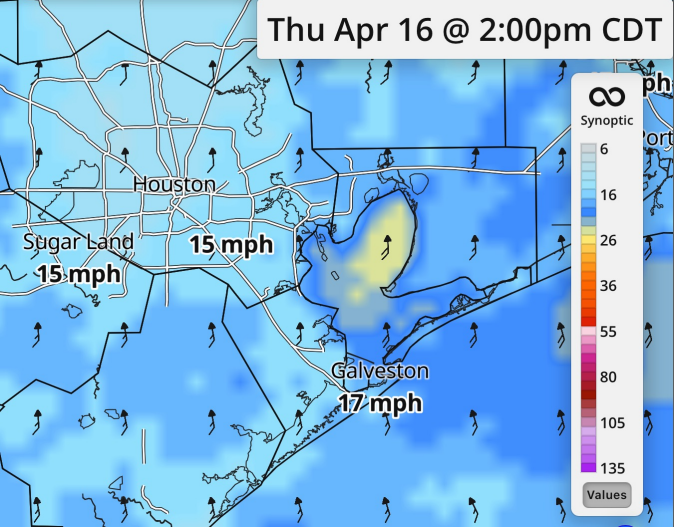
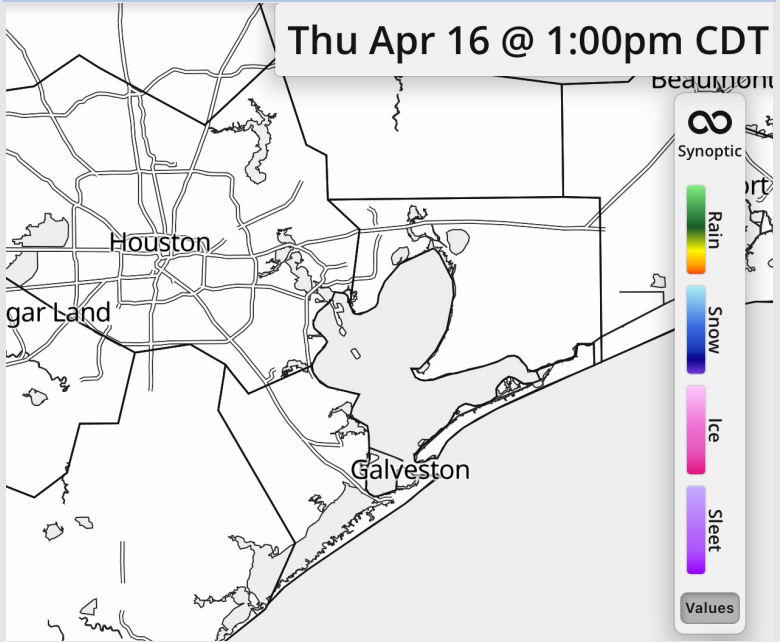
Precip: Dry conditions favored for Thursday.

Wind: Winds out of the S/SE throughout the day. **N of Morgan's Point:** Winds of 4 – 9 kts for the remainder of the evening. **S of Morgan's Point:** Winds of 10 – 15 kts. **Gusts up to 25 kts between 9 AM and 7PM.**

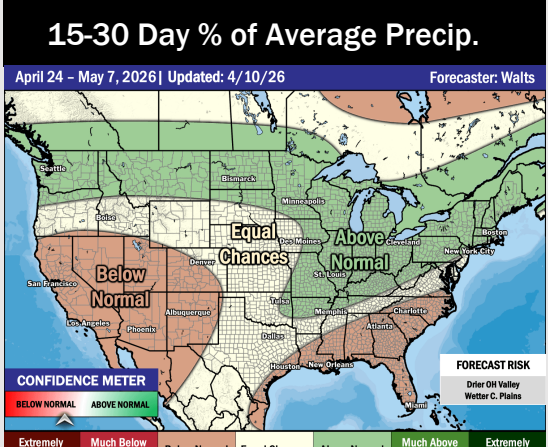
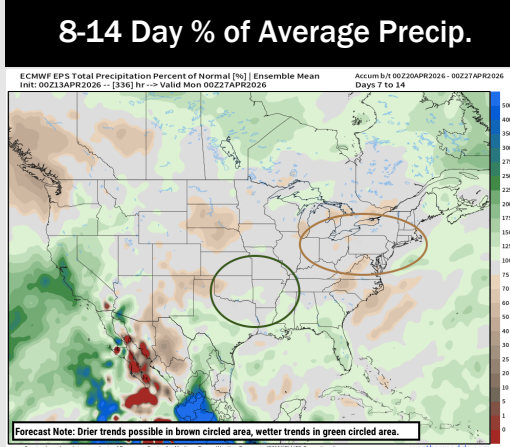
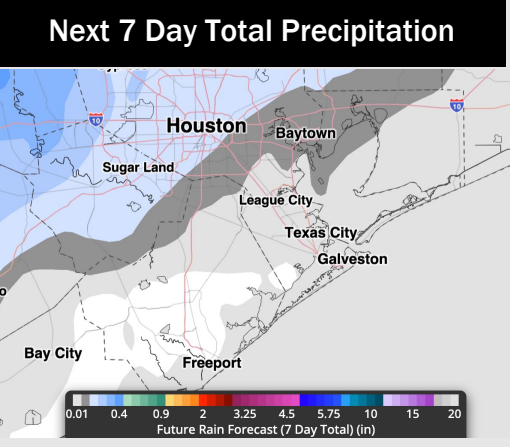
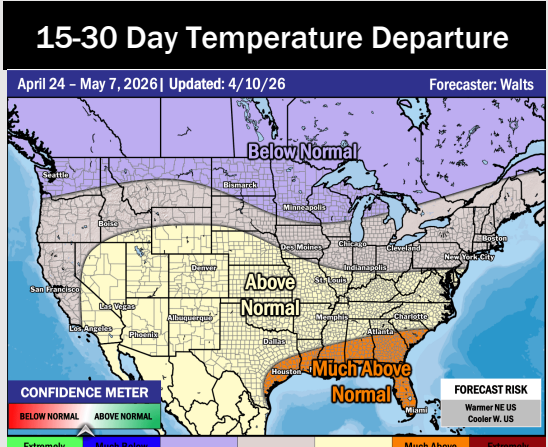
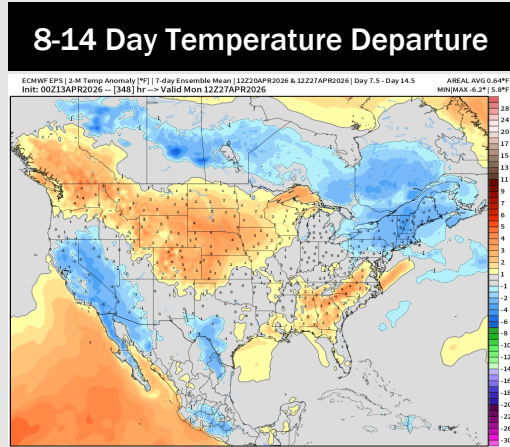
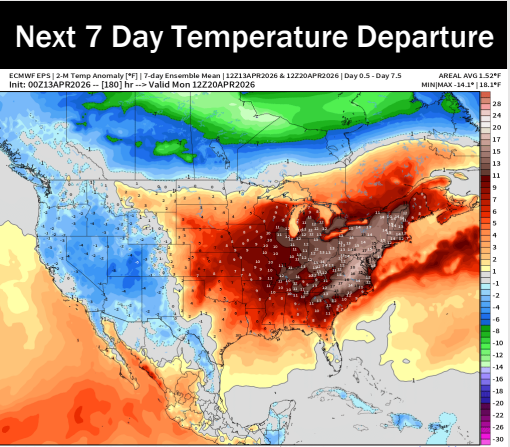
High Temps: **N of Morgan's Point:** Mid 80s F. **S of Morgan's Point:** High 70s / Low 80s F.

Visibility: No visibility concerns for Thursday.

Precip Image: 1 PM CT



Houston Pilots: 04/14/2026



- Above normal temps are favored over the next 7 days, with scattered storm chances through the week.
- Above normal temperatures and above normal rain chances in the Week 2 period.
- Above normal temperatures and below normal rainfall expected for the last week of April into the first week of May.