

# Houston Pilots Forecast Package

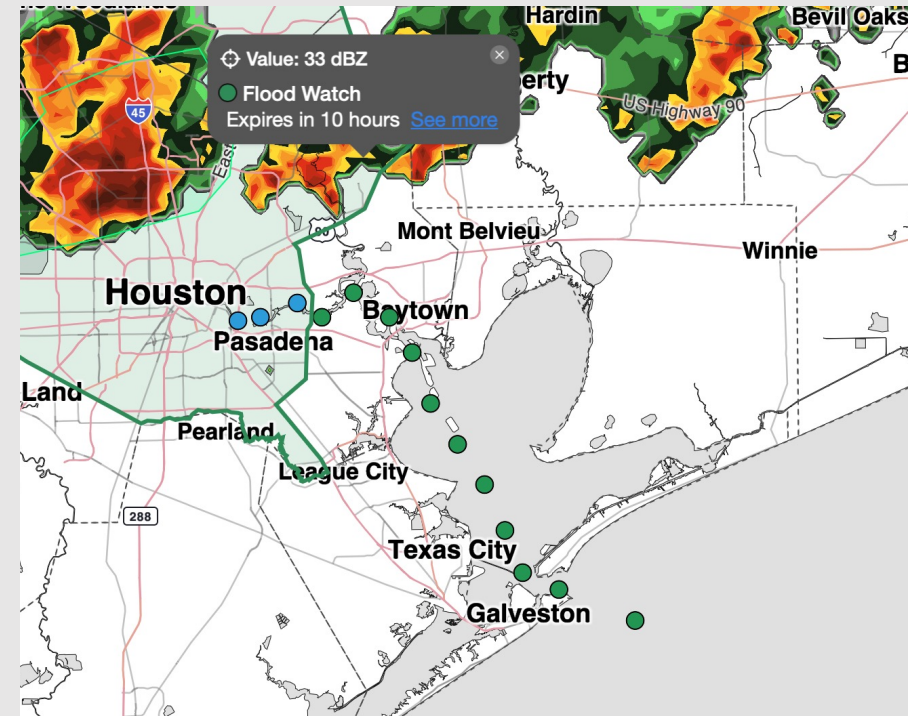


Updated: 9:00 PM CT  
Sunday, April 12, 2026

Forecaster: Tyler Riggles

## Weather Headlines

- A few scattered showers through this AM. No severe risks expected.
- **Gusts of up to 20-25 kts possible over the next 72 hours.**
- No fog concerns over the next 72 hours.



Current Radar: 8:44 PM CT

As always, please do not hesitate to reach out to us with any forecast questions at [\(317\)-560-8122](tel:317-560-8122). Press 1 for forecast questions.



You can also access real-time forecast updates and 24/7 meteorological chat assistance on your [Clarity](#) app.

# Houston Pilots Tropical Update



## Seasonal Hurricane Outlook

### 2026 Hurricane Season Outlook



Updated: 4/9/26

Forecaster: Waits



2026 Hurricane Season Forecast Stats			
Named Storms	Hurricanes	Major Hurricanes	ACE
9 - 13	3 - 6	1 - 3	BELOW NORMAL

Much Below Normal
Below Normal
Near Normal
Above Normal
Much Above Normal

Graphic to the left represents our favored seasonal outlook for the 2026 Hurricane Season. Conditions expected to be less favorable for tropical development within the Gulf this season.

No notable tropical development is expected over the next 7 days.

# Houston Pilots Visibility Chart (miles)



## Forecast Confidence



Visibility	Sun 10 pm	Sun 11 pm	Mon 12 am	Mon 1 am	Mon 2 am	Mon 3 am	Mon 4 am	Mon 5 am	Mon 6 am	Mon 7 am	Mon 8 am	Mon 9 am	Mon 10 am	Mon 11 am	Mon 12 pm	Mon 1 pm	Mon 2 pm	Mon 3 pm	Mon 4 pm	Mon 5 pm	Mon 6 pm	Mon 7 pm	Mon 8 pm	Mon 9 pm
Houston Pilots N - 610 Bridge	7.9	9	9	9	9	9	9	7.9	9	9	9	6.9	7.9	10	10	10	10	10	10	10	10	10	10	10
Houston Pilots M - Kinder 1	7.9	9	9	9	9	9	9	7.9	9	9	9	6.9	7.9	10	10	10	10	10	10	10	10	10	10	10
Houston Pilots L - Greens Bayou	7.9	9	9	9	9	9	9	7.9	9	9	9	6.9	7.9	10	10	10	10	10	10	10	10	10	10	10
Houston Pilots K - Shell Crude	7.9	9	9	9	9	9	9	7.9	9	9	9	6.9	7.9	10	10	10	10	10	10	10	10	10	10	10
Houston Pilots J - Lynchburg Ferries	7.9	9	9	9	9	9	9	9	10	9	7.9	6.9	7.9	10	10	10	10	10	10	10	10	10	10	10
Houston Pilots I - Exxon 3	7.9	9	9	9	9	9	9	9	10	10	9	6.9	7.9	10	10	10	10	10	10	10	10	10	10	10
Houston Pilots H - Morgans Point	7.9	9	9	9	9	9	9	9	10	10	10	6.9	7.9	10	10	10	10	10	10	10	10	10	10	10
Houston Pilots G - 75/76	6.9	6.9	6.9	6.9	6.9	6.9	7.9	7.9	9	10	9	6.9	7.9	7.9	10	10	10	9	7.9	6.9	6.9	6.9	9	9
Houston Pilots F - 63/64	6.9	6.9	6.9	6.9	6.9	6.9	7.9	7.9	9	9	9	6.9	7.9	7.9	9	10	10	9	6.9	5.9	6.9	6.9	9	9
Houston Pilots E - 51/52	6.9	6.9	6.9	6.9	6.9	6.9	6.9	6.9	7.9	9	7.9	5.9	6.9	6.9	7.9	9	9	6.9	6.9	5.9	5.9	5.9	9	9
Houston Pilots D - 37/38	6.9	6.9	6.9	6.9	6.9	6.9	6.9	6.9	7.9	9	7.9	5.9	6.9	6.9	7.9	7.9	7.9	6.9	6.9	4.9	5.9	5.9	9	9
Houston Pilots C - 25/26	6.9	6.9	5.9	5.9	6.9	6.9	6.9	6.9	7.9	7.9	7.9	5.9	6.9	6.9	7.9	7.9	7.9	6.9	6.9	4.9	4.9	4.9	9	9
Houston Pilots B - 11/12	6.9	6.9	5.9	5.9	6.9	6.9	6.9	6.9	6.9	7.9	6.9	4.9	6.9	6.9	6.9	7.9	6.9	6.9	6.9	4.9	4.9	4.9	9	9
Houston Pilots A - 1 & 2 Bravo	4.9	5.9	5.9	4.9	4.9	5.9	5.9	6.9	6.9	6.9	5.9	3.9	5.9	5.9	6.9	6.9	6.9	6.9	5.9	4.9	4.9	4.9	9	9

**NOTE: This is automated data that may/may not agree with the official BAM thinking that's found on the daily slides or special visibility report slides. This data should be used as a guide only**

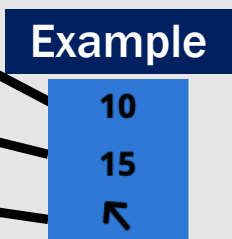
# Houston Pilots Wind Chart



## Forecast Confidence



Sustained Wind 10 Knots  
Gusts 15 Knots  
Wind from the SE



Wind	Sun 10 pm	Sun 11 pm	Mon 12 am	Mon 1 am	Mon 2 am	Mon 3 am	Mon 4 am	Mon 5 am	Mon 6 am	Mon 7 am	Mon 8 am	Mon 9 am	Mon 10 am	Mon 11 am	Mon 12 pm	Mon 1 pm	Mon 2 pm	Mon 3 pm	Mon 4 pm	Mon 5 pm	Mon 6 pm	Mon 7 pm	Mon 8 pm	Mon 9 pm	
Houston Pilots N - 610 Bridge	10 22 ↕	10 21 ↕	10 21 ↕	9 20 ↕	8 18 ↕	8 17 ↕	8 17 ↕	8 17 ↕	8 17 ↕	8 17 ↕	8 16 ↕	8 17 ↕	9 18 ↕	10 20 ↕	12 22 ↕	13 24 ↕	13 24 ↕	13 24 ↕	13 24 ↕	13 24 ↕	13 24 ↕	13 24 ↕	13 24 ↕	12 22 ↕	10 21 ↕
Houston Pilots M - Kinder 1	10 22 ↕	10 21 ↕	10 21 ↕	9 20 ↕	8 18 ↕	8 17 ↕	8 17 ↕	8 17 ↕	8 17 ↕	8 17 ↕	8 16 ↕	8 17 ↕	9 18 ↕	10 20 ↕	12 22 ↕	13 24 ↕	13 24 ↕	13 24 ↕	13 24 ↕	13 24 ↕	13 24 ↕	13 24 ↕	13 24 ↕	12 22 ↕	10 21 ↕
Houston Pilots L - Greens Bayou	10 21 ↕	10 21 ↕	10 21 ↕	9 20 ↕	8 18 ↕	8 17 ↕	8 17 ↕	8 17 ↕	8 17 ↕	8 16 ↕	8 16 ↕	8 17 ↕	9 18 ↕	10 20 ↕	12 22 ↕	13 23 ↕	13 24 ↕	13 24 ↕	14 24 ↕	14 24 ↕	13 24 ↕	13 23 ↕	13 22 ↕	12 21 ↕	10 21 ↕
Houston Pilots K - Shell Crude	10 22 ↕	10 21 ↕	10 21 ↕	9 20 ↕	9 18 ↕	8 17 ↕	8 17 ↕	8 17 ↕	8 17 ↕	8 17 ↕	8 16 ↕	8 17 ↕	9 18 ↕	10 21 ↕	13 22 ↕	13 24 ↕	13 24 ↕	13 24 ↕	14 24 ↕	14 24 ↕	13 24 ↕	13 23 ↕	13 22 ↕	12 21 ↕	10 21 ↕
Houston Pilots J - Lynchburg Ferries	10 22 ↕	10 21 ↕	10 21 ↕	9 20 ↕	8 18 ↕	8 17 ↕	8 17 ↕	8 17 ↕	8 16 ↕	8 16 ↕	8 16 ↕	8 17 ↕	9 18 ↕	10 20 ↕	13 22 ↕	13 24 ↕	13 24 ↕	14 24 ↕	14 25 ↕	14 25 ↕	14 25 ↕	13 24 ↕	13 22 ↕	12 21 ↕	10 21 ↕
Houston Pilots I - Exxon 3	15 23 ↕	15 22 ↕	14 22 ↕	14 21 ↕	13 20 ↕	13 20 ↕	13 18 ↕	12 18 ↕	12 17 ↕	10 17 ↕	10 17 ↕	12 18 ↕	13 18 ↕	13 21 ↕	14 22 ↕	15 24 ↕	15 24 ↕	15 25 ↕	16 25 ↕	16 25 ↕	16 25 ↕	15 24 ↕	15 22 ↕	15 21 ↕	14 21 ↕
Houston Pilots H - Morgans Point	15 23 ↕	15 23 ↕	15 23 ↕	14 21 ↕	13 20 ↕	13 20 ↕	13 18 ↕	12 18 ↕	12 17 ↕	12 17 ↕	10 17 ↕	12 18 ↕	13 20 ↕	13 21 ↕	13 22 ↕	15 24 ↕	15 24 ↕	15 25 ↕	16 25 ↕	16 25 ↕	15 25 ↕	15 24 ↕	15 22 ↕	15 21 ↕	14 21 ↕
Houston Pilots G - 75/76	17 25 ↕	16 25 ↕	16 24 ↕	15 23 ↕	15 22 ↕	15 22 ↕	15 22 ↕	14 21 ↕	14 21 ↕	13 21 ↕	13 20 ↕	13 21 ↕	14 21 ↕	14 22 ↕	15 23 ↕	15 24 ↕	15 24 ↕	16 25 ↕	16 26 ↕	16 26 ↕	17 26 ↕	16 25 ↕	15 23 ↕	15 23 ↕	15 23 ↕
Houston Pilots F - 63/64	17 25 ↕	16 25 ↕	16 24 ↕	16 23 ↕	15 22 ↕	15 22 ↕	15 22 ↕	14 21 ↕	14 21 ↕	14 21 ↕	13 20 ↕	14 21 ↕	14 21 ↕	15 22 ↕	15 23 ↕	15 24 ↕	15 24 ↕	16 25 ↕	16 25 ↕	16 26 ↕	16 25 ↕	15 24 ↕	15 22 ↕	15 22 ↕	15 22 ↕
Houston Pilots E - 51/52	17 24 ↕	16 24 ↕	16 24 ↕	16 23 ↕	15 22 ↕	15 22 ↕	15 22 ↕	14 21 ↕	14 21 ↕	14 21 ↕	13 20 ↕	14 21 ↕	14 21 ↕	15 22 ↕	15 23 ↕	15 24 ↕	15 24 ↕	15 24 ↕	16 24 ↕	16 24 ↕	15 24 ↕	15 23 ↕	15 22 ↕	15 21 ↕	15 21 ↕
Houston Pilots D - 37/38	17 24 ↕	16 24 ↕	16 24 ↕	16 23 ↕	15 22 ↕	15 22 ↕	15 22 ↕	14 21 ↕	14 21 ↕	14 20 ↕	13 20 ↕	14 20 ↕	14 21 ↕	15 22 ↕	15 23 ↕	15 24 ↕	15 24 ↕	15 24 ↕	16 24 ↕	16 24 ↕	15 23 ↕	15 22 ↕	15 21 ↕	15 21 ↕	15 21 ↕
Houston Pilots C - 25/26	16 24 ↕	16 23 ↕	15 24 ↕	15 23 ↕	15 22 ↕	15 22 ↕	14 21 ↕	14 21 ↕	13 20 ↕	13 20 ↕	13 20 ↕	13 20 ↕	14 21 ↕	14 21 ↕	15 22 ↕	15 22 ↕	15 23 ↕	15 23 ↕	15 24 ↕	15 23 ↕	15 23 ↕	14 22 ↕	14 21 ↕	14 21 ↕	14 20 ↕
Houston Pilots B - 11/12	15 22 ↕	15 22 ↕	15 22 ↕	14 21 ↕	14 21 ↕	13 21 ↕	13 20 ↕	13 20 ↕	13 20 ↕	13 18 ↕	13 18 ↕	13 18 ↕	13 18 ↕	14 20 ↕	14 20 ↕	14 21 ↕	14 21 ↕	14 21 ↕	14 22 ↕	14 22 ↕	14 21 ↕	14 20 ↕	13 20 ↕	13 20 ↕	13 20 ↕
Houston Pilots A - 1 & 2 Bravo	16 24 ↕	16 24 ↕	16 24 ↕	16 23 ↕	15 23 ↕	15 23 ↕	15 22 ↕	14 21 ↕	14 21 ↕	14 20 ↕	13 20 ↕	13 20 ↕	13 20 ↕	13 20 ↕	13 20 ↕	13 21 ↕	13 20 ↕	13 20 ↕	13 20 ↕	13 21 ↕	13 20 ↕	14 21 ↕	14 20 ↕	14 21 ↕	14 21 ↕

**NOTE: This is automated data that may/may not agree with the official BAM thinking that's found on the daily slides. This data should be used as a guide only.**

# Houston Pilots: MON. 04/13/2026



## Forecast Discussion

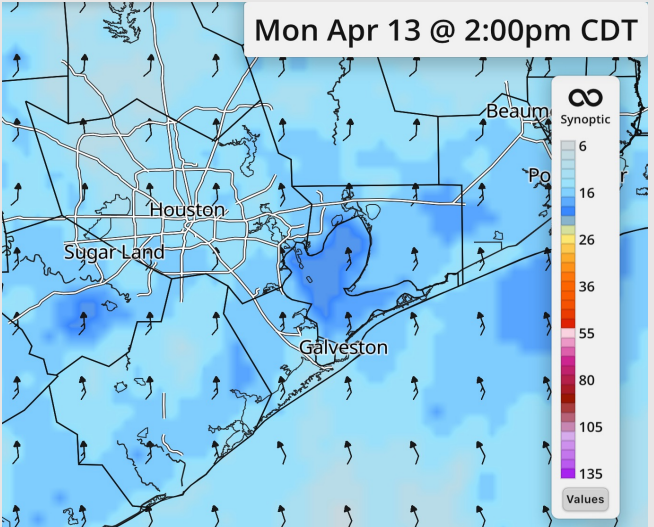
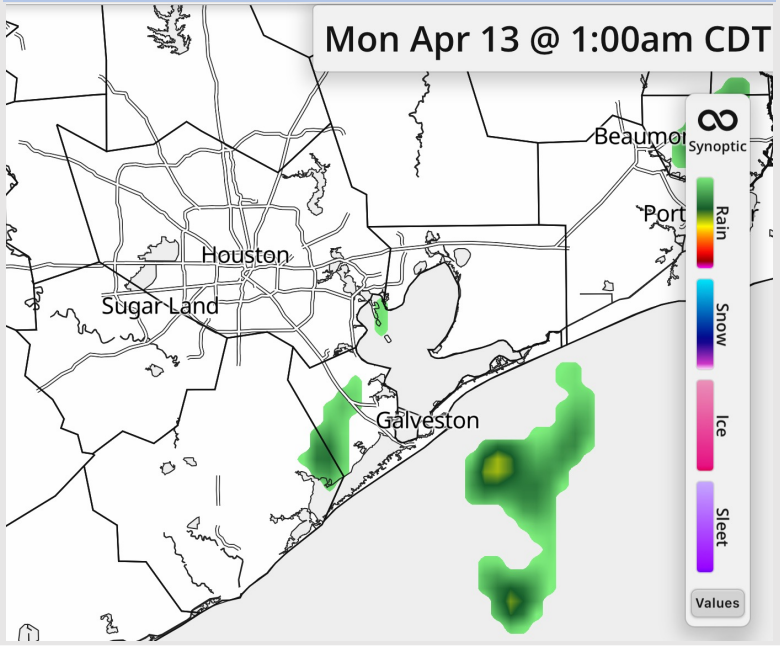
**Precip:** Hit/miss showers through 7AM, then isolated showers until 4 PM.

**Wind:** Winds out of the S/SE throughout the day. **N of Morgan's Point:** Winds of 3 – 8 kts through 8AM before increasing to 6 – 11 kts. **S of Morgan's Point:** Winds of 15 – 20 kts through 8AM, falling to 8 – 13 kts. **Gusts up to 25 kts through 7PM.**

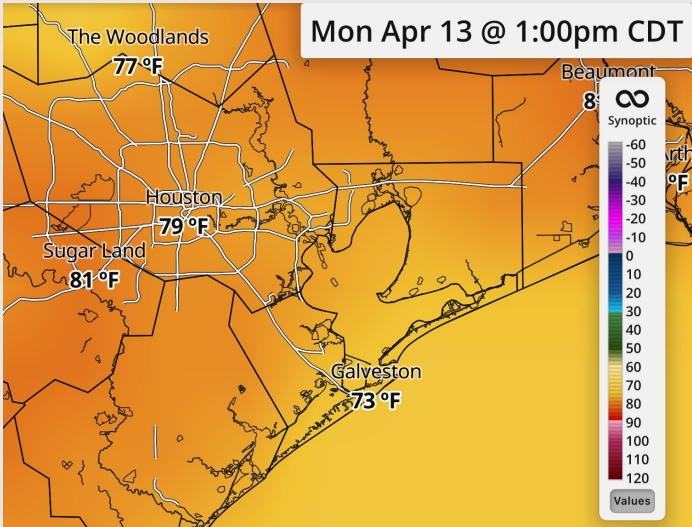
**High Temps:** **N of Morgan's Point:** Low 80s F. **S of Morgan's Point:** Upper 70s F.

**Visibility:** No visibility concerns for today.

## Precip Image: 1 AM CT



**Wind Speed:**  
2 PM CT



**High Temps Today**

# Houston Pilots: TUE. 04/14/2026

## Forecast Discussion

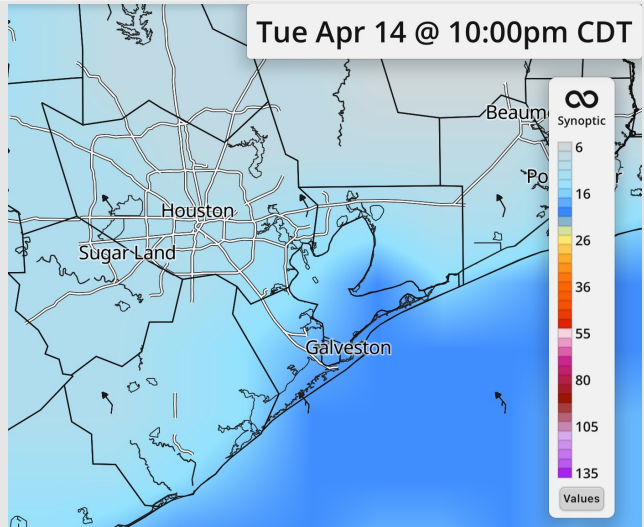
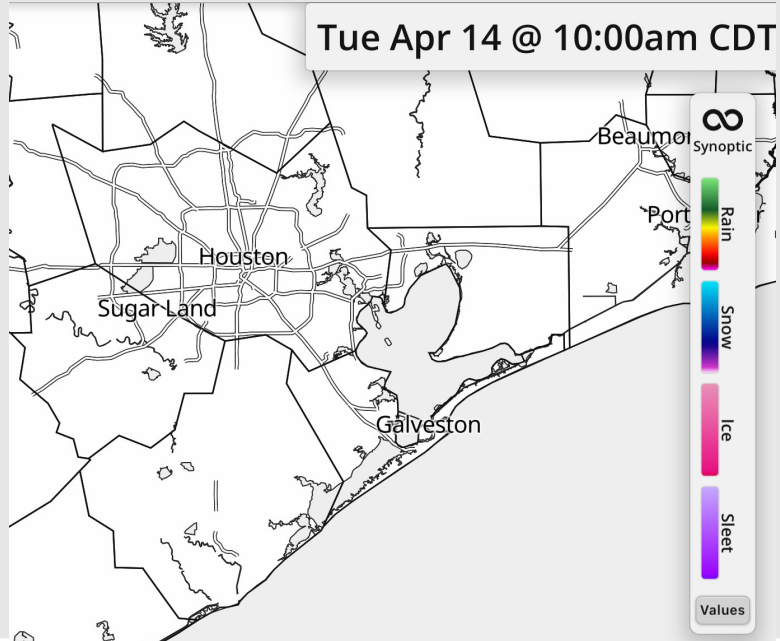
**Precip:** Dry conditions favored for Tuesday.

**Wind:** Winds out of the SE for the entire day. **N of Morgan's Point:** Winds of 5 – 10 kts. **S of Morgan's Point:** Winds of 7 – 12 kts through 7 PM before increasing to 15 – 20 kts. **Gusts of 20 - 25 kts possible after 10 AM.**

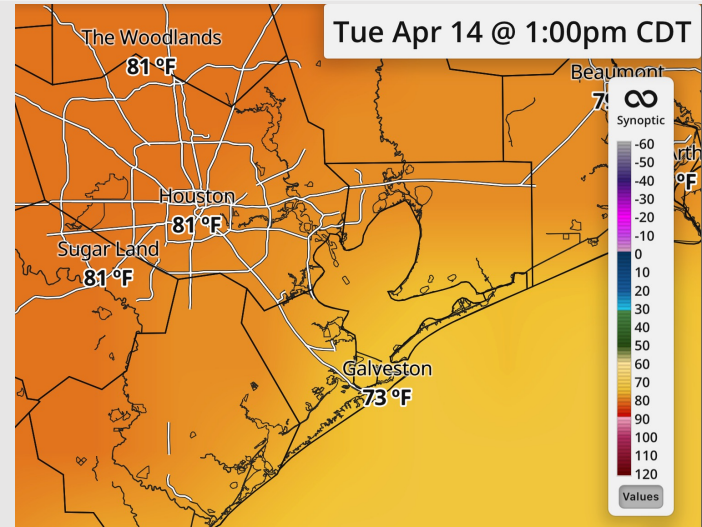
**High Temps:** **N of Morgan's Point:** Mid 80s F. **S of Morgan's Point:** Upper 70s F.

**Visibility:** No visibility concerns for Tuesday.

## Precip Image: 10 AM CT



**Wind Speed:**  
10 PM CT



**High Temps**  
Tuesday

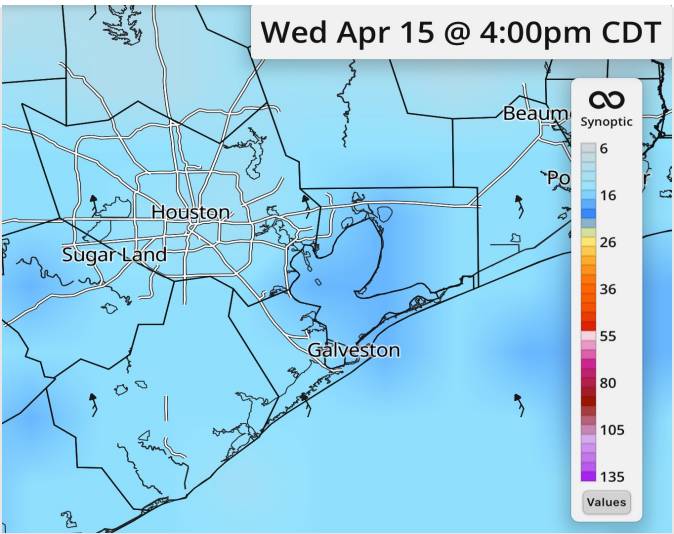
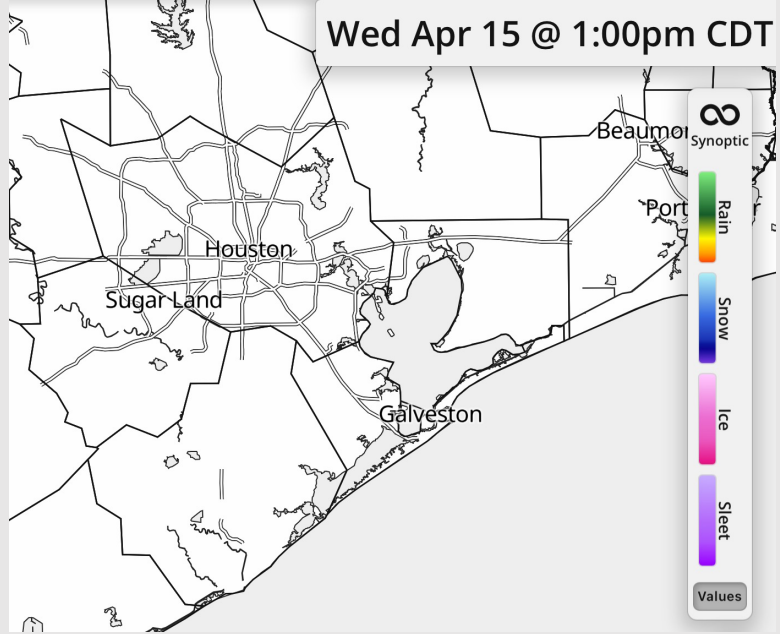
# Houston Pilots: WED. 04/15/2026



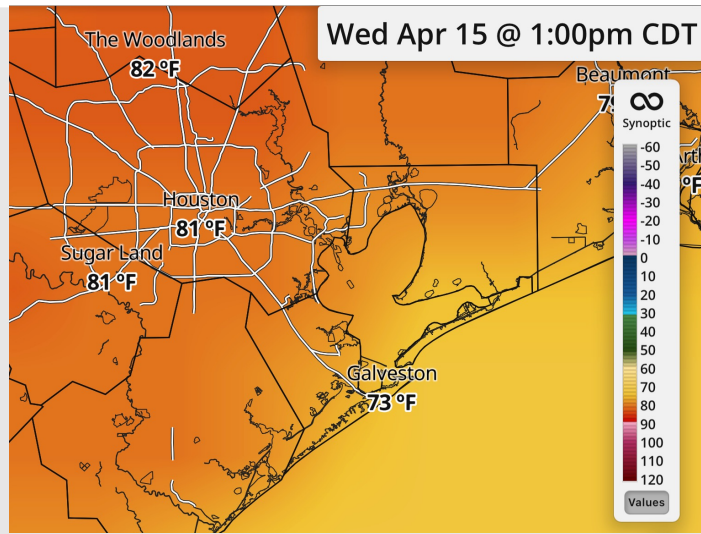
## Forecast Discussion

- Precip:** Favoring dry conditions for Wednesday.
- Wind:** Winds out of the SE for the entire day. **N of Morgan's Point:** Winds of 3 – 8 kts. **S of Morgan's Point:** Winds of 12 – 17 kts. **Gusts up to 25 kts expected throughout the day S of Morgan's Point.**
- High Temps:** **N of Morgan's Point:** Low 80s F. **S of Morgan's Point:** High 70s F.
- Visibility:** No visibility concerns for Wednesday.

## Precip Image: 1 PM CT



Wind Speed:  
4 PM CT

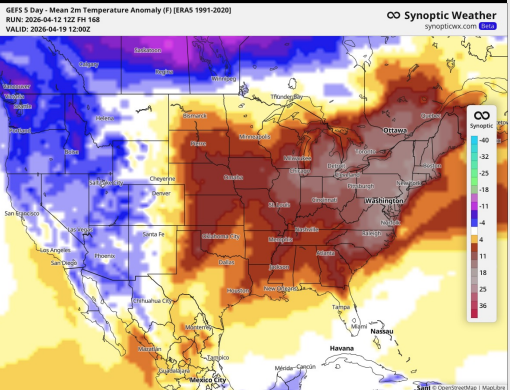


High Temps  
Wednesday

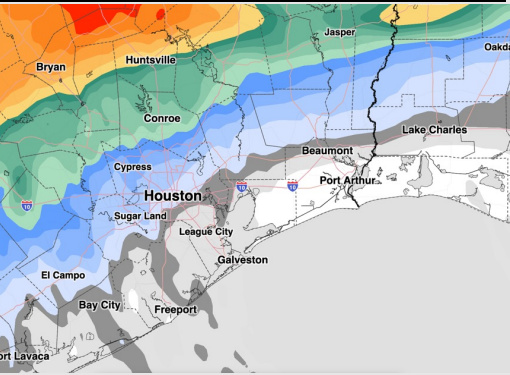
# Houston Pilots: 04/13/2026



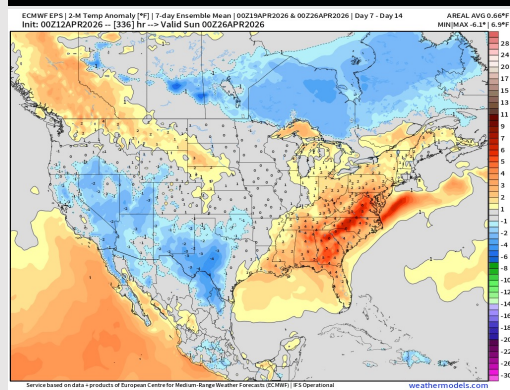
## Next 7 Day Temperature Departure



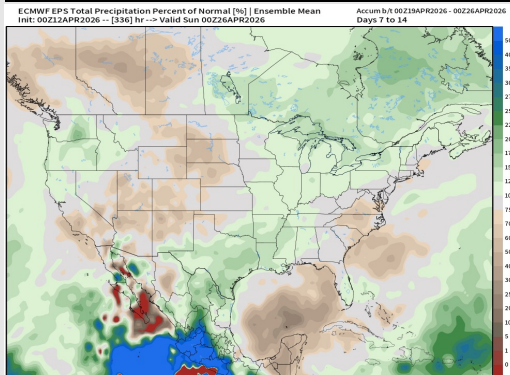
## Next 7 Day Total Precipitation



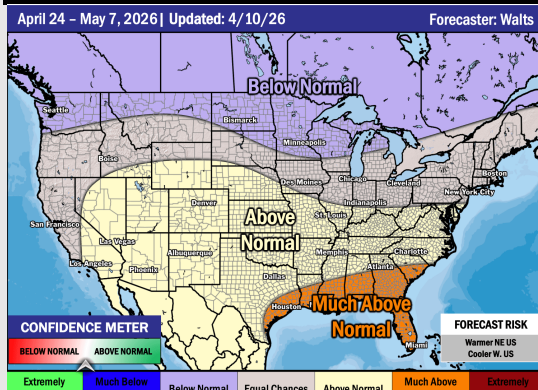
## 8-14 Day Temperature Departure



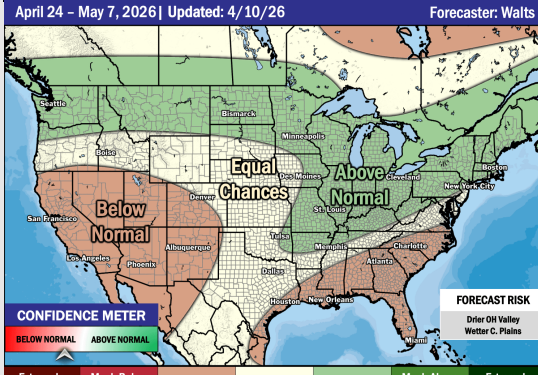
## 8-14 Day % of Average Precip.



## 15-30 Day Temperature Departure



## 15-30 Day % of Average Precip.



- Above normal temps are favored over the next 7 days, with scattered storm chances through the week.
- Above normal temperatures and above normal rain chances in the Week 2 period.
- Above normal temperatures and below normal rainfall expected for the last week of April into the first week of May.