

Houston Pilots Forecast Package



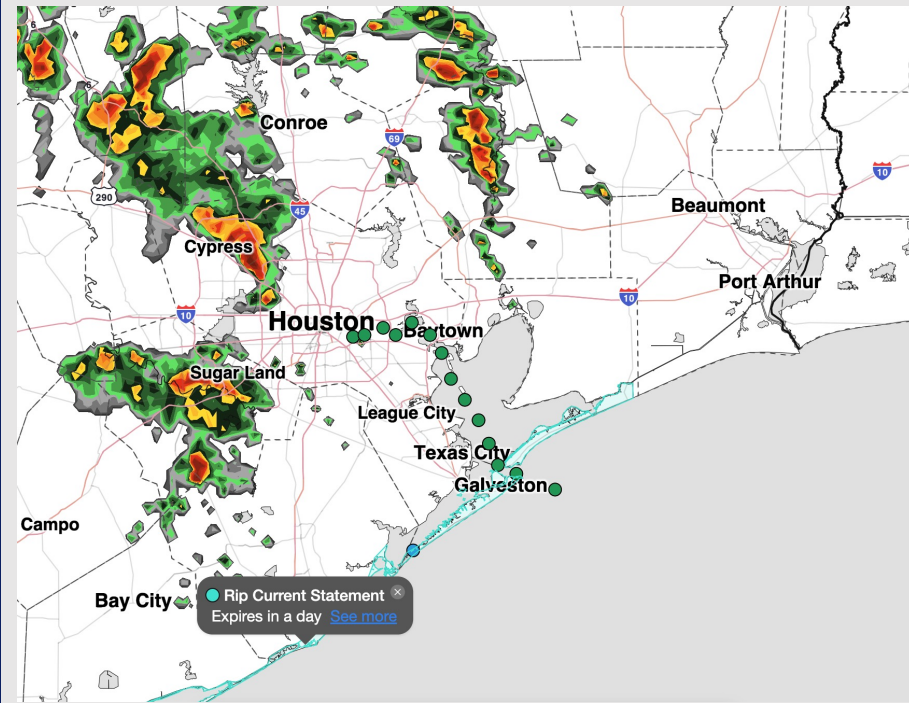
Updated: 2:15 PM CT

Saturday, April 11, 2026

Forecaster: Sam Lang

Weather Headlines

- A few scattered showers/storms through MON AM. No severe risks expected.
- Gusts of up to 20-25 kts possible over the next 72 hours.
- No fog concerns over the next 72 hours.



Current Radar: 2:10 PM CT

As always, please do not hesitate to reach out to us with any forecast questions at [\(317\)-560-8122](tel:317-560-8122). Press 1 for forecast questions.



You can also access real-time forecast updates and 24/7 meteorological chat assistance on your [Clarity](#) app.

Houston Pilots Tropical Update



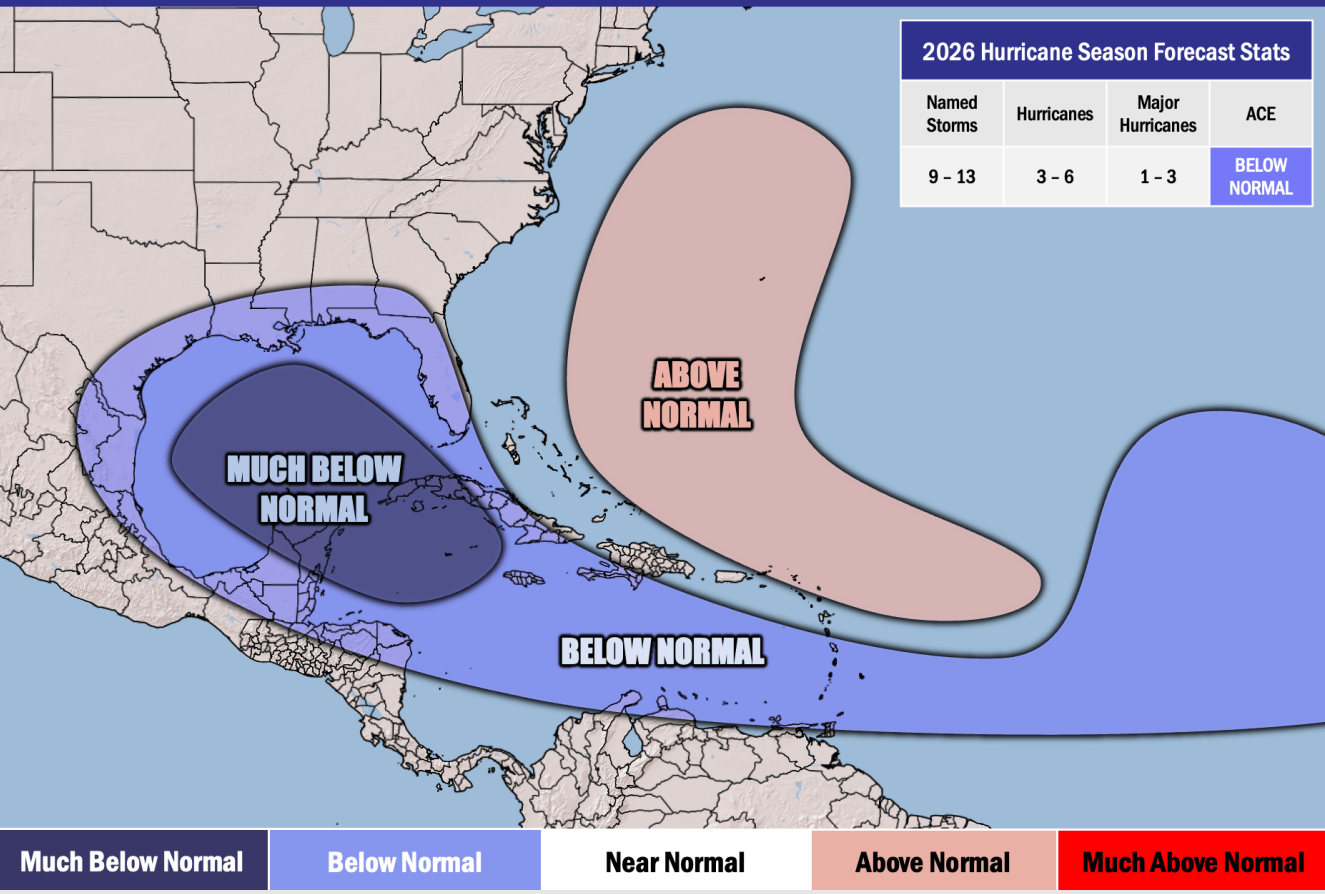
Seasonal Hurricane Outlook

2026 Hurricane Season Outlook



Updated: 4/9/26

Forecaster: Waits



Graphic to the left represents our favored seasonal outlook for the 2026 Hurricane Season. Conditions expected to be less favorable for tropical development within the Gulf this season.

No notable tropical development is expected over the next 7 days.

Houston Pilots Visibility Chart (miles)



Forecast Confidence



Visibility	Sat 4 pm	Sat 5 pm	Sat 6 pm	Sat 7 pm	Sat 8 pm	Sat 9 pm	Sat 10 pm	Sat 11 pm	Sun 12 am	Sun 1 am	Sun 2 am	Sun 3 am	Sun 4 am	Sun 5 am	Sun 6 am	Sun 7 am	Sun 8 am	Sun 9 am	Sun 10 am	Sun 11 am	Sun 12 pm	Sun 1 pm	Sun 2 pm	Sun 3 pm	
Houston Pilots N - 610 Bridge	10	10	10	10	10	10	10	10	10	10	10	10	10	10	10	10	10	10	6.9	7.9	10	10	10	10	10
Houston Pilots M - Kinder 1	10	10	10	10	10	10	10	10	10	10	10	10	10	10	10	10	10	10	6.9	7.9	10	10	10	10	10
Houston Pilots L - Greens Bayou	10	10	10	10	10	10	10	10	10	10	10	10	10	10	10	10	10	10	6.9	7.9	10	10	10	10	10
Houston Pilots K - Shell Crude	10	10	10	10	10	10	10	10	10	10	10	10	10	10	10	10	10	10	6.9	7.9	10	10	10	10	10
Houston Pilots J - Lynchburg Ferries	10	10	10	10	10	10	10	10	10	10	10	10	10	10	10	10	10	10	6.9	7.9	10	10	10	10	10
Houston Pilots I - Exxon 3	10	10	10	10	10	10	10	10	10	10	10	10	10	10	10	10	10	10	6.9	7.9	10	10	10	10	10
Houston Pilots H - Morgans Point	10	10	10	10	10	10	10	10	10	10	10	10	10	10	10	10	9	5.9	6.9	10	10	10	10	10	10
Houston Pilots G - 75/76	7.9	7.9	7.9	10	9	9	7.9	7.9	7.9	6.9	6.9	6.9	6.9	6.9	6.9	6.9	6.9	5.9	3.9	4.9	4.9	5.9	5.9	10	10
Houston Pilots F - 63/64	7.9	7.9	7.9	10	9	6.9	7.9	7.9	7.9	6.9	6.9	6.9	6.9	6.9	6.9	6.9	6.9	5.9	3.9	4.9	4.9	5.9	4.9	10	10
Houston Pilots E - 51/52	6.9	6.9	6.9	7.9	6.9	6.9	6.9	6.9	6.9	6.9	6.9	6.9	6.9	6.9	6.9	5.9	4.9	3.9	3.9	4.9	4.9	4.9	10	10	
Houston Pilots D - 37/38	6.9	6.9	6.9	7.9	6.9	6.9	6.9	6.9	6.9	6.9	6.9	6.9	6.9	6.9	6.9	5.9	4.9	3.9	3.9	4.9	4.9	4.9	10	10	
Houston Pilots C - 25/26	6.9	6.9	6.9	6.9	6.9	6.9	6.9	6.9	6.9	6.9	6.9	6.9	6.9	6.9	6.9	5.9	4.9	3.9	3.9	4.9	4.9	4.9	9	9	
Houston Pilots B - 11/12	6.9	6.9	6.9	6.9	6.9	5.9	6.9	6.9	6.9	6.9	6.9	5.9	6.9	6.9	6.9	5.9	4.9	3.9	3.9	4.9	4.9	3.9	9	9	
Houston Pilots A - 1 & 2 Bravo	5.9	5.9	5.9	6.9	5.9	5.9	6.9	6.9	6.9	5.9	5.9	5.9	5.9	5.9	5.9	5.9	4.9	2.9	3.9	3.9	3.9	3.9	9	9	

NOTE: This is automated data that may/may not agree with the official B.A.M. thinking that's found on the daily slides or special visibility report slides. This data should be used as a guide only

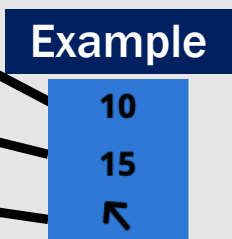
Houston Pilots Wind Chart



Forecast Confidence



Sustained Wind 10 Knots
Gusts 15 Knots
Wind from the SE



Wind	Sat 4 pm	Sat 5 pm	Sat 6 pm	Sat 7 pm	Sat 8 pm	Sat 9 pm	Sat 10 pm	Sat 11 pm	Sun 12 am	Sun 1 am	Sun 2 am	Sun 3 am	Sun 4 am	Sun 5 am	Sun 6 am	Sun 7 am	Sun 8 am	Sun 9 am	Sun 10 am	Sun 11 am	Sun 12 pm	Sun 1 pm	Sun 2 pm	Sun 3 pm
Houston Pilots N - 610 Bridge	13 24 ↙	13 25 ↙	14 26 ↙	14 26 ↙	13 25 ↙	13 24 ↙	13 23 ↙	12 22 ↙	12 22 ↙	10 22 ↙	10 21 ↙	10 21 ↙	10 20 ↙	9 20 ↙	9 20 ↙	9 18 ↙	8 17 ↙	10 20 ↙	10 21 ↙	13 23 ↙	13 25 ↙	14 26 ↙	14 26 ↙	14 28 ↙
Houston Pilots M - Kinder 1	13 24 ↙	13 25 ↙	14 25 ↙	14 26 ↙	13 25 ↙	13 24 ↙	13 23 ↙	12 22 ↙	12 22 ↙	10 22 ↙	10 21 ↙	10 21 ↙	10 20 ↙	9 20 ↙	9 20 ↙	9 18 ↙	8 17 ↙	10 20 ↙	10 21 ↙	13 23 ↙	13 25 ↙	14 26 ↙	14 26 ↙	14 26 ↙
Houston Pilots L - Greens Bayou	13 24 ↙	13 24 ↙	14 25 ↙	14 25 ↙	13 24 ↙	13 23 ↙	13 23 ↙	12 22 ↙	12 22 ↙	10 21 ↙	10 21 ↙	10 21 ↙	10 20 ↙	9 20 ↙	9 20 ↙	9 18 ↙	8 18 ↙	10 20 ↙	10 21 ↙	13 23 ↙	14 25 ↙	15 25 ↙	14 26 ↙	15 26 ↙
Houston Pilots K - Shell Crude	13 24 ↙	14 25 ↙	14 25 ↙	14 25 ↙	13 24 ↙	13 24 ↙	13 23 ↙	12 22 ↙	12 22 ↙	10 22 ↙	10 21 ↙	10 21 ↙	10 21 ↙	10 20 ↙	10 20 ↙	9 20 ↙	9 18 ↙	10 20 ↙	10 21 ↙	13 23 ↙	14 25 ↙	15 25 ↙	15 26 ↙	15 26 ↙
Houston Pilots J - Lynchburg Ferries	14 24 ↙	14 24 ↙	15 25 ↙	14 25 ↙	13 24 ↙	13 24 ↙	13 23 ↙	12 22 ↙	12 22 ↙	10 21 ↙	10 21 ↙	10 21 ↙	10 20 ↙	10 20 ↙	9 20 ↙	9 18 ↙	8 17 ↙	10 20 ↙	10 21 ↙	13 23 ↙	14 25 ↙	15 26 ↙	15 26 ↙	15 28 ↙
Houston Pilots I - Exxon 3	15 24 ↙	15 25 ↙	16 25 ↙	17 25 ↙	16 24 ↙	16 24 ↙	16 24 ↙	15 23 ↙	15 24 ↙	15 23 ↙	15 22 ↙	15 22 ↙	15 22 ↙	14 22 ↙	14 21 ↙	13 21 ↙	13 20 ↙	13 21 ↙	14 22 ↙	15 23 ↙	15 25 ↙	16 26 ↙	16 26 ↙	17 28 ↙
Houston Pilots H - Morgans Point	15 25 ↙	16 25 ↙	16 26 ↙	17 26 ↙	16 25 ↙	16 25 ↙	16 25 ↙	16 24 ↙	16 24 ↙	15 24 ↙	15 23 ↙	15 23 ↙	15 23 ↙	15 22 ↙	14 22 ↙	14 21 ↙	13 20 ↙	14 21 ↙	14 22 ↙	15 23 ↙	15 25 ↙	16 26 ↙	16 26 ↙	17 28 ↙
Houston Pilots G - 75/76	17 28 ↙	17 28 ↙	18 28 ↙	18 29 ↙	17 26 ↙	18 26 ↙	18 28 ↙	18 28 ↙	18 28 ↙	17 26 ↙	17 25 ↙	17 25 ↙	17 25 ↙	17 25 ↙	17 25 ↙	16 24 ↙	15 23 ↙	16 24 ↙	16 24 ↙	16 24 ↙	16 25 ↙	17 26 ↙	17 26 ↙	17 28 ↙
Houston Pilots F - 63/64	17 26 ↙	17 28 ↙	17 28 ↙	17 28 ↙	17 26 ↙	18 26 ↙	18 28 ↙	18 28 ↙	18 28 ↙	18 26 ↙	18 25 ↙	18 25 ↙	18 25 ↙	17 25 ↙	17 25 ↙	17 24 ↙	16 23 ↙	16 24 ↙	16 24 ↙	17 25 ↙	17 26 ↙	17 26 ↙	17 26 ↙	17 28 ↙
Houston Pilots E - 51/52	17 26 ↙	17 26 ↙	17 26 ↙	17 28 ↙	17 25 ↙	18 26 ↙	20 28 ↙	20 28 ↙	20 28 ↙	18 26 ↙	17 26 ↙	17 25 ↙	17 25 ↙	17 25 ↙	17 25 ↙	17 24 ↙	16 23 ↙	17 24 ↙	17 24 ↙	17 25 ↙	17 26 ↙	17 26 ↙	17 26 ↙	17 26 ↙
Houston Pilots D - 37/38	17 26 ↙	17 26 ↙	17 26 ↙	17 26 ↙	18 26 ↙	18 26 ↙	20 28 ↙	20 28 ↙	18 26 ↙	18 26 ↙	17 25 ↙	17 25 ↙	17 25 ↙	17 25 ↙	17 25 ↙	17 24 ↙	16 23 ↙	16 24 ↙	16 24 ↙	16 24 ↙	16 25 ↙	16 25 ↙	16 25 ↙	17 26 ↙
Houston Pilots C - 25/26	17 25 ↙	17 25 ↙	17 25 ↙	17 26 ↙	17 25 ↙	17 26 ↙	18 26 ↙	18 26 ↙	18 26 ↙	17 26 ↙	17 25 ↙	17 25 ↙	17 25 ↙	17 25 ↙	17 24 ↙	16 24 ↙	15 23 ↙	16 23 ↙	16 24 ↙	16 24 ↙	16 24 ↙	16 24 ↙	16 25 ↙	16 26 ↙
Houston Pilots B - 11/12	16 24 ↙	16 24 ↙	17 24 ↙	17 24 ↙	17 24 ↙	17 25 ↙	17 24 ↙	17 24 ↙	17 24 ↙	16 24 ↙	15 23 ↙	16 23 ↙	15 23 ↙	15 23 ↙	15 23 ↙	15 22 ↙	15 22 ↙	15 22 ↙	15 22 ↙	15 23 ↙	15 23 ↙	15 24 ↙	15 24 ↙	16 24 ↙
Houston Pilots A - 1 & 2 Bravo	15 23 ↙	16 24 ↙	17 24 ↙	17 25 ↙	17 25 ↙	18 26 ↙	18 26 ↙	18 26 ↙	18 26 ↙	18 26 ↙	18 25 ↙	18 25 ↙	17 25 ↙	17 25 ↙	17 24 ↙	16 24 ↙	16 23 ↙	16 23 ↙	16 23 ↙	15 23 ↙	15 23 ↙	15 23 ↙	15 23 ↙	15 23 ↙

NOTE: This is automated data that may/may not agree with the official BAM thinking that's found on the daily slides. This data should be used as a guide only.

Houston Pilots: SAT. 04/11/2026



Forecast Discussion

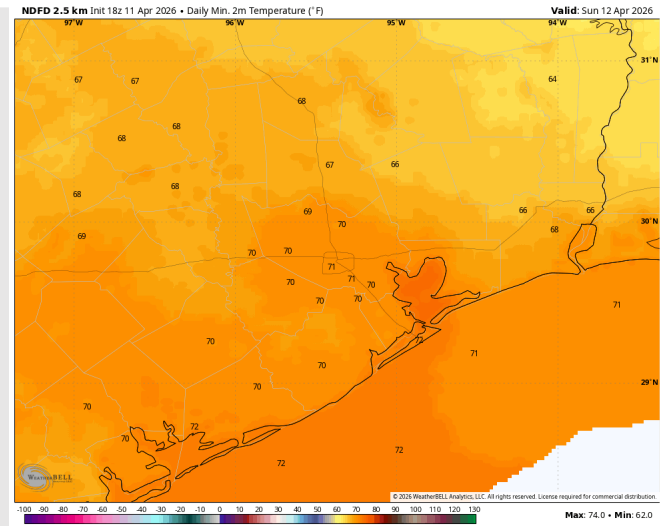
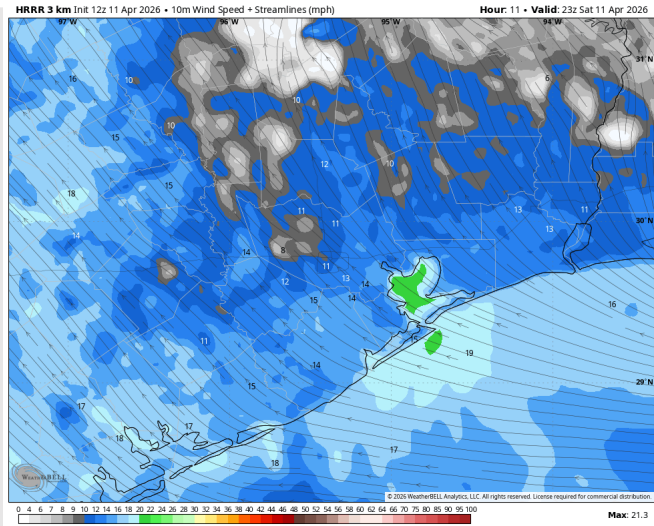
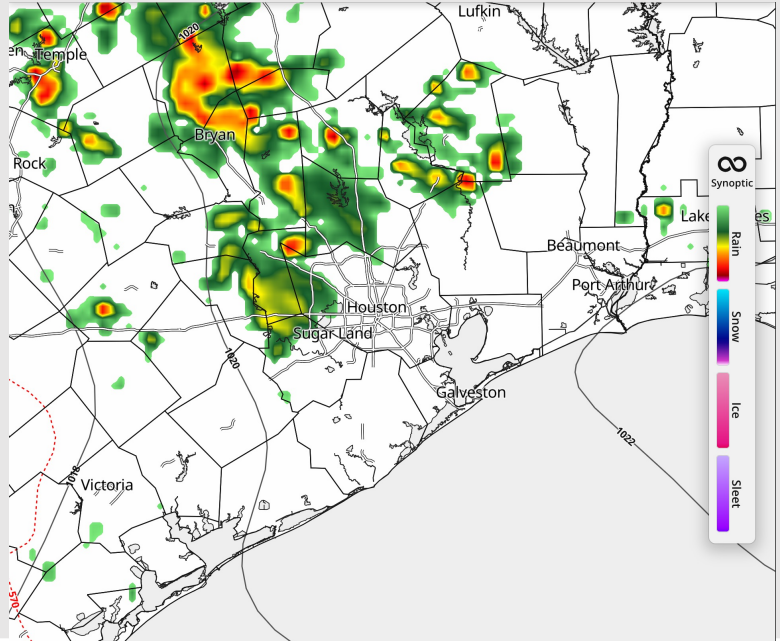
Precip: Scattered showers and storms expected through 7PM.

Wind: Winds out of the SE for the entire day. **N of Morgan's Point:** Winds of 8 – 13 kts. **S of Morgan's Point:** Winds of 15 – 20 kts. **Gusts up to 25 kts possible after 4PM.**

Low Temps: **N of Morgan's Point:** Low 70s F. **S of Morgan's Point:** Low 70s F.

Visibility: No visibility concerns for today.

Precip Image: 4 PM CT



Wind Speed:
6 PM CT

Low Temps
SUN AM

Houston Pilots: SUN. 04/12/2026

Forecast Discussion

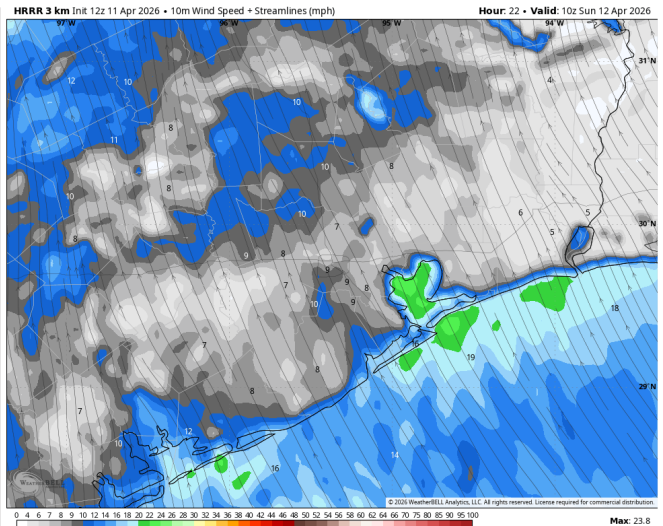
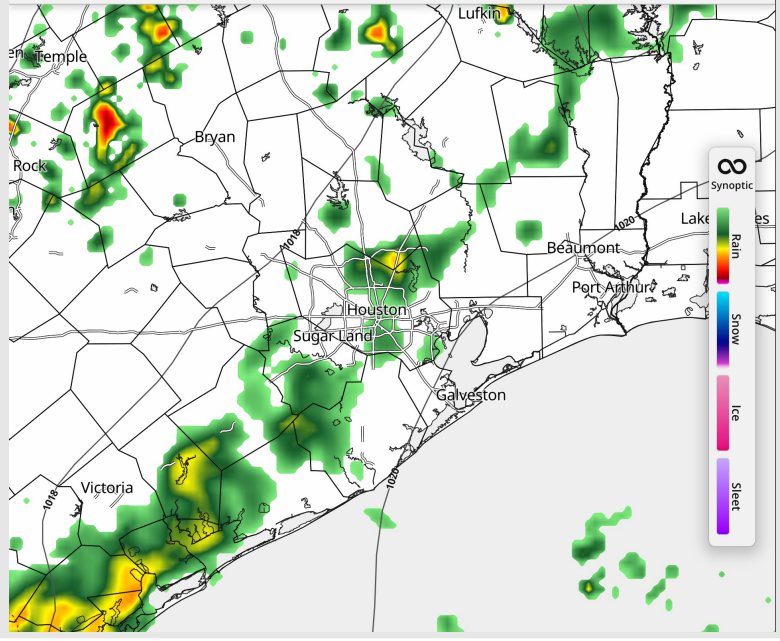
Precip: Scattered pockets of drizzle possible from 6AM – 7PM. More dry time than not is favored.

Wind: Winds out of the SE for the entire day. **N of Morgan's Point:** Winds of 5 – 10 kts through 11AM, increasing to 9 – 14 kts through 8PM before falling back to 5 – 10 kts. **S of Morgan's Point:** Winds of 14 – 19 kts. **Gusts up to 25 kts expected throughout the day.**


High Temps: **N of Morgan's Point:** Low 80s F. **S of Morgan's Point:** Mid 70s F.

Visibility: No visibility concerns for Sunday.

Precip Image: 5 PM CT



Wind Speed:
5 AM CT



High Temps
Sunday

Houston Pilots: MON. 04/13/2026

Forecast Discussion

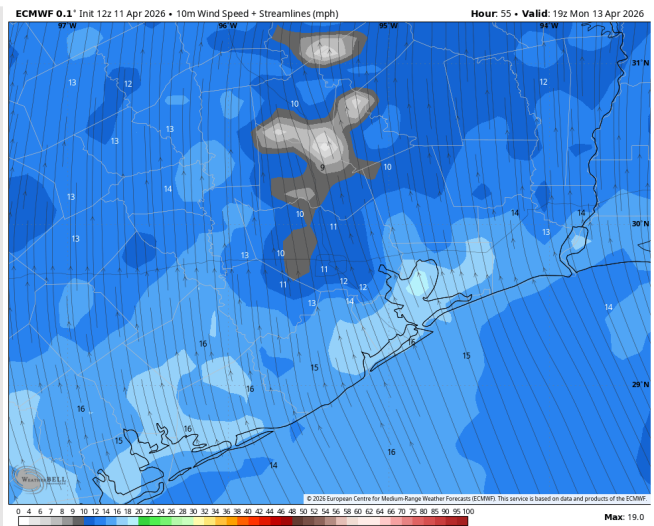
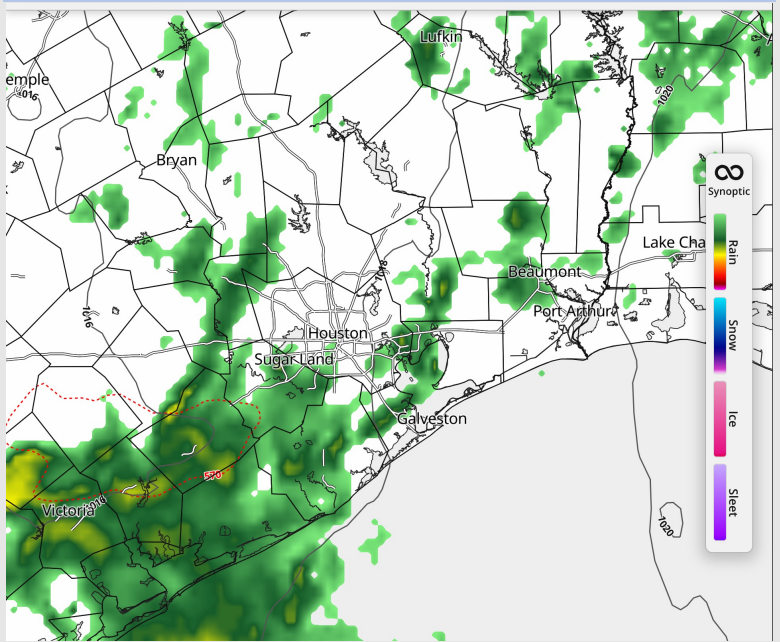
Precip: Scattered showers/storms through 7AM, then isolated showers until 4 PM.

Wind: Winds out of the SE for the rest of the evening. **N of Morgan's Point:** Winds of 3 – 8 kts through 8AM before increasing to 6 – 11 kts. **S of Morgan's Point:** Winds of 15 – 20 kts through 8AM, falling to 8 – 13 kts. **Gusts up to 25 kts through 7PM.**


High Temps: **N of Morgan's Point:** Low 80s F. **S of Morgan's Point:** Upper 70s F.

Visibility: No visibility concerns for Monday.

Precip Image: 5 AM CT

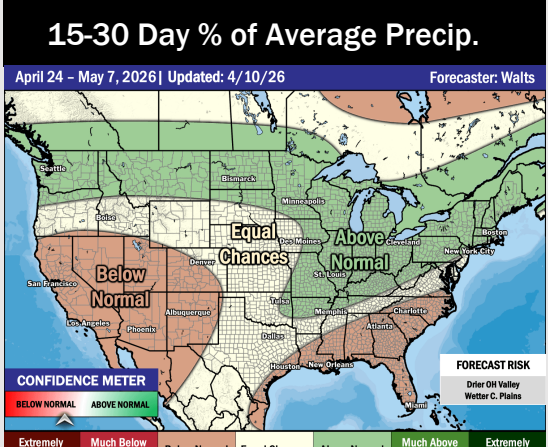
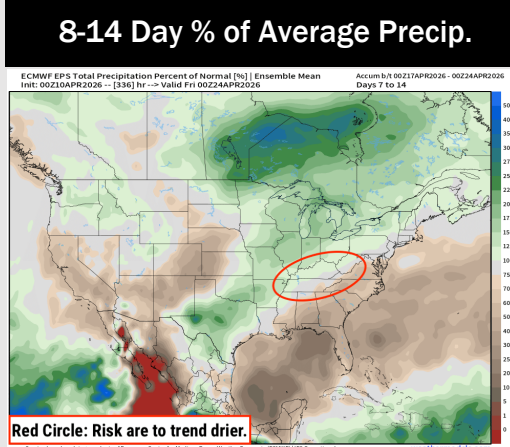
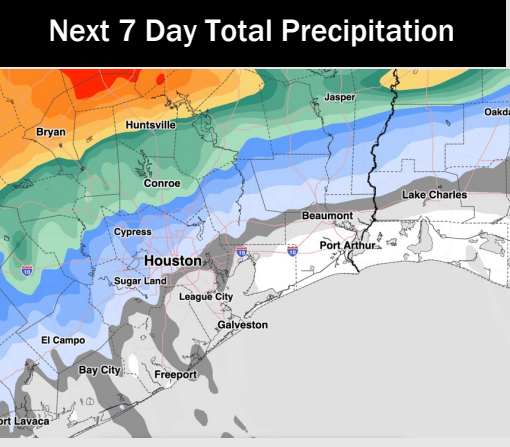
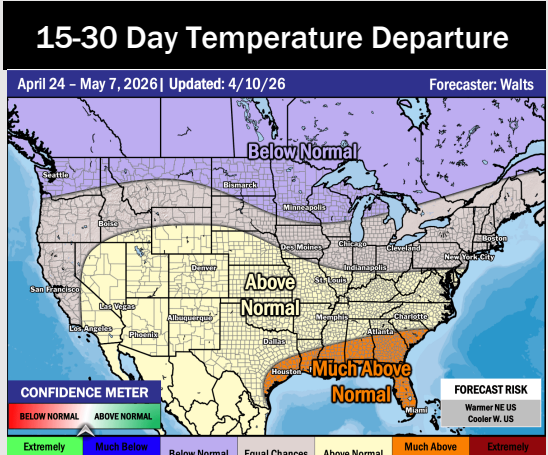
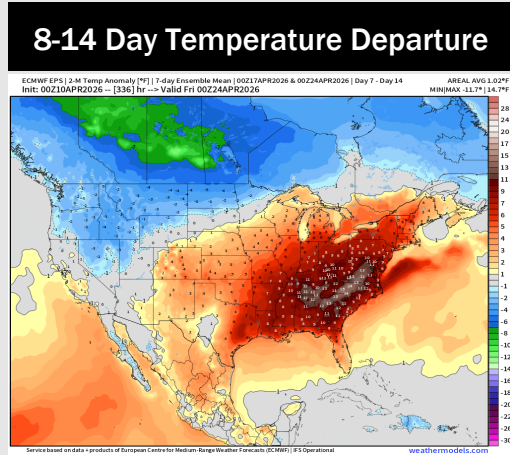
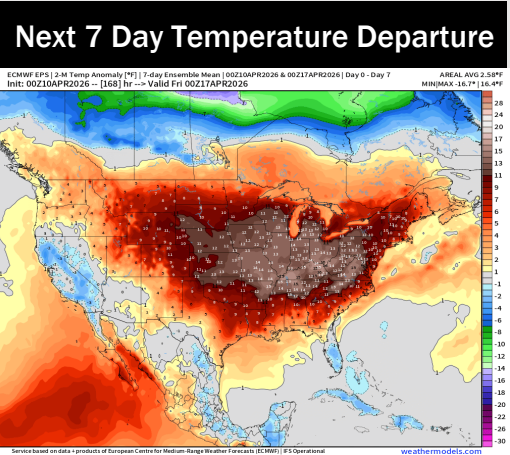


**Wind Speed:
2 PM CT**



**High Temps
Monday**

Houston Pilots: 04/11/2026



- Above normal temps are favored over the next 7 days, with scattered storm chances through the week.
- Above normal temperatures and near normal rain chances in the Week 2 period.
- Above normal temperatures and below normal rainfall expected for the last week of April into the first week of May.