

Houston Pilots Forecast Package

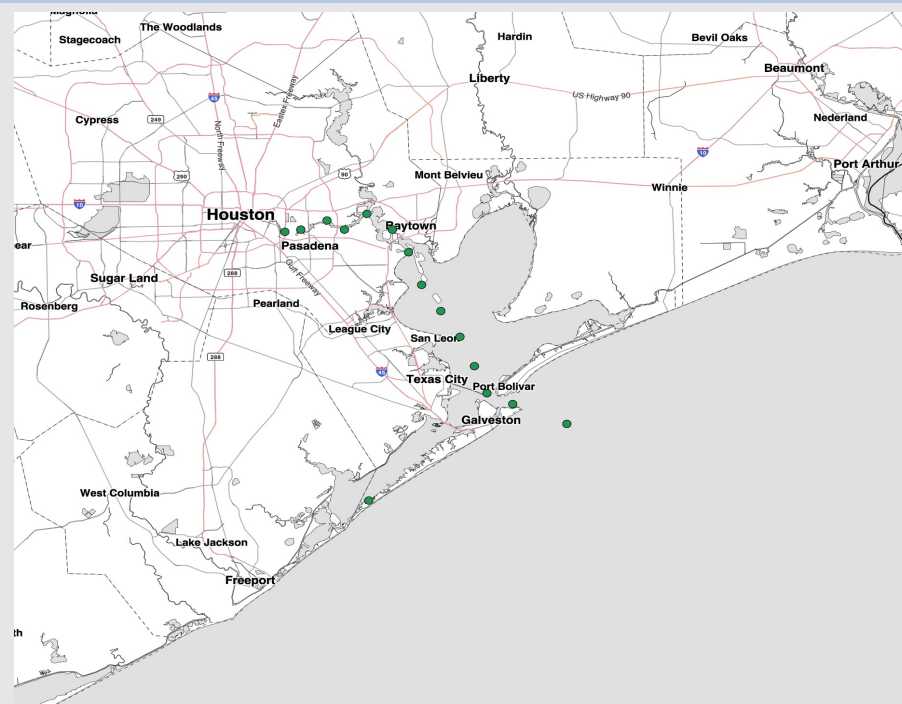


Updated: 1:30 PM CT
Tuesday, April 7, 2026

Forecaster: John Kemper

Weather Headlines

- Favoring dry conditions through early Wednesday.
- **Gusts of up to 20-25 kts possible WED into THU.**
- No fog concerns over the next 72 hours.



Current Radar: 1:20 PM CT

As always, please do not hesitate to reach out to us with any forecast questions at [\(317\)-560-8122](tel:317-560-8122). Press 1 for forecast questions.

You can also access real-time forecast updates and 24/7 meteorological chat assistance on your [Clarity](#) app.

Houston Pilots Visibility Chart (miles)



Forecast Confidence



Visibility	Tue 3 pm	Tue 4 pm	Tue 5 pm	Tue 6 pm	Tue 7 pm	Tue 8 pm	Tue 9 pm	Tue 10 pm	Tue 11 pm	Wed 12 am	Wed 1 am	Wed 2 am	Wed 3 am	Wed 4 am	Wed 5 am	Wed 6 am	Wed 7 am	Wed 8 am	Wed 9 am	Wed 10 am	Wed 11 am	Wed 12 pm	Wed 1 pm	Wed 2 pm
Houston Pilots N - 610 Bridge	10	10	10	10	10	10	10	10	10	10	10	10	10	10	10	10	10	10	10	10	10	10	10	10
Houston Pilots M - Kinder 1	10	10	10	10	10	10	10	10	10	10	10	10	10	10	10	10	10	10	10	10	10	10	10	10
Houston Pilots L - Greens Bayou	10	10	10	10	10	10	10	10	10	10	10	10	10	10	10	10	10	10	10	10	10	10	10	10
Houston Pilots K - Shell Crude	10	10	10	10	10	10	10	10	10	10	10	10	10	10	10	10	10	10	10	10	10	10	10	10
Houston Pilots J - Lynchburg Ferries	10	10	10	10	10	10	10	10	10	10	10	10	10	10	10	10	10	10	10	10	10	10	10	10
Houston Pilots I - Exxon 3	10	10	10	10	10	10	10	10	10	10	10	10	10	10	10	10	10	10	10	10	10	10	10	10
Houston Pilots H - Morgans Point	10	10	10	10	10	10	10	10	10	10	10	10	10	10	10	10	10	10	10	10	10	10	10	10
Houston Pilots G - 75/76	10	10	10	10	10	10	10	10	10	10	10	10	10	10	10	10	10	10	10	10	10	10	10	10
Houston Pilots F - 63/64	10	10	10	10	10	10	10	10	10	10	10	10	10	10	10	10	10	10	10	10	10	10	10	10
Houston Pilots E - 51/52	10	10	10	10	10	10	10	10	10	10	10	10	10	10	10	10	10	10	10	10	10	10	10	10
Houston Pilots D - 37/38	10	10	10	10	10	10	10	10	10	10	10	10	10	10	10	10	10	10	10	10	10	10	10	10
Houston Pilots C - 25/26	10	10	10	10	10	10	10	10	10	10	10	10	10	10	10	10	10	10	10	10	10	10	10	10
Houston Pilots B - 11/12	10	10	10	10	10	10	10	10	10	10	10	10	10	10	10	10	10	10	10	10	10	10	10	10
Houston Pilots A - 1 & 2 Bravo	10	10	10	10	10	10	10	10	10	10	9	9	10	10	10	10	10	10	7.9	9	10	9	10	10

NOTE: This is automated data that may/may not agree with the official B.A.M. thinking that's found on the daily slides or special visibility report slides. This data should be used as a guide only

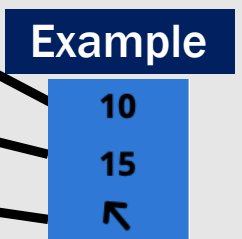
Houston Pilots Wind Chart



Forecast Confidence



Sustained Wind 10 Knots
Gusts 15 Knots
Wind from the SE



Wind	Tue 3 pm	Tue 4 pm	Tue 5 pm	Tue 6 pm	Tue 7 pm	Tue 8 pm	Tue 9 pm	Tue 10 pm	Tue 11 pm	Wed 12 am	Wed 1 am	Wed 2 am	Wed 3 am	Wed 4 am	Wed 5 am	Wed 6 am	Wed 7 am	Wed 8 am	Wed 9 am	Wed 10 am	Wed 11 am	Wed 12 pm	Wed 1 pm	Wed 2 pm
Houston Pilots N - 610 Bridge	8 ←	8 ←	8 ←	8 ←	8 ←	8 ←	8 ←	6 ←	6 ←	5 ←	3 ←	3 ←	2 ←	2 ←	3 ←	3 ←	3 ←	3 ←	3 ←	5 ←	6 ←	7 ←	8 ←	8 ←
Houston Pilots M - Kinder 1	8 ←	8 ←	8 ←	8 ←	8 ←	8 ←	8 ←	6 ←	6 ←	5 ←	3 ←	3 ←	3 ←	3 ←	3 ←	3 ←	3 ←	3 ←	3 ←	5 ←	6 ←	7 ←	8 ←	8 ←
Houston Pilots L - Greens Bayou	8 ←	8 ←	8 ←	8 ←	8 ←	8 ←	8 ←	6 ←	6 ←	5 ←	3 ←	3 ←	3 ←	3 ←	3 ←	3 ←	3 ←	3 ←	3 ←	5 ←	6 ←	7 ←	8 ←	8 ←
Houston Pilots K - Shell Crude	8 ←	8 ←	8 ←	8 ←	8 ←	8 ←	8 ←	6 ←	6 ←	5 ←	3 ←	3 ←	3 ←	3 ←	3 ←	3 ←	3 ←	3 ←	3 ←	5 ←	5 ←	6 ←	7 ←	8 ←
Houston Pilots J - Lynchburg Ferries	7 ←	8 ←	8 ←	8 ←	8 ←	8 ←	7 ←	6 ←	6 ←	5 ←	3 ←	3 ←	3 ←	3 ←	3 ←	3 ←	3 ←	3 ←	3 ←	5 ←	6 ←	7 ←	8 ←	8 ←
Houston Pilots I - Exxon 3	8 ←	9 ←	9 ←	10 ←	10 ←	10 ←	10 ←	9 ←	8 ←	7 ←	7 ←	6 ←	6 ←	6 ←	6 ←	6 ←	6 ←	6 ←	6 ←	6 ←	6 ←	7 ←	8 ←	8 ←
Houston Pilots H - Morgans Point	8 ←	9 ←	10 ←	10 ←	10 ←	10 ←	10 ←	9 ←	8 ←	8 ←	8 ←	7 ←	7 ←	6 ←	6 ←	6 ←	6 ←	6 ←	6 ←	7 ←	7 ←	8 ←	9 ←	10 ←
Houston Pilots G - 75/76	9 ←	10 ←	10 ←	12 ←	13 ←	13 ←	12 ←	10 ←	10 ←	10 ←	10 ←	9 ←	8 ←	8 ←	8 ←	8 ←	8 ←	8 ←	8 ←	8 ←	8 ←	8 ←	9 ←	10 ←
Houston Pilots F - 63/64	9 ←	10 ←	10 ←	12 ←	13 ←	13 ←	12 ←	12 ←	10 ←	10 ←	10 ←	10 ←	9 ←	9 ←	8 ←	8 ←	8 ←	8 ←	8 ←	8 ←	8 ←	9 ←	9 ←	10 ←
Houston Pilots E - 51/52	10 ←	10 ←	10 ←	12 ←	12 ←	13 ←	12 ←	12 ←	12 ←	10 ←	10 ←	10 ←	10 ←	10 ←	10 ←	9 ←	9 ←	9 ←	9 ←	9 ←	9 ←	9 ←	10 ←	10 ←
Houston Pilots D - 37/38	10 ←	10 ←	10 ←	12 ←	12 ←	12 ←	12 ←	12 ←	12 ←	12 ←	10 ←	10 ←	10 ←	10 ←	10 ←	10 ←	10 ←	10 ←	9 ←	9 ←	9 ←	10 ←	10 ←	10 ←
Houston Pilots C - 25/26	10 ←	10 ←	10 ←	12 ←	12 ←	12 ←	12 ←	12 ←	12 ←	10 ←	10 ←	10 ←	10 ←	10 ←	10 ←	10 ←	10 ←	10 ←	9 ←	9 ←	9 ←	10 ←	10 ←	10 ←
Houston Pilots B - 11/12	10 ←	10 ←	10 ←	10 ←	10 ←	10 ←	10 ←	10 ←	10 ←	10 ←	10 ←	10 ←	10 ←	10 ←	10 ←	10 ←	10 ←	9 ←	9 ←	9 ←	9 ←	10 ←	10 ←	10 ←
Houston Pilots A - 1 & 2 Bravo	10 ←	10 ←	10 ←	12 ←	12 ←	13 ←	13 ←	13 ←	13 ←	13 ←	13 ←	13 ←	13 ←	13 ←	13 ←	12 ←	12 ←	10 ←	10 ←	10 ←	10 ←	10 ←	10 ←	10 ←

NOTE: This is automated data that may/may not agree with the official BAM thinking that's found on the daily slides. This data should be used as a guide only.

Houston Pilots: TUE. 04/07/2026



Forecast Discussion

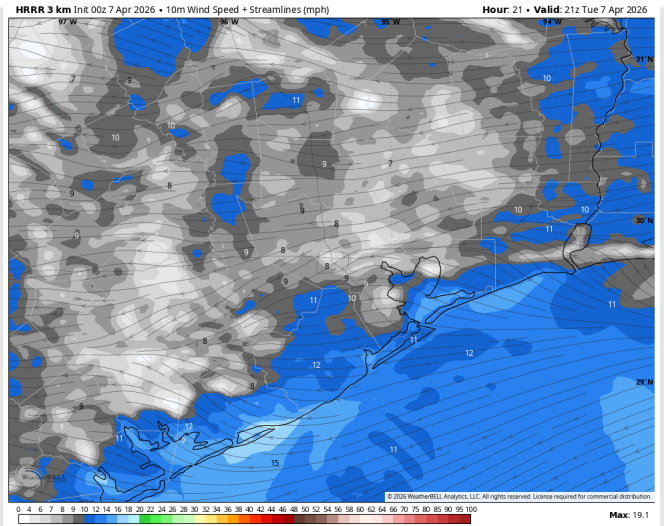
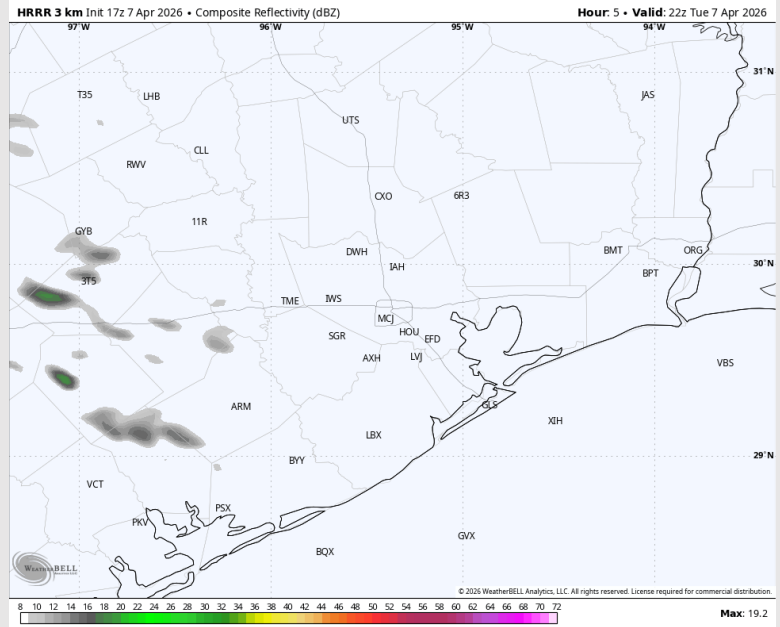
Precip: Favoring dry conditions for today.

Wind: Winds out of the E through the afternoon before shifting out of the ESE after 5PM. **N of Morgan's Point:** Winds of 3 – 8 kts. **S of Morgan's Point:** Winds of 5 – 10 kts.

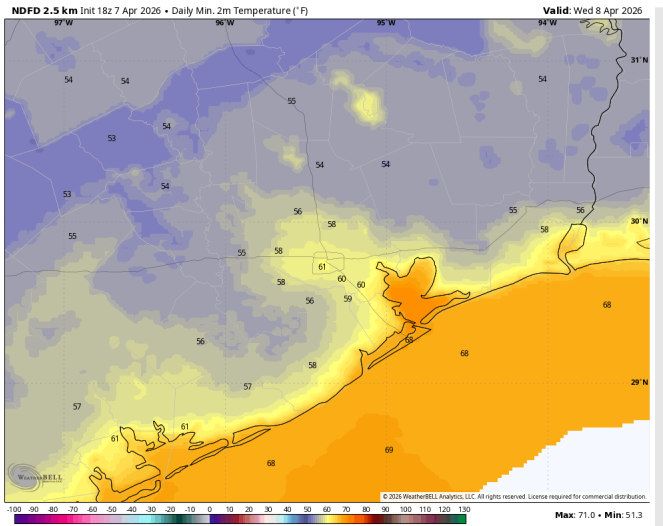
Low Temps: **N of Morgan's Point:** Low 60s F. **S of Morgan's Point:** Upper 60s F.

Visibility: No visibility concerns for today.

Precip Image: 5 PM CT



**Wind Speed:
4 PM CT**



**Low Temps
WED AM**

Forecast Discussion

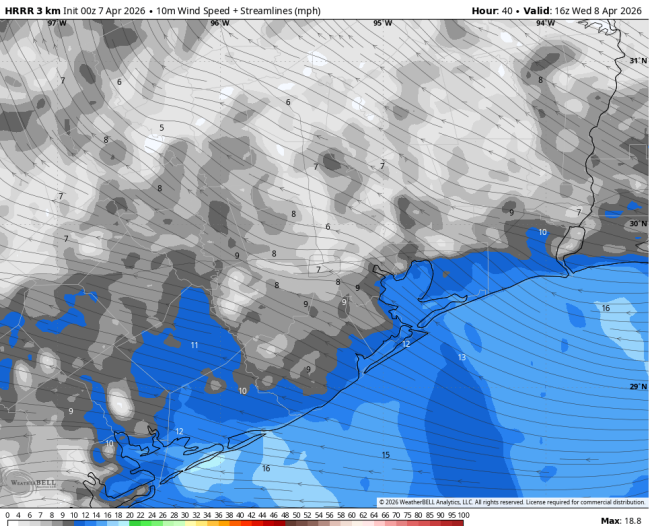
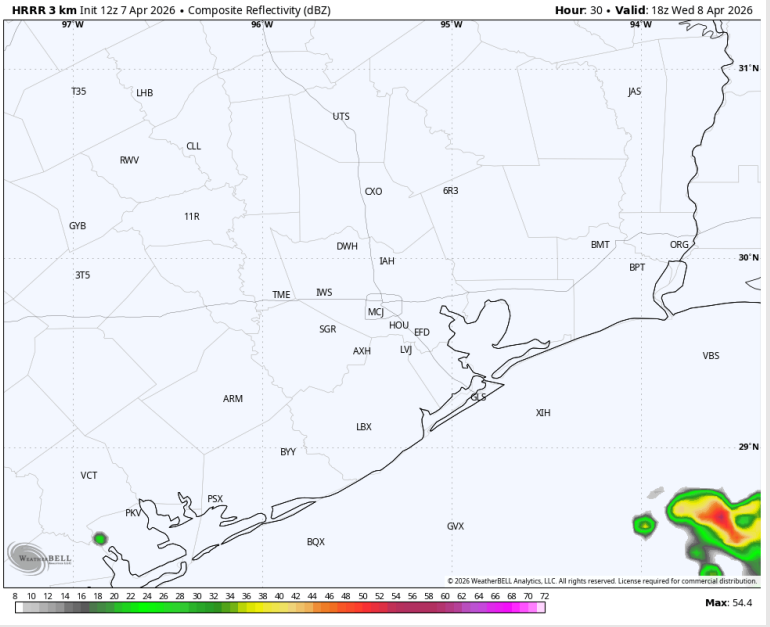
Precip: A few AM showers will be possible from 3AM – 9AM for all stations, but we are no longer favoring downpours.

Wind: Winds out of the ESE through the 9AM before shifting to out of the SE. **N of Morgan's Point:** Winds of 4 – 9 kts for the entire day. **S of Morgan's Point:** Winds of 7 – 12 kts through 7 PM, increasing to 11 – 16 kts after that time. **Gusts of 20 kts possible after 7 PM.**

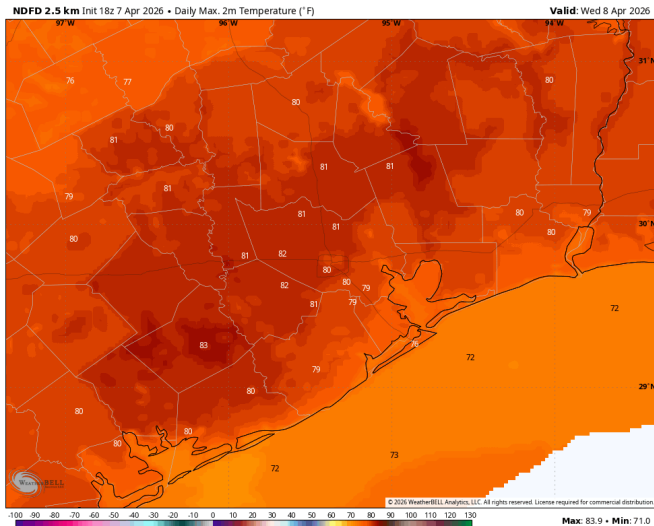
High Temps: **N of Morgan's Point:** High 70s F. **S of Morgan's Point:** Low to Mid 70s F.

Visibility: No visibility concerns for Wednesday.

Precip Image: 1 PM CT



Wind Speed:
11 AM CT



High Temps
Wednesday

Houston Pilots: THU. 04/09/2026



Forecast Discussion

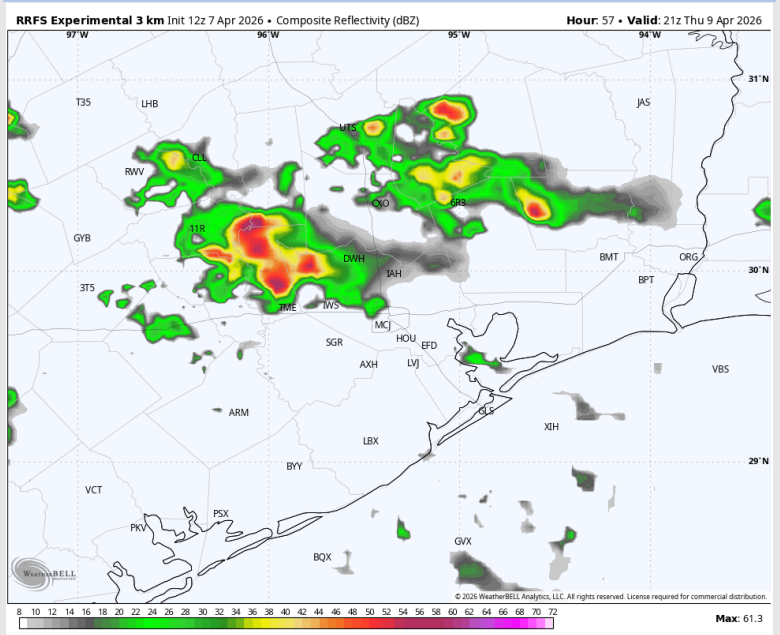
Precip: A few pockets of isolated drizzle will be in play through 9AM. Dry time will be favored through 2PM before scattered downpours/few storms develop (primarily N of Morgan's Point).

Wind: Winds out of the SE / ESE through the evening. **N of Morgan's Point:** Winds of 5 - 10 kts. **S of Morgan's Point:** Winds of 5-10 kts through 12PM, becoming 15 - 20 kts thereafter. **Gusts up to 25 kts to be possible S of Morgan's Point from 2PM to 10PM.**

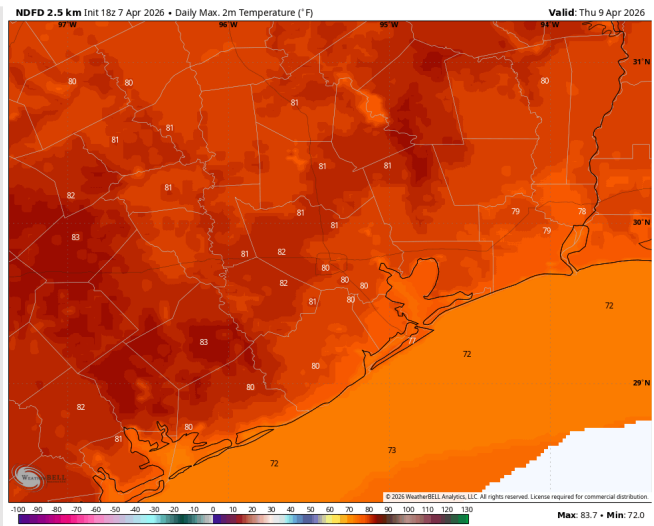
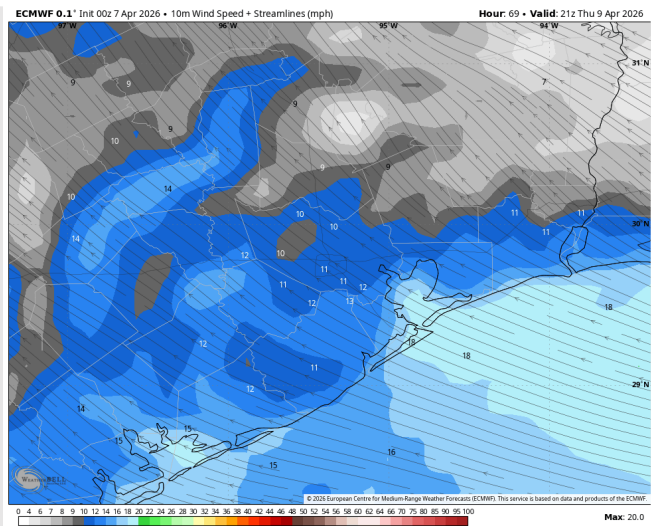
High Temps: **N of Morgan's Point:** Low 80s F. **S of Morgan's Point:** Low 70s F.

Visibility: No visibility concerns for Thursday.

Precip Image: 4 PM CT

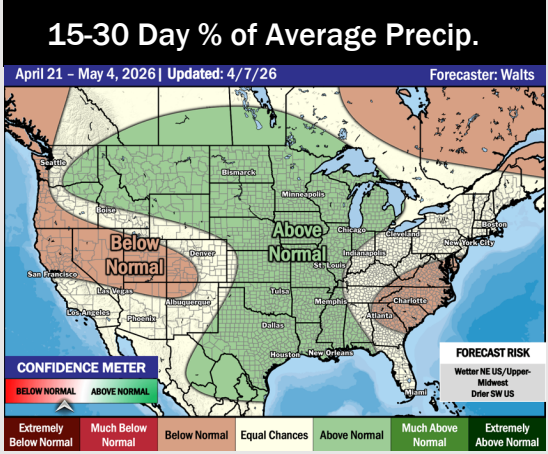
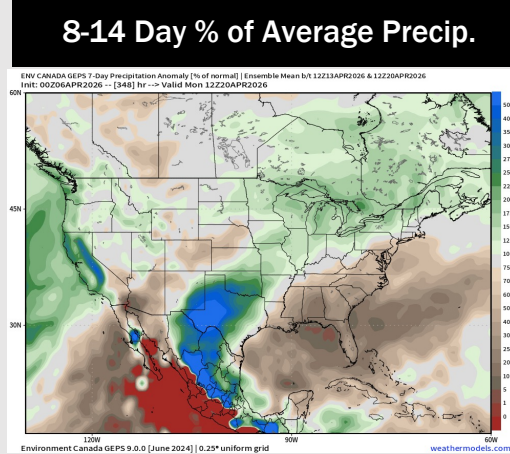
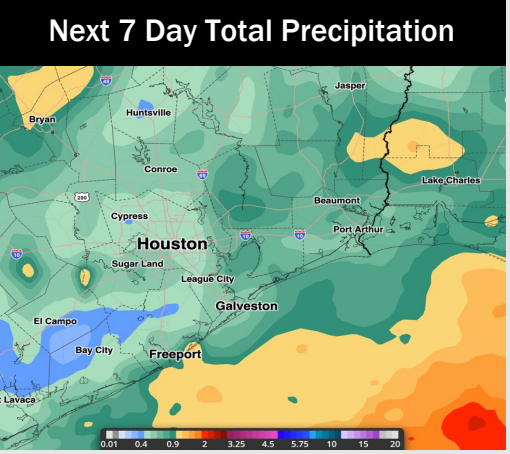
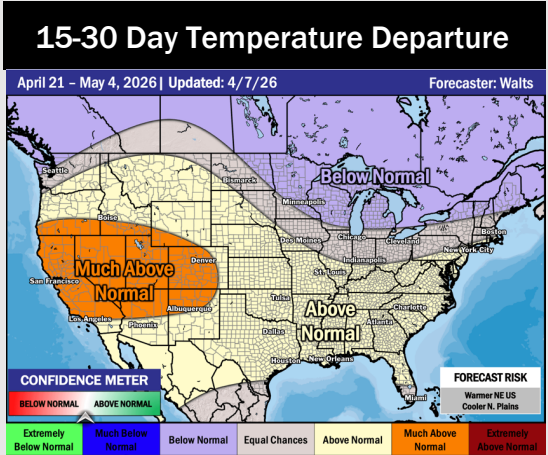
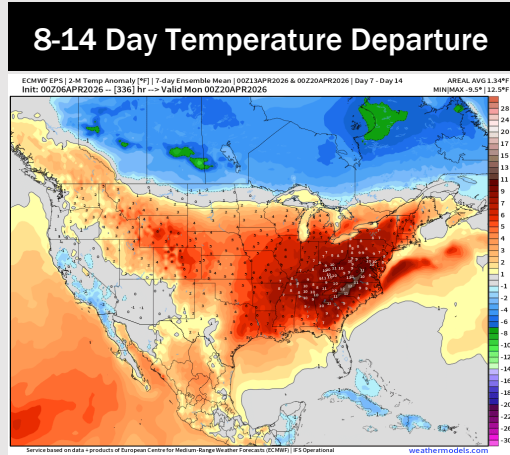
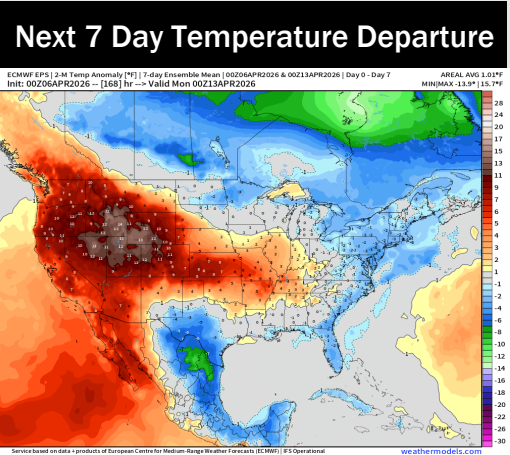


Wind Speed:
4 PM CT



High Temps
Thursday

Houston Pilots: 04/07/2026



- Near-normal temps are favored over the next 7 days, with daily rain/storm chances through the week.
- Above normal temperatures and above normal rain chances in the Week 2 period.
- Above normal temperatures and above normal rainfall expected for the latter half of April.