

Houston Pilots Forecast Package



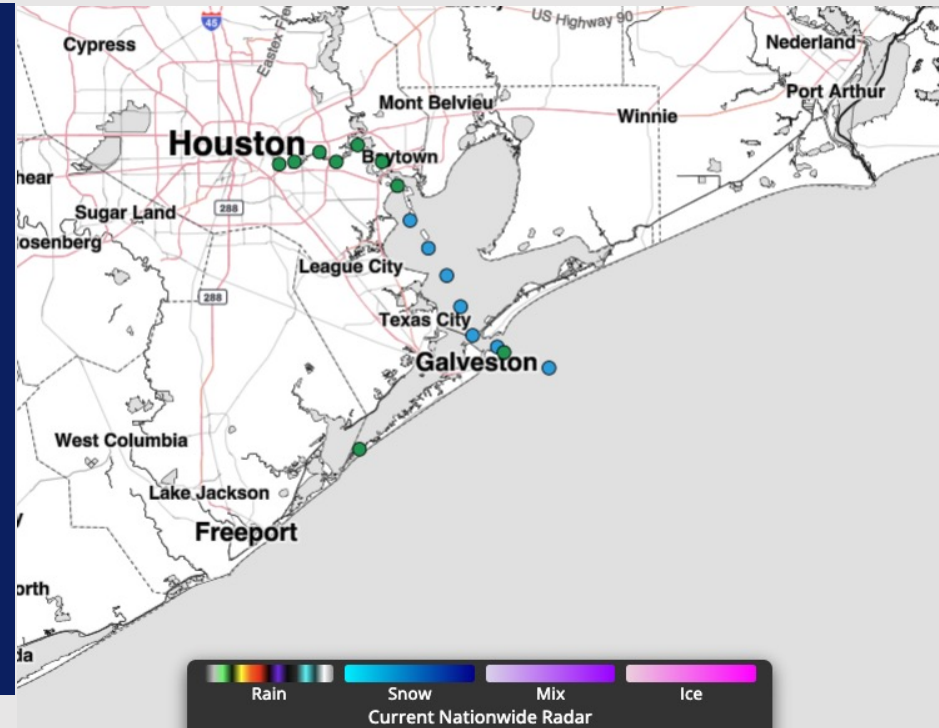
Updated: 2:45 PM CT

Saturday March 28th, 2026

Forecaster: John Kemper

Weather Headlines

- No precip concerns for the next 72 hours.
- Wind gusts up to 25 kts to be possible on Monday afternoon.
- No Fog concerns expected for the next 72 hours.



Current Radar: 2:30 PM CT

As always, please do not hesitate to reach out to us with any forecast questions at [\(317\)-560-8122](tel:317-560-8122). Press 1 for forecast questions.



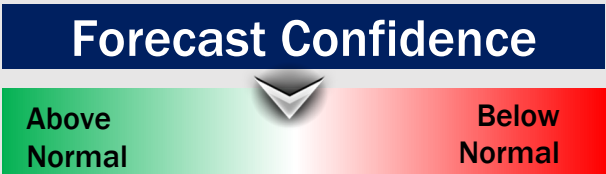
You can also access real-time forecast updates and 24/7 meteorological chat assistance on your [Clarity](#) app.

Houston Pilots Extended Range Visibility Report




Tuesday 03/31/2026

Fog is not Favored.



Wednesday 04/01/2026

Fog is not favored.



Thursday 04/02/2026

Fog is not favored.




Chance for Fog

Tuesday AM	Unlikely
Tuesday PM	Unlikely
Wednesday AM	Unlikely
Wednesday PM	Unlikely
Thursday AM	Unlikely
Thursday PM	Unlikely

Houston Pilots Visibility Chart (miles)



Forecast Confidence



Visibility	Sat 4 pm	Sat 5 pm	Sat 6 pm	Sat 7 pm	Sat 8 pm	Sat 9 pm	Sat 10 pm	Sat 11 pm	Sun 12 am	Sun 1 am	Sun 2 am	Sun 3 am	Sun 4 am	Sun 5 am	Sun 6 am	Sun 7 am	Sun 8 am	Sun 9 am	Sun 10 am	Sun 11 am	Sun 12 pm	Sun 1 pm	Sun 2 pm	Sun 3 pm
Houston Pilots N - 610 Bridge	10	10	10	10	10	10	10	10	10	10	10	10	10	10	10	10	10	10	10	10	10	10	10	10
Houston Pilots M - Kinder 1	10	10	10	10	10	10	10	10	10	10	10	10	10	10	10	10	10	10	10	10	10	10	10	10
Houston Pilots L - Greens Bayou	10	10	10	10	10	10	10	10	10	10	10	10	10	10	10	10	10	10	10	10	10	10	10	10
Houston Pilots K - Shell Crude	10	10	10	10	10	10	10	10	10	10	10	10	10	10	10	10	10	10	10	10	10	10	10	10
Houston Pilots J - Lynchburg Ferries	10	10	10	10	10	10	10	10	10	10	10	10	10	10	10	10	10	10	10	10	10	10	10	10
Houston Pilots I - Exxon 3	10	10	10	10	10	10	10	10	10	10	10	10	10	10	10	10	10	10	10	10	10	10	10	10
Houston Pilots H - Morgans Point	10	10	10	10	10	10	10	10	10	10	10	10	10	10	10	10	10	10	10	10	10	10	10	10
Houston Pilots G - 75/76	10	10	10	10	10	10	10	10	10	10	10	10	10	10	10	10	10	10	10	10	10	10	10	10
Houston Pilots F - 63/64	10	10	10	10	10	10	10	10	10	10	10	10	10	10	10	10	10	10	10	10	10	10	10	10
Houston Pilots E - 51/52	10	10	10	10	10	10	10	10	10	10	10	10	10	10	10	10	10	10	10	10	10	10	10	10
Houston Pilots D - 37/38	10	10	10	10	10	10	10	10	10	10	10	10	10	10	10	10	10	10	10	10	10	10	10	10
Houston Pilots C - 25/26	10	10	10	10	10	10	10	10	10	10	10	10	10	10	10	10	10	10	10	10	10	10	10	10
Houston Pilots B - 11/12	10	10	10	10	10	10	10	10	10	10	10	10	10	10	10	10	10	10	10	10	10	10	10	10
Houston Pilots A - 1 & 2 Bravo	10	10	10	10	10	10	10	10	10	10	10	10	10	10	10	10	10	10	10	10	10	10	10	10

NOTE: This is automated data that may/may not agree with the official B.A.M. thinking that's found on the daily slides or special visibility report slides. This data should be used as a guide only

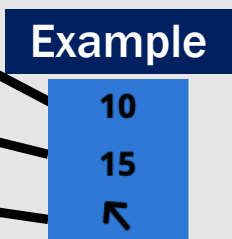
Houston Pilots Wind Chart



Forecast Confidence



Sustained Wind 10 Knots
Gusts 15 Knots
Wind from the SE



Wind	Sat 4 pm	Sat 5 pm	Sat 6 pm	Sat 7 pm	Sat 8 pm	Sat 9 pm	Sat 10 pm	Sat 11 pm	Sun 12 am	Sun 1 am	Sun 2 am	Sun 3 am	Sun 4 am	Sun 5 am	Sun 6 am	Sun 7 am	Sun 8 am	Sun 9 am	Sun 10 am	Sun 11 am	Sun 12 pm	Sun 1 pm	Sun 2 pm	Sun 3 pm	
Houston Pilots N - 610 Bridge	8 15 ←	7 14 ←	7 14 ←	7 13 ←	6 12 ←	6 10 ←	6 9 ←	5 10 ←	3 9 ←	3 8 ←	3 8 ←	3 7 ←	2 7 ←	2 6 ←	2 6 ←	2 6 ←	2 7 ←	2 7 ←	2 7 ←	3 8 ←	5 10 ←	6 12 ←	7 14 ←	8 16 ←	
Houston Pilots M - Kinder 1	8 15 ←	7 14 ←	7 14 ←	6 13 ←	6 12 ←	6 10 ←	6 9 ←	5 10 ←	3 9 ←	3 8 ←	3 8 ←	3 7 ←	3 7 ←	2 6 ←	2 6 ←	2 6 ←	2 7 ←	2 7 ←	3 7 ←	3 8 ←	5 10 ←	6 12 ←	7 14 ←	8 16 ←	
Houston Pilots L - Greens Bayou	7 15 ←	7 14 ←	7 13 ←	6 13 ←	6 10 ←	6 10 ←	6 9 ←	5 9 ←	5 9 ←	3 8 ←	3 8 ←	3 7 ←	3 7 ←	3 6 ←	2 6 ←	2 6 ←	2 6 ←	2 7 ←	3 7 ←	3 8 ←	5 10 ←	6 12 ←	7 14 ←	8 15 ←	
Houston Pilots K - Shell Crude	8 15 ←	7 14 ←	7 13 ←	7 13 ←	6 10 ←	6 10 ←	6 9 ←	5 9 ←	5 9 ←	3 8 ←	3 8 ←	3 7 ←	3 7 ←	3 6 ←	2 6 ←	2 6 ←	3 7 ←	3 7 ←	3 7 ←	3 8 ←	5 10 ←	6 12 ←	8 14 ←	8 16 ←	
Houston Pilots J - Lynchburg Ferries	7 15 ←	7 14 ←	7 13 ←	6 13 ←	6 10 ←	6 10 ←	5 9 ←	5 9 ←	3 8 ←	3 8 ←	3 7 ←	3 7 ←	2 6 ←	2 6 ←	2 6 ←	2 6 ←	2 6 ←	2 6 ←	2 7 ←	3 7 ←	5 9 ←	6 12 ←	7 14 ←	8 15 ←	
Houston Pilots I - Exxon 3	9 15 ←	9 15 ←	8 14 ←	8 13 ←	8 13 ←	8 12 ←	7 10 ←	6 10 ←	6 9 ←	6 9 ←	5 7 ←	5 7 ←	5 7 ←	5 7 ←	5 7 ←	5 7 ←	5 7 ←	5 7 ←	3 7 ←	3 7 ←	5 8 ←	6 10 ←	7 12 ←	8 14 ←	9 16 ←
Houston Pilots H - Morgans Point	9 16 ←	9 15 ←	8 15 ←	8 13 ←	8 13 ←	8 12 ←	7 10 ←	7 10 ←	6 10 ←	6 9 ←	6 9 ←	6 8 ←	5 7 ←	5 7 ←	5 7 ←	5 7 ←	5 7 ←	5 7 ←	5 7 ←	5 8 ←	6 10 ←	7 12 ←	8 15 ←	9 16 ←	
Houston Pilots G - 75/76	9 17 ←	9 16 ←	9 15 ←	9 14 ←	9 14 ←	9 13 ←	8 12 ←	8 13 ←	8 12 ←	8 10 ←	7 10 ←	7 9 ←	6 9 ←	6 8 ←	6 8 ←	6 8 ←	6 8 ←	6 8 ←	6 8 ←	6 8 ←	6 9 ←	6 12 ←	8 13 ←	8 15 ←	9 17 ←
Houston Pilots F - 63/64	10 17 ←	9 16 ←	9 15 ←	9 14 ←	9 14 ←	8 13 ←	8 12 ←	8 13 ←	8 12 ←	8 10 ←	8 10 ←	7 9 ←	6 9 ←	6 8 ←	6 8 ←	6 8 ←	6 8 ←	6 8 ←	6 8 ←	6 8 ←	6 9 ←	7 12 ←	8 13 ←	8 15 ←	9 16 ←
Houston Pilots E - 51/52	10 17 ←	9 16 ←	9 15 ←	9 14 ←	9 14 ←	9 13 ←	8 12 ←	8 13 ←	8 12 ←	8 10 ←	8 10 ←	7 9 ←	6 9 ←	6 8 ←	6 8 ←	6 8 ←	6 8 ←	6 8 ←	6 8 ←	6 8 ←	6 9 ←	7 12 ←	8 13 ←	8 15 ←	9 16 ←
Houston Pilots D - 37/38	10 18 ←	9 16 ←	9 15 ←	9 14 ←	9 14 ←	8 13 ←	8 13 ←	8 13 ←	8 13 ←	8 12 ←	8 10 ←	7 10 ←	7 9 ←	6 9 ←	6 8 ←	6 8 ←	6 8 ←	6 8 ←	6 8 ←	6 8 ←	6 9 ←	7 12 ←	8 14 ←	8 16 ←	9 17 ←
Houston Pilots C - 25/26	12 18 ←	10 16 ←	10 15 ←	9 14 ←	9 14 ←	8 13 ←	8 13 ←	8 13 ←	8 13 ←	8 12 ←	8 10 ←	7 10 ←	7 9 ←	6 9 ←	6 8 ←	6 8 ←	6 8 ←	6 8 ←	6 8 ←	6 8 ←	6 9 ←	7 12 ←	8 14 ←	8 15 ←	9 16 ←
Houston Pilots B - 11/12	12 18 ←	10 16 ←	10 15 ←	9 13 ←	8 13 ←	8 13 ←	8 13 ←	8 13 ←	8 13 ←	7 12 ←	7 10 ←	6 10 ←	6 9 ←	6 9 ←	6 8 ←	6 8 ←	6 8 ←	6 8 ←	6 8 ←	6 8 ←	6 9 ←	7 10 ←	8 12 ←	8 13 ←	9 14 ←
Houston Pilots A - 1 & 2 Bravo	12 18 ←	12 17 ←	10 16 ←	10 15 ←	10 16 ←	10 15 ←	10 15 ←	10 14 ←	9 13 ←	9 14 ←	8 13 ←	8 13 ←	8 12 ←	8 12 ←	8 10 ←	8 10 ←	7 10 ←	7 10 ←	7 10 ←	6 9 ←	6 9 ←	7 12 ←	7 12 ←	8 12 ←	8 12 ←

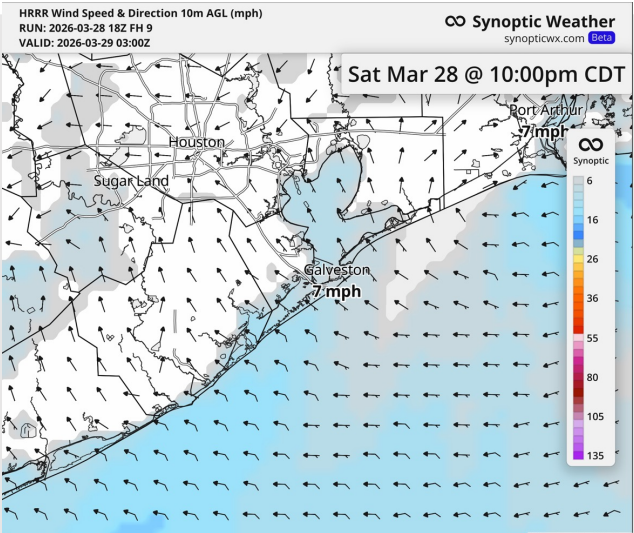
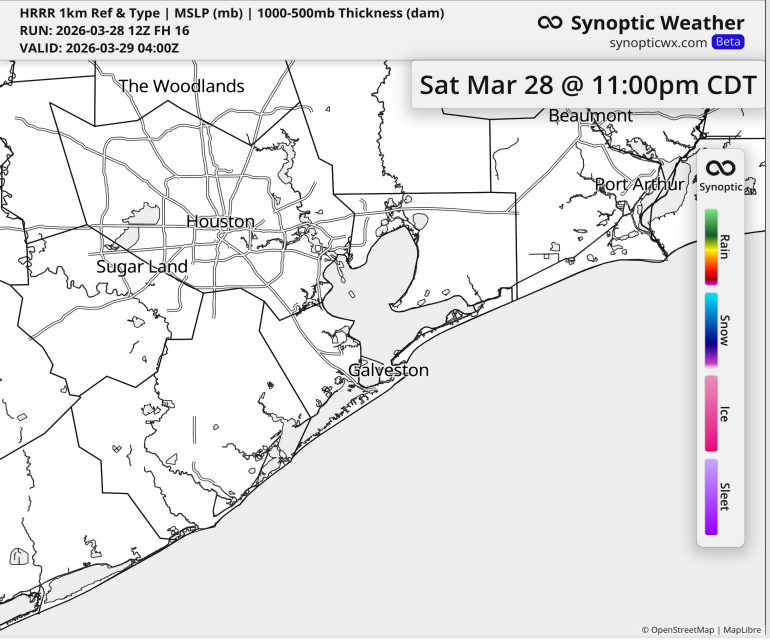
NOTE: This is automated data that may/may not agree with the official BAM thinking that's found on the daily slides. This data should be used as a guide only.

Houston Pilots: SAT. 03/28/2026

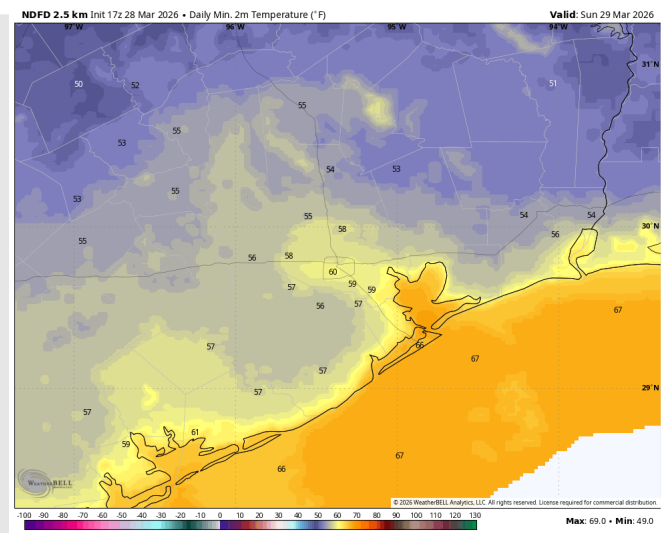
Forecast Discussion

- Precip:** Favoring dry conditions for the rest of today.
- Wind:** Winds to remain out of the ESE for the remainder of today.
- N of Morgan's Point:** Winds to hold at 3 - 8kts through the evening.
- S of Morgan's Point:** Winds to hold at 3 - 9 kts through the evening.
- Gusts of up to 20 - 23 kts for the Boarding Station through 7PM.**
- Low Temps:** N of Morgan's Point: Upper 50s F to Lower 60s. S of Morgan's Point: Mid 70s F.
- Visibility:** No Visibility concerns through the evening.

Precip Image: 11:00 PM CT



Wind Speed:
10 PM CT



Low Temps
SUN AM

Houston Pilots: SUN. 03/29/2026



Forecast Discussion

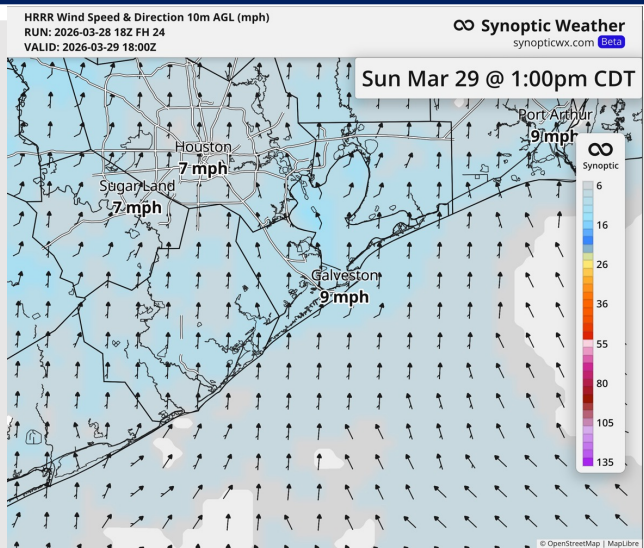
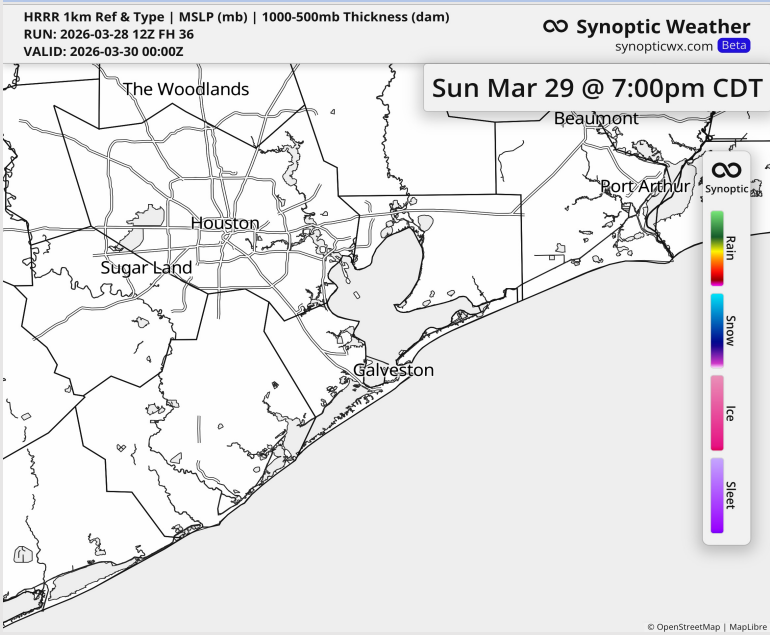
Precip: Dry conditions favored for SUN.

Wind: Winds out of E through 8 AM, and out of the SSE - S thereafter. **N of Morgan's Point:** Winds of 5 - 10 kts, briefly 8 - 13 kts from 1 PM - 7 PM. **S of Morgan's Point:** Winds of 7 - 12 kts through 7PM before weakening to 8 - 13 kts.

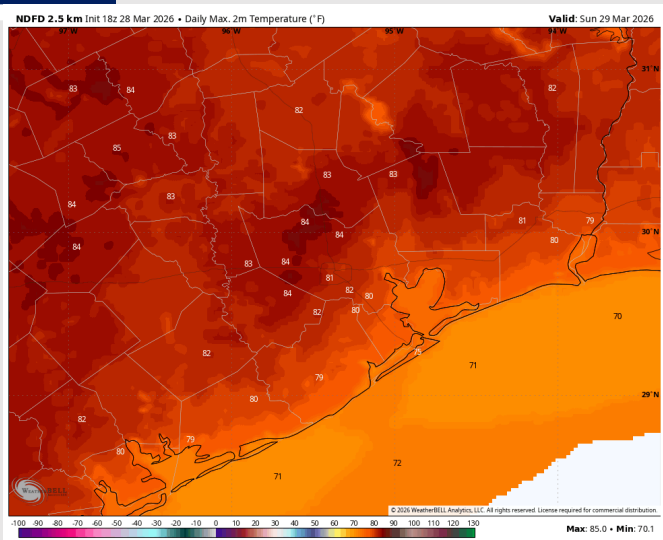
High Temps: **N of Morgan's Point:** Upper 70s F. **S of Morgan's Point:** Mid 70s F.

Visibility: No visibility concerns for SUN.

Precip Image: 7:00 PM CT



**Wind Speed:
1 PM CT**



**High Temps
SUN**

Houston Pilots: MON. 03/30/2026



Forecast Discussion

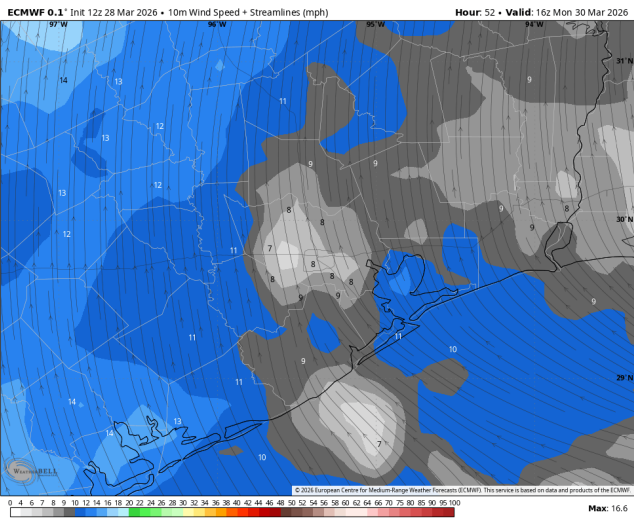
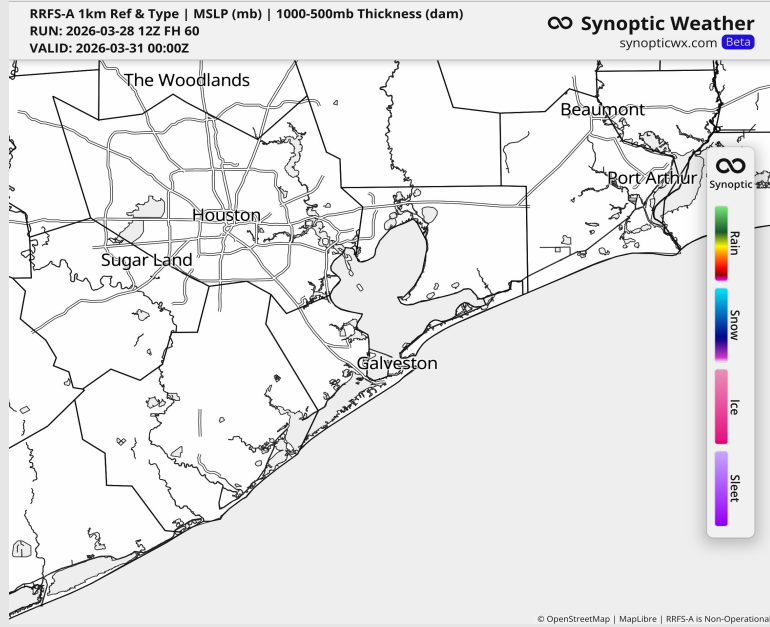
Precip: Favoring dry conditions for Monday.

Wind: Winds out of the SE through the day. **N of Morgan's Point:** Winds of 3 – 8 kts through 12 PM, increasing to 8 – 13 kts thereafter. **S of Morgan's Point:** Winds of 8 – 13 kts through 5 PM, increasing slightly to 10 – 15 kts thereafter. **A few gusts to 20 - 25 kts after 3 PM, mainly for the Boarding Station and 11/12.**

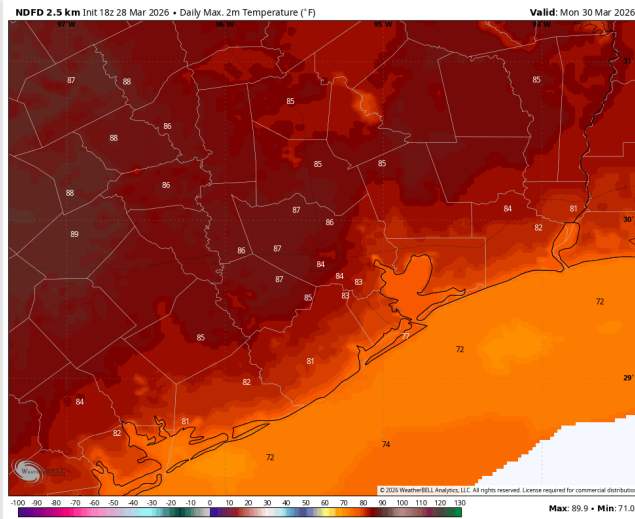
High Temps: **N of Morgan's Point:** Mid 80s F. **S of Morgan's Point:** Upper 70s F.

Visibility: No visibility concerns for SUN.

Precip Image: 7:00 PM CT



Wind Speed:
11 AM CT

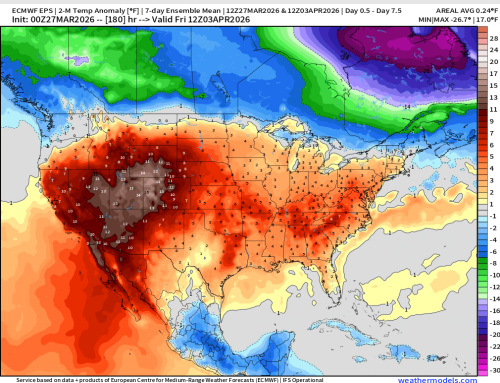


High Temps
MON

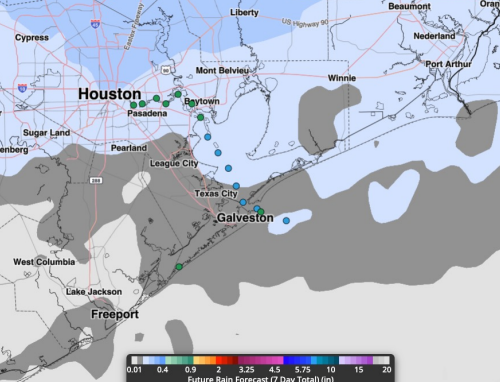
Houston Pilots: 03/28/2026



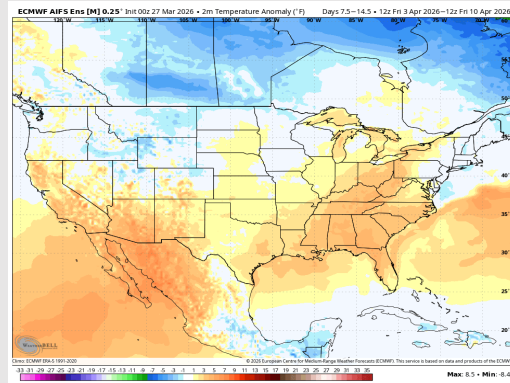
Next 7 Day Temperature Departure



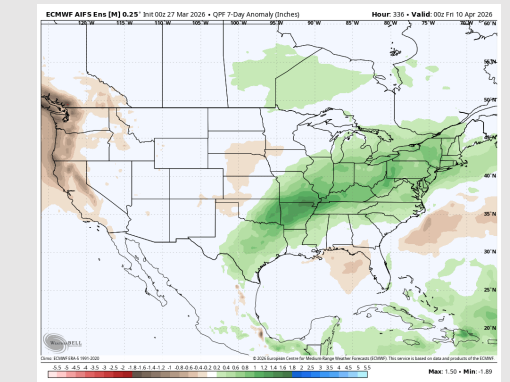
Next 7 Day Total Precipitation



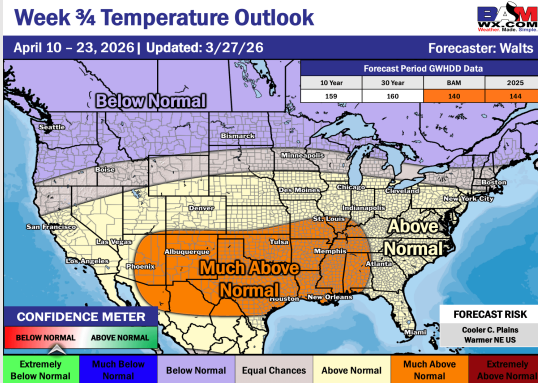
8-14 Day Temperature Departure



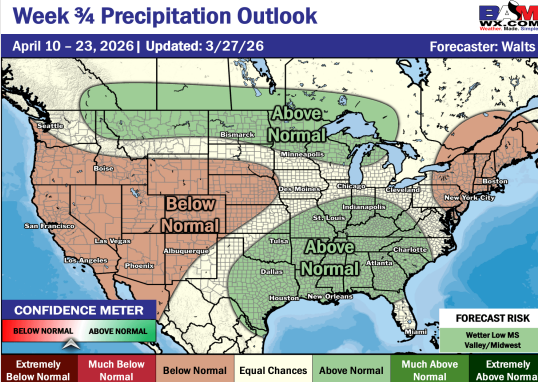
8-14 Day % of Average Precip.



15-30 Day Temperature Departure



15-30 Day % of Average Precip.



- Above normal temps are favored over the next 7 days, with mostly dry conditions favored through the week.
- Above normal temperatures and near normal rain chances in the Week 2 period.
- Above normal temperatures and above normal rainfall expected for the first half of April.