

Houston Pilots Forecast Package



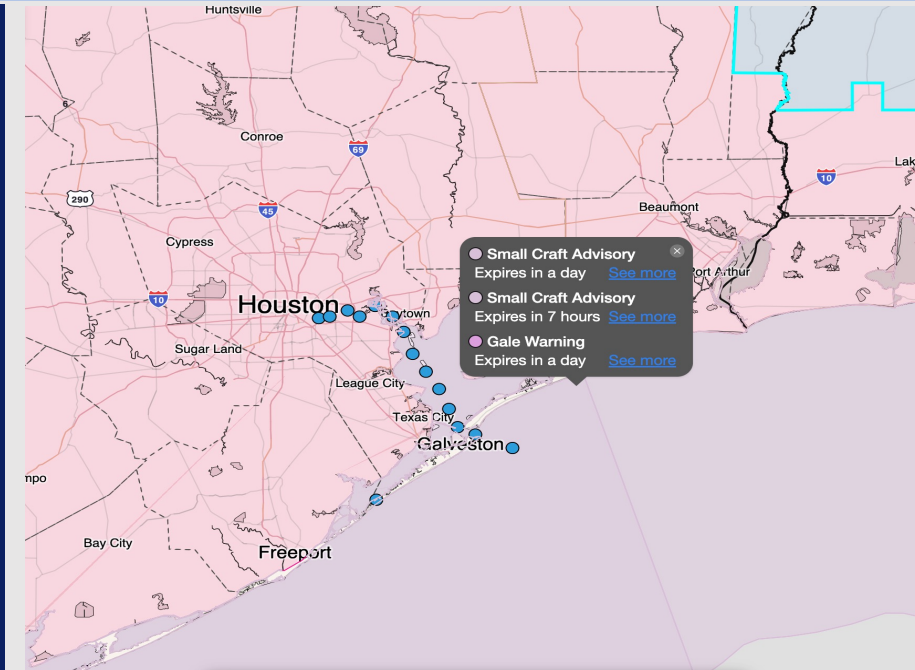
Updated: 2:35 PM CT

Sunday, March 15, 2026

Forecaster: Sam Lang

Weather Headlines

- Dry conditions favored through 8 PM today before a front arrives
- Windy conditions are anticipated for today, with sustained winds exceeding 34 kts (**Zulu Port Conditions in effect**) after 10 PM.
- No fog risks expected over the coming week.



Current Radar: 2:32 PM CT

As always, please do not hesitate to reach out to us with any forecast questions at **(317)-560-8122**. Press **1** for forecast questions.



You can also access real-time forecast updates and 24/7 meteorological chat assistance on your **Clarity** app.

Houston Pilots Port Trigger Update

Port Condition	34 KTS+ Sustained Wind Trigger Reached at:	6 Foot Wave Trigger Reached at:	Time Remaining/Trigger Ends At:
Victor	—	N/A	—
Whiskey	—	N/A	—
X-Ray	—	N/A	—
Yankee	—	N/A	—
Zulu	CURRENT	N/A	9 AM MON

Port Condition	Trigger Definition	Trigger Reached?
Victor	Hurricane entering/developing in Gulf of Mexico that's a threat to the area	N/A
Whiskey	72 hours prior to predicted sustained winds of 34+ KTS	PASSED
X-Ray	48 hours prior to predicted sustained winds of 34+ KTS or 6' wave height	PASSED
Yankee	24 hours prior to predicted sustained winds of 34+ KTS or 6' wave height	PASSED
Zulu	12 hours prior to predicted sustained winds of 34+ KTS or 6' wave height	YES

NOTES:

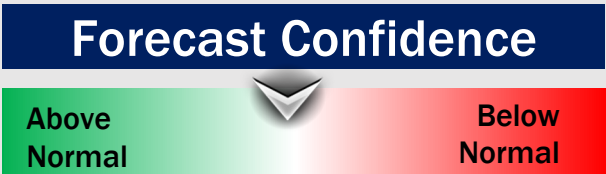
Sustained winds of 34+ kts will be possible S of Morgan's Point (especially at the Boarding Station) from 10 PM tonight through 9 AM Monday morning.

Houston Pilots Extended Range Visibility Report




Wednesday 03/18/2026

Fog is not favored.



Thursday 03/19/2026

Fog is not favored.



Friday 03/20/2026

Fog is not favored.



Chance for Fog

Wednesday AM	Unlikely
Wednesday PM	Unlikely
Thursday AM	Unlikely
Thursday PM	Unlikely
Friday AM	Unlikely
Friday PM	Unlikely

Houston Pilots Visibility Chart (miles)



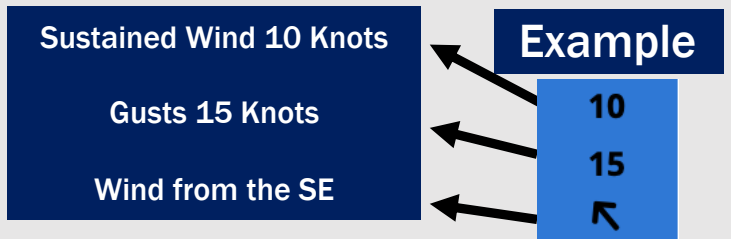
Forecast Confidence



Visibility	Sun 4 pm	Sun 5 pm	Sun 6 pm	Sun 7 pm	Sun 8 pm	Sun 9 pm	Sun 10 pm	Sun 11 pm	Mon 12 am	Mon 1 am	Mon 2 am	Mon 3 am	Mon 4 am	Mon 5 am	Mon 6 am	Mon 7 am	Mon 8 am	Mon 9 am	Mon 10 am	Mon 11 am	Mon 12 pm	Mon 1 pm	Mon 2 pm	Mon 3 pm
Houston Pilots N - 610 Bridge	10	10	10	10	10	10	10	10	10	10	10	10	10	10	10	10	10	10	10	10	10	10	10	10
Houston Pilots M - Kinder 1	10	10	10	10	10	10	10	10	10	10	10	10	10	10	10	10	10	10	10	10	10	10	10	10
Houston Pilots L - Greens Bayou	10	10	10	10	10	10	10	10	10	10	10	10	10	10	10	10	10	10	10	10	10	10	10	10
Houston Pilots K - Shell Crude	10	10	10	10	10	10	10	10	10	10	10	10	10	10	10	10	10	10	10	10	10	10	10	10
Houston Pilots J - Lynchburg Ferries	10	10	10	10	10	10	10	10	10	10	10	10	10	10	10	10	10	10	10	10	10	10	10	10
Houston Pilots I - Exxon 3	10	10	10	10	10	10	10	10	10	10	10	10	10	10	10	10	10	10	10	10	10	10	10	10
Houston Pilots H - Morgans Point	10	10	10	10	10	10	10	10	10	10	10	10	10	10	10	10	10	10	10	10	10	10	10	10
Houston Pilots G - 75/76	10	10	10	10	10	10	10	10	10	10	10	10	10	10	10	10	10	10	10	10	10	10	10	10
Houston Pilots F - 63/64	10	10	10	10	10	10	10	10	10	10	10	10	10	10	10	10	10	10	10	10	10	10	10	10
Houston Pilots E - 51/52	10	10	10	10	10	10	9	9	10	10	10	10	10	10	10	10	10	10	10	10	10	10	10	10
Houston Pilots D - 37/38	10	10	10	10	10	10	7.9	9	10	10	10	10	10	10	10	10	10	10	10	10	10	10	10	10
Houston Pilots C - 25/26	10	10	10	10	10	9	6.9	9	10	10	10	10	10	10	10	10	10	10	10	10	10	10	10	10
Houston Pilots B - 11/12	10	10	10	10	10	9	6.9	7.9	10	10	10	10	10	10	10	10	10	10	10	10	10	10	10	10
Houston Pilots A - 1 & 2 Bravo	9	9	7.9	6.9	6.9	6.9	6.9	6.9	7.9	9	10	10	10	10	10	10	10	10	10	10	10	10	10	10

NOTE: This is automated data that may/may not agree with the official B.A.M. thinking that's found on the daily slides or special visibility report slides. This data should be used as a guide only

Houston Pilots Wind Chart



Wind	Sun 4 pm	Sun 5 pm	Sun 6 pm	Sun 7 pm	Sun 8 pm	Sun 9 pm	Sun 10 pm	Sun 11 pm	Mon 12 am	Mon 1 am	Mon 2 am	Mon 3 am	Mon 4 am	Mon 5 am	Mon 6 am	Mon 7 am	Mon 8 am	Mon 9 am	Mon 10 am	Mon 11 am	Mon 12 pm	Mon 1 pm	Mon 2 pm	Mon 3 pm
Houston Pilots N - 610 Bridge	16 31 ↗	16 31 ↗	15 29 ↗	14 26 ↗	12 23 ↗	13 25 ↘	15 28 ↘	15 30 ↓	17 35 ↓	20 37 ↓	20 38 ↓	21 39 ↓	21 39 ↓	20 38 ↓	20 38 ↓	20 36 ↓	17 35 ↓	18 35 ↓	17 33 ↓	17 32 ↓	17 33 ↓	17 33 ↓	16 31 ↓	16 32 ↓
Houston Pilots M - Kinder 1	16 31 ↗	16 31 ↗	15 29 ↗	14 26 ↗	12 23 ↗	13 25 ↘	15 28 ↘	15 30 ↓	17 35 ↓	20 37 ↓	20 38 ↓	20 39 ↓	20 38 ↓	20 38 ↓	20 38 ↓	18 36 ↓	17 33 ↓	18 35 ↓	17 33 ↓	17 32 ↓	17 33 ↓	17 33 ↓	16 31 ↓	16 31 ↓
Houston Pilots L - Greens Bayou	16 31 ↗	16 30 ↗	15 29 ↗	14 26 ↗	12 23 ↗	13 24 ↘	14 28 ↘	15 29 ↓	17 33 ↓	18 36 ↓	20 37 ↓	20 38 ↓	20 38 ↓	20 38 ↓	20 37 ↓	18 36 ↓	17 33 ↓	18 33 ↓	17 33 ↓	17 32 ↓	17 32 ↓	17 31 ↓	16 30 ↓	16 31 ↓
Houston Pilots K - Shell Crude	16 31 ↗	16 30 ↗	15 29 ↗	14 26 ↗	12 23 ↗	13 24 ↘	14 28 ↘	15 29 ↓	17 33 ↓	18 36 ↓	20 37 ↓	20 39 ↓	20 39 ↓	20 38 ↓	20 38 ↓	18 36 ↓	17 35 ↓	18 35 ↓	17 33 ↓	17 32 ↓	17 32 ↓	17 31 ↓	16 30 ↓	16 31 ↓
Houston Pilots J - Lynchburg Ferries	17 31 ↗	17 30 ↗	15 29 ↗	14 26 ↗	12 23 ↗	13 24 ↘	14 28 ↘	15 29 ↓	17 33 ↓	20 37 ↓	20 37 ↓	20 38 ↓	20 38 ↓	20 38 ↓	20 38 ↓	18 36 ↓	17 33 ↓	17 33 ↓	17 33 ↓	17 32 ↓	17 32 ↓	17 31 ↓	16 30 ↓	17 31 ↓
Houston Pilots I - Exxon 3	18 31 ↗	17 30 ↗	17 29 ↗	16 26 ↗	15 23 ↗	15 24 ↘	17 28 ↘	20 29 ↓	22 33 ↓	24 36 ↓	24 38 ↓	25 39 ↓	26 39 ↓	25 39 ↓	25 39 ↓	24 37 ↓	23 35 ↓	22 35 ↓	22 33 ↓	20 31 ↓	20 31 ↓	18 31 ↓	17 30 ↓	18 31 ↓
Houston Pilots H - Morgans Point	18 32 ↗	17 31 ↗	17 29 ↗	16 26 ↗	15 23 ↗	15 24 ↘	17 28 ↘	18 29 ↓	21 33 ↓	23 37 ↓	24 39 ↓	25 40 ↓	26 41 ↓	25 40 ↓	25 40 ↓	24 38 ↓	23 36 ↓	22 35 ↓	22 35 ↓	20 32 ↓	20 32 ↓	18 31 ↓	17 30 ↓	18 31 ↓
Houston Pilots G - 75/76	21 32 ↗	21 32 ↗	20 31 ↗	18 28 ↗	16 25 ↗	17 26 ↘	20 29 ↓	21 31 ↓	23 35 ↓	26 39 ↓	29 43 ↓	30 44 ↓	31 45 ↓	31 44 ↓	31 44 ↓	29 43 ↓	28 40 ↓	26 39 ↓	26 37 ↓	23 36 ↓	22 33 ↓	21 33 ↓	20 32 ↓	20 33 ↓
Houston Pilots F - 63/64	20 32 ↗	20 32 ↗	20 30 ↗	17 28 ↗	16 24 ↗	17 26 ↘	20 29 ↓	21 30 ↓	24 35 ↓	26 39 ↓	30 44 ↓	31 45 ↓	31 46 ↓	31 45 ↓	31 45 ↓	31 44 ↓	29 41 ↓	29 40 ↓	26 39 ↓	24 36 ↓	23 35 ↓	22 33 ↓	20 32 ↓	21 33 ↓
Houston Pilots E - 51/52	21 32 ↗	20 31 ↗	20 30 ↗	18 26 ↗	17 24 ↗	17 26 ↘	20 29 ↓	21 30 ↓	24 35 ↓	28 39 ↓	31 44 ↓	32 46 ↓	33 47 ↓	33 47 ↓	33 47 ↓	32 46 ↓	31 44 ↓	30 44 ↓	29 41 ↓	26 37 ↓	25 37 ↓	23 36 ↓	22 33 ↓	22 33 ↓
Houston Pilots D - 37/38	20 32 ↗	20 31 ↗	20 30 ↗	18 28 ↗	17 25 ↗	17 26 ↘	20 29 ↓	21 35 ↓	24 35 ↓	28 40 ↓	31 45 ↓	32 46 ↓	33 47 ↓	33 47 ↓	33 47 ↓	32 46 ↓	31 45 ↓	30 44 ↓	29 41 ↓	26 38 ↓	25 37 ↓	24 36 ↓	22 33 ↓	22 35 ↓
Houston Pilots C - 25/26	20 31 ↗	20 31 ↗	18 29 ↗	17 26 ↗	16 25 ↗	17 26 ↘	20 29 ↓	20 35 ↓	24 39 ↓	28 45 ↓	31 47 ↓	32 47 ↓	33 47 ↓	33 47 ↓	33 47 ↓	32 46 ↓	31 45 ↓	30 44 ↓	29 41 ↓	26 39 ↓	26 37 ↓	24 36 ↓	23 33 ↓	23 35 ↓
Houston Pilots B - 11/12	20 29 ↗	18 28 ↗	18 28 ↗	17 25 ↗	15 23 ↗	16 24 ↘	17 26 ↘	18 26 ↓	22 32 ↓	25 36 ↓	29 41 ↓	31 44 ↓	31 45 ↓	31 45 ↓	31 44 ↓	29 43 ↓	29 41 ↓	28 40 ↓	26 37 ↓	26 37 ↓	25 37 ↓	24 35 ↓	22 32 ↓	22 32 ↓
Houston Pilots A - 1 & 2 Bravo	18 28 ↗	17 28 ↗	17 26 ↗	17 26 ↗	16 24 ↗	17 26 ↘	18 26 ↓	20 28 ↓	23 33 ↓	26 38 ↓	30 44 ↓	32 46 ↓	33 47 ↓	33 48 ↓	33 48 ↓	33 47 ↓	33 46 ↓	31 45 ↓	31 44 ↓	29 40 ↓	28 39 ↓	25 37 ↓	24 33 ↓	23 33 ↓

NOTE: This is automated data that may/may not agree with the official BAM thinking that's found on the daily slides. This data should be used as a guide only.

Houston Pilots: SUN. 03/15/2026



Forecast Discussion

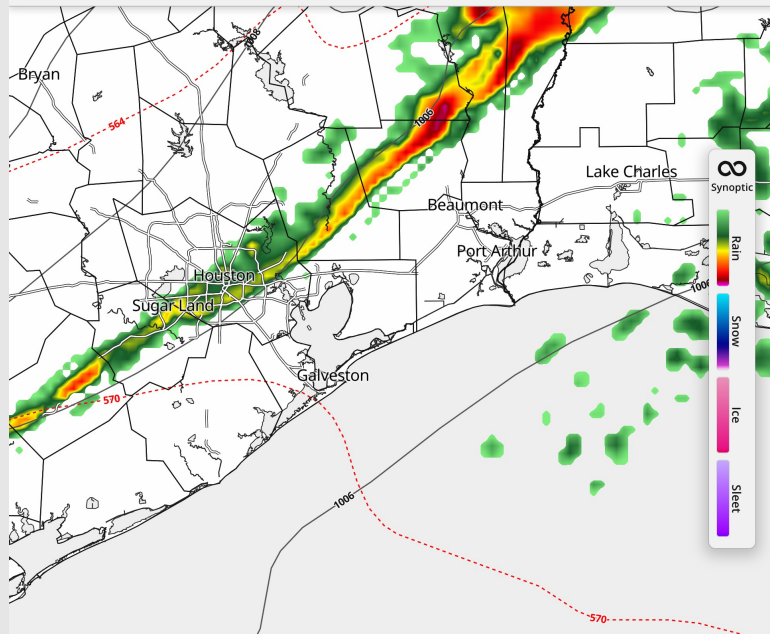
Precip: Favoring mostly dry conditions for today. Chance of thunderstorms after 8 PM. **Hail and lightning will be a risk, as well as gusts to 40+ kts.**

Wind: Winds will be out of the SE through 9 PM before quickly pivoting out of the NW. **N of Morgan's Point:** Winds of 10 – 15 kts. Winds increasing to 15 – 20 kts after 10 PM. **S of Morgan's Point:** Winds of 15 – 20 kts through the day, **increasing to 30 – 35 kts after 10 PM. Gusts of 20 – 25 kts through the day, increasing to 40 kts after 10 PM.**

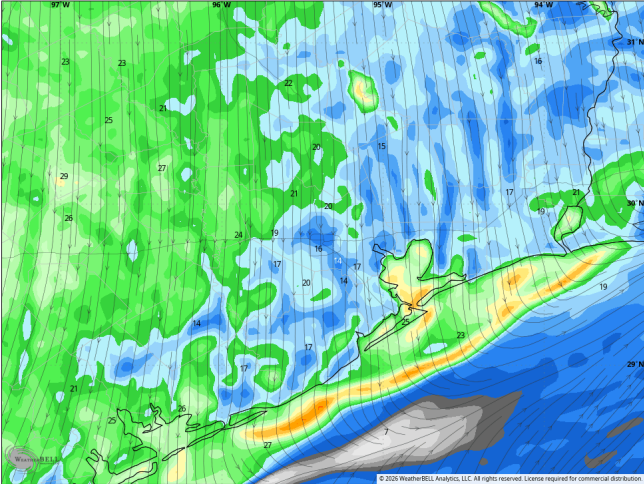
Low Temps: **N of Morgan's Point:** Mid 40s F. **S of Morgan's Point:** Upper 40s F.

Visibility: No visibility concerns for today.

Precip Image: 8 PM CT

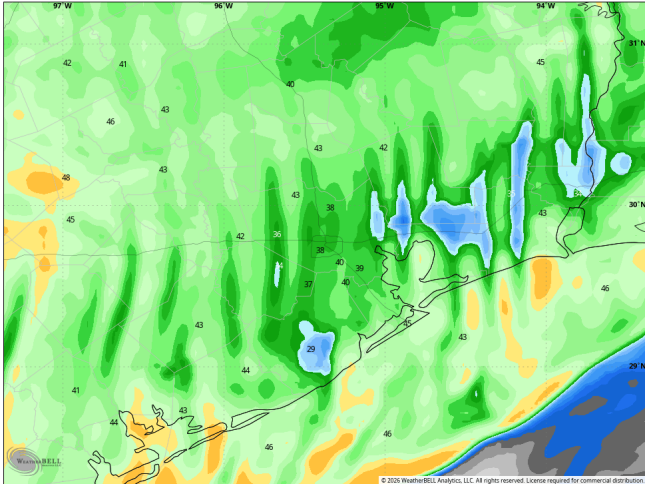


HRRR 3 km Init 18z 15 Mar 2026 • 10m Wind Speed • Streamlines (mph) Hour: 0 - Valid: 03z Mon 16 Mar 2026



**Wind Speed:
10 PM CDT**

HRRR 3 km Init 18z 15 Mar 2026 • 10m Wind Gust (mph) Hour: 10 - Valid: 04z Mon 16 Mar 2026



**PEAK GUSTS
11 PM SUN**

Houston Pilots: MON. 03/16/2026



Forecast Discussion

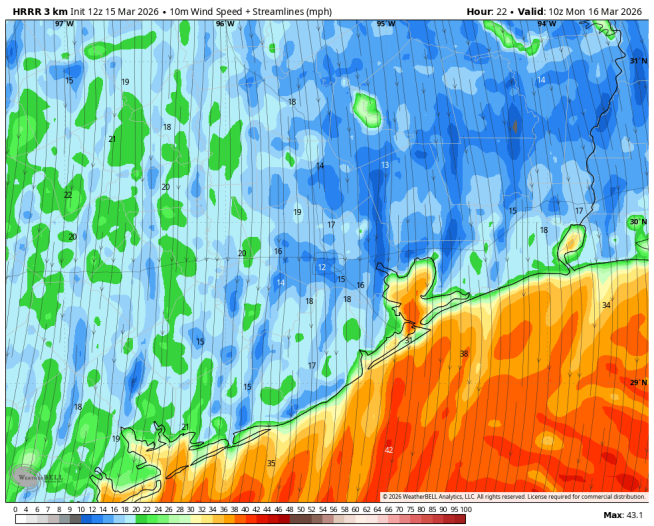
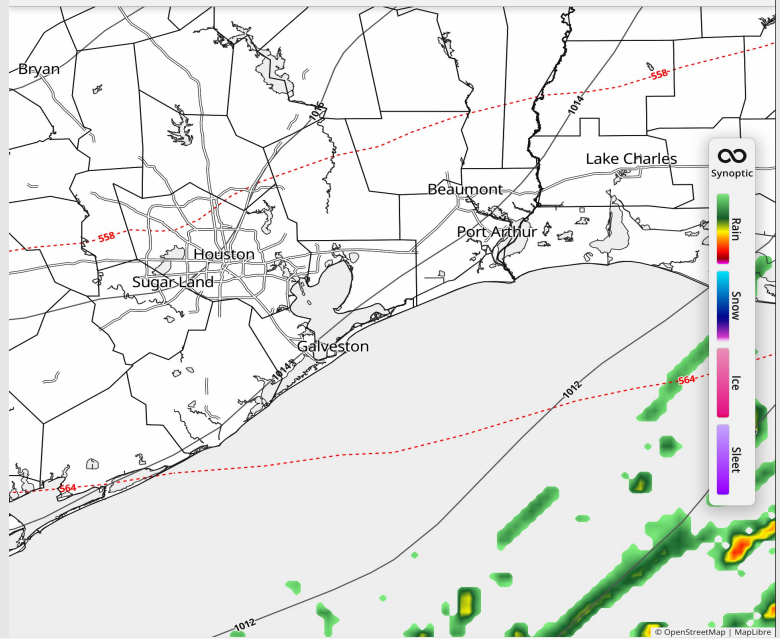
Precip: Lingering isolated showers behind the exiting front through 2 AM, with dry conditions favored thereafter.

Wind: Winds out of the NNW. **N of Morgan's Point:** Winds of 12 - 17 kts through the day. **S of Morgan's Point:** Winds of 30 - 35 kts through 8 AM before decreasing to 20 - 25 kts. After 9 PM, sustained winds decrease further to 15 - 20 kts. **Gusts of 40 - 45 kts through 6 AM for Stations S of Morgan's Point, decreasing to 30 - 35 kts after that time. Gusts decrease further to 20 - 25 kts after 7 PM.**

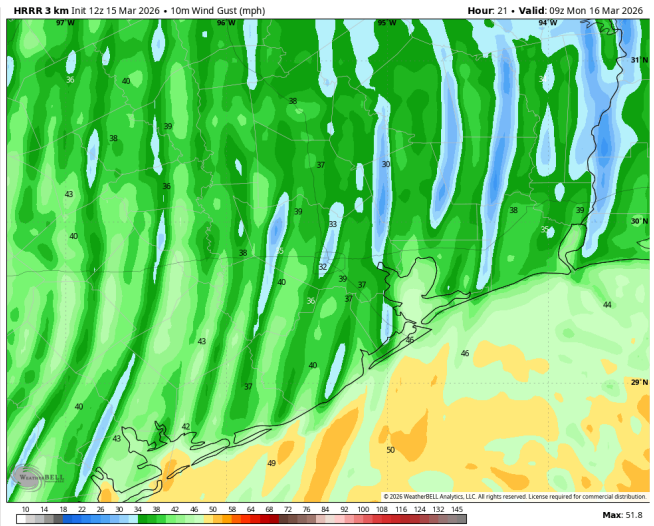
High Temps: **N of Morgan's Point:** Upper 50s F. **S of Morgan's Point:** Upper 50s F.

Visibility: No visibility concerns for Monday.

Precip Image: 1 PM CT



**Wind Speed:
5 AM CDT**



**PEAK GUSTS
4 AM MON**

Forecast Discussion

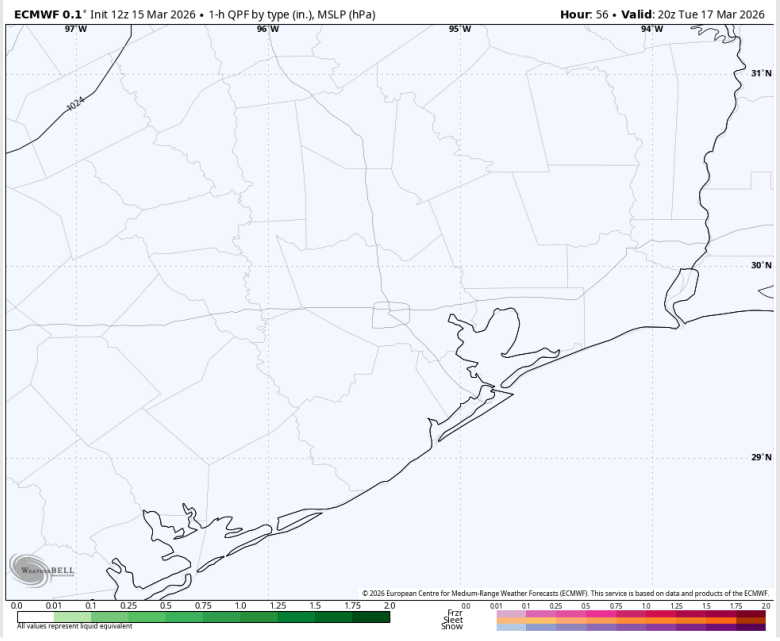
Precip: Favoring dry conditions for Tuesday.

Wind: Winds out of the NNE through 5 AM, gradually rotating clockwise through much of the day after that time and settling out of the SE by 4 PM. **N of Morgan's Point:** Winds of 2 – 7 kts. **S of Morgan's Point:** Winds of 15 – 20 kts through 10 AM, decreasing to 7 – 12 kts after that time. Gusts of 20 – 25 kts through 12PM.

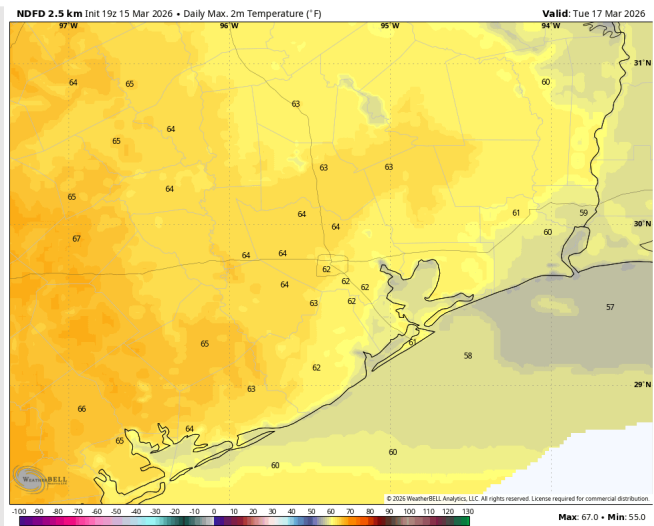
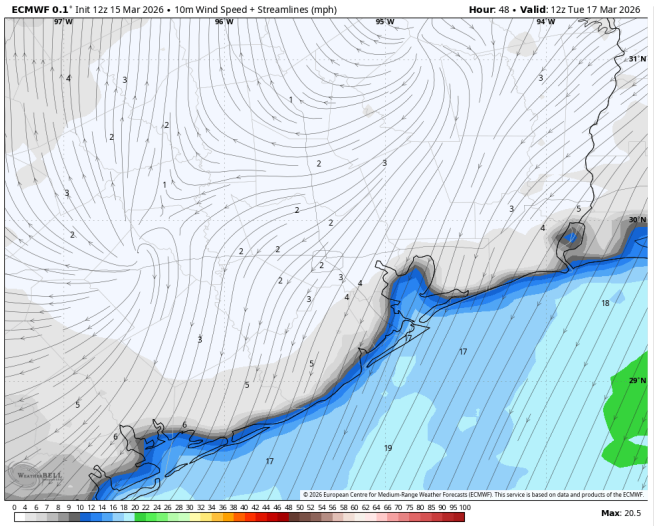
High Temps: **N of Morgan's Point:** Low 60s F. **S of Morgan's Point:** Upper 50s / Low 60s F.

Visibility: No visibility concerns Tuesday.

Precip Image: 3 PM CT



Wind Speed:
7 AM CDT

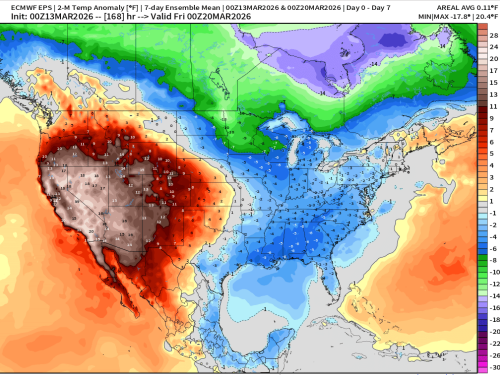


High Temps
Tuesday

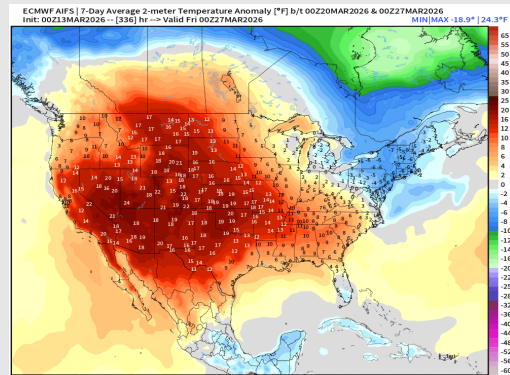
Houston Pilots: 03/15/2026



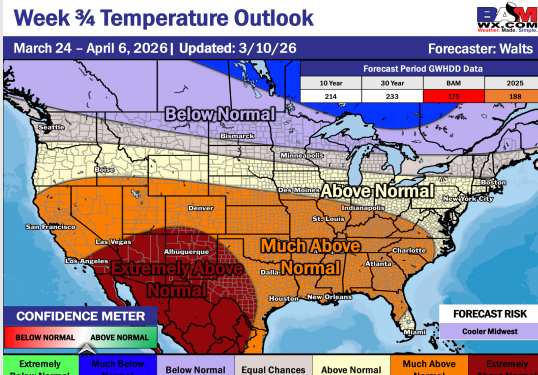
Next 7 Day Temperature Departure




8-14 Day Temperature Departure



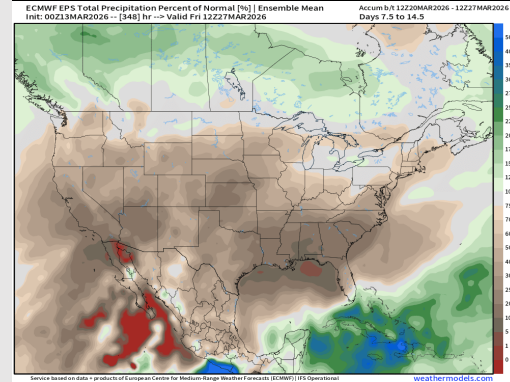
15-30 Day Temperature Departure



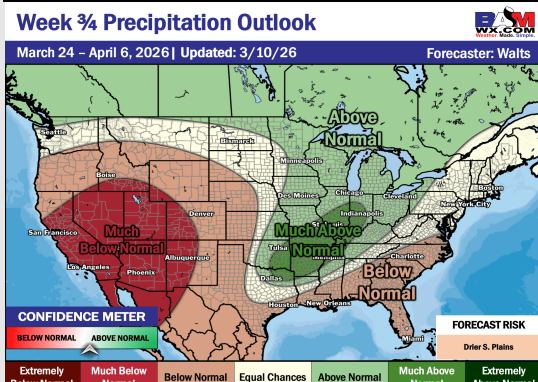
Next 7 Day Total Precipitation



8-14 Day % of Average Precip.



15-30 Day % of Average Precip.



- Below normal temps are favored over the next 7 days, with dry conditions favored after today.
- Above normal temperatures and below normal rain chances in the Week 2 period.
- Much above normal temperatures and below normal rainfall expected for late March/early April.