Houston Pilots Forecast Package

Updated: 12:35 AM CT
Saturday, March 7th, 2026

Forecaster: Noah Began

Weather Headlines

- Patchy sea fog will be in play S of Morgan's Point through 10 AM Saturday, and through the day in patchy fashion for the Boarding Station.
- A few strong storms will be possible Saturday night into Sunday AM. Gusts to 35+ kts, hail, and lightning will be possible.

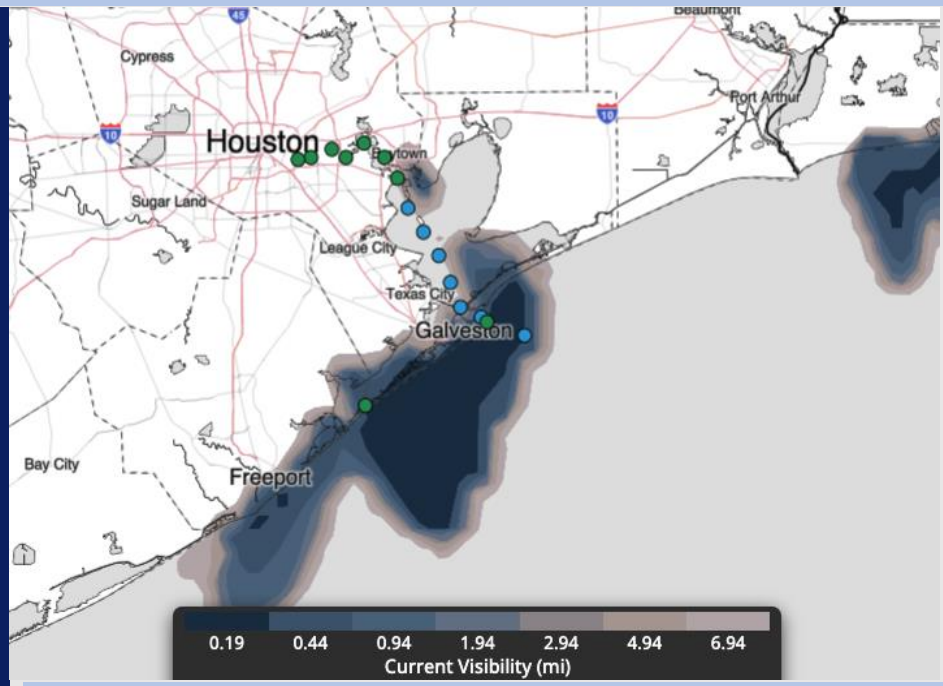

Current Visibility: 12:00 AM CT

As always, please do not hesitate to reach out to us with any forecast questions at (317)-560-8122. Press 1 for forecast questions.

You can also access real-time forecast updates and 24/7 meteorological chat assistance on your Clarity app.

Houston Pilots Visibility Report

CURRENT VISIBILITY (12 AM CT)

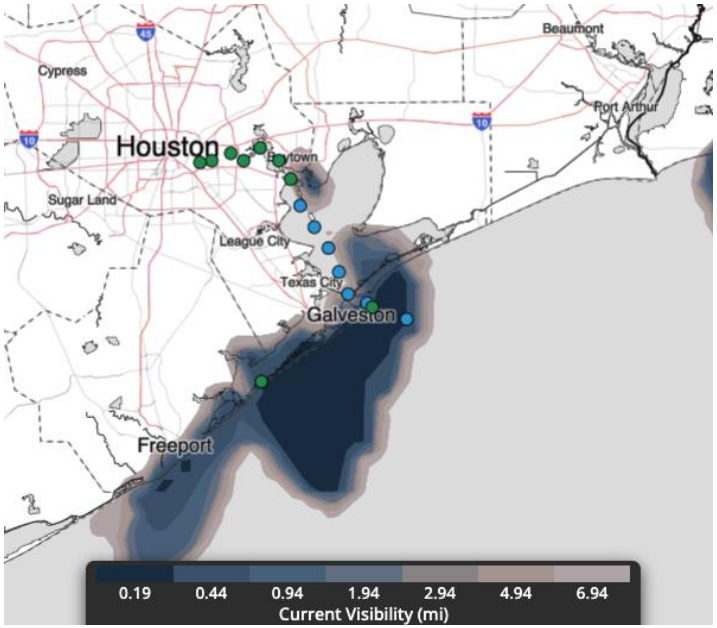

10 AM CT SAT VISIBILITY

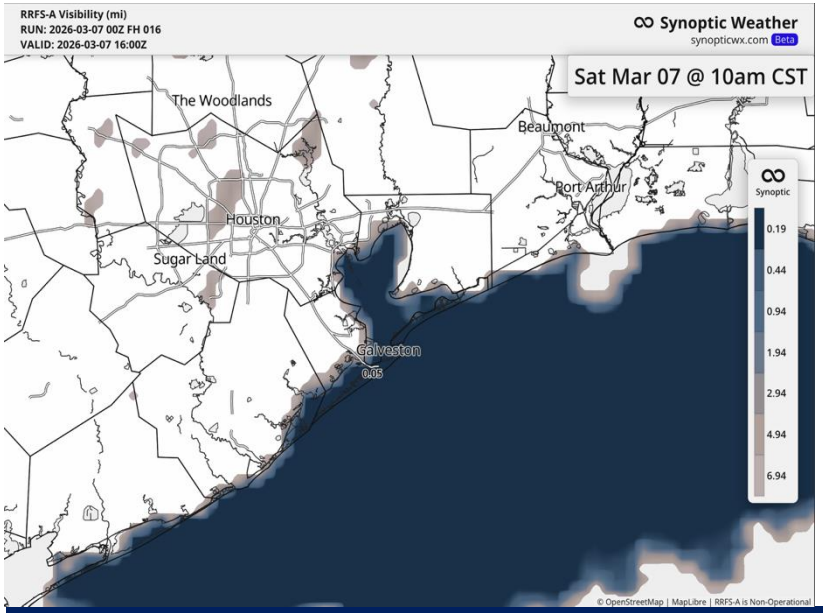

Confidence



TIMEFRAME DISCUSSED	THREAT
CURRENT – 12 AM SUN	MEDIUM

Stations N of Morgan's Point: No fog risks are favored for these stations. Confidence remains higher than normal.

Stations S of Morgan's Point: Confidence is lower than normal for timing of fog potential. 1 AM – 10 AM will be the favored timeframe for isolated to patchy fog with visibilities down to 0.5 mile. Warm waters will help to keep coverage in broken pockets. Evening scattered storms will also help break up fog.

Boarding Station: Greatest risk for dense fog to continue through Saturday. Coverage anticipated to break up slightly after 12 PM.

Houston Pilots Extended Range Visibility Report

Tuesday 03/10/2026

Fog possible at the Boarding Station through 12 PM.

Forecast Confidence

Above Normal — Below Normal

Wednesday 03/11/2026

Fog is not favored.

Forecast Confidence

Above Normal — Below Normal

Thursday 03/12/2026

Fog is not favored.

Forecast Confidence

Above Normal — Below Normal

Chance for Fog

Tuesday AM	Possible
Tuesday PM	Unlikely
Wednesday AM	Unlikely
Wednesday PM	Unlikely
Thursday AM	Unlikely
Thursday PM	Unlikely

Houston Pilots Visibility Chart (miles)

Forecast Confidence

Above Normal — Below Normal

Visibility	Sat 2 am	Sat 3 am	Sat 4 am	Sat 5 am	Sat 6 am	Sat 7 am	Sat 8 am	Sat 9 am	Sat 10 am	Sat 11 am	Sat 12 pm	Sat 1 pm	Sat 2 pm	Sat 3 pm	Sat 4 pm	Sat 5 pm	Sat 6 pm	Sat 7 pm	Sat 8 pm	Sat 9 pm	Sat 10 pm	Sat 11 pm	Sun 12 am	Sun 1 am
Houston Pilots N - 610 Bridge	10	10	10	10	10	10	6.9	8	10	10	10	10	10	10	10	10	10	10	9	6.9	5.9	5.9	5.9	4.9
Houston Pilots M - Kinder 1	10	10	10	10	10	10	6.9	8	10	10	10	10	10	10	10	10	10	10	9	6.9	5.9	5.9	5.9	4.9
Houston Pilots L - Greens Bayou	10	10	10	10	9	10	6.9	8	10	10	10	10	10	10	10	10	10	10	9	6.9	5.9	5.9	5.9	4.9
Houston Pilots K - Shell Crude	10	10	9	9	9	9	6.9	6.9	10	10	10	10	10	10	10	10	10	10	9	6.9	5.9	5.9	5.9	4.9
Houston Pilots J - Lynchburg Ferries	10	10	10	9	7.9	9	6.9	8	10	10	10	10	10	10	10	10	10	10	9	6.9	5.9	5.9	5.9	4.9
Houston Pilots I - Exxon 3	9	9	7.9	7.9	6.9	1.1	5.9	6.9	10	10	10	10	10	10	10	10	9	7.9	6.9	5.9	5.9	4.9	4.9	4.9
Houston Pilots H - Morgans Point	9	9	6.9	7.9	2.9	0.8	3.9	6.9	9	10	10	10	7.9	9	9	7.9	6.9	5.9	5.9	4.9	4.9	4.9	4.9	3.9
Houston Pilots G - 75/76	4.9	5.9	5.9	6.9	2	2.5	1.6	3.9	6.9	6.9	6.9	3.9	2.9	0.5	0.5	0.5	0.5	0.8	0.8	0.8	1.1	0.8	0.2	0.2
Houston Pilots F - 63/64	4.9	5.9	5.9	6.9	2	2.5	1.6	3.9	6.9	6.9	6.9	2	2.9	0.5	0.5	0.5	0.5	0.8	0.8	0.8	0.8	0.8	0.5	0.2
Houston Pilots E - 51/52	3.9	4.9	3.9	4.9	1.6	2.5	3.9	2.9	3.9	4.9	2.9	1.6	2.9	2	2	2	2	1.6	1.6	2	1.6	1.1	0.7	0.2
Houston Pilots D - 37/38	3.9	4.9	3.9	4.9	1.6	2.5	3.9	2.9	3.9	4.9	2.9	1.6	2.9	2	2	2	2	1.6	1.6	2	1.6	1.1	0.5	0.2
Houston Pilots C - 25/26	2.9	3.9	3.9	4.9	1.6	2.5	3.9	2.9	3.9	4.9	2.9	2	2.9	2	2	2	2	1.6	1.6	1.6	1.6	1.1	0.2	0.2
Houston Pilots B - 11/12	2.9	2.9	2.9	2.5	1.6	2	2.9	2.9	3.9	4.9	2.9	1.6	0.5	2	2	2	2	1.6	1.6	1.6	1.6	0.8	0.2	0.2
Houston Pilots A - 1 & 2 Bravo	2	2	2.5	1.1	1.6	2	2.5	2	2.5	3.9	2.9	1.6	2.5	2	2	2	1.6	1.6	1.6	1.6	1.6	0.8	0.2	0.2

NOTE: This is automated data that may/may not agree with the official BAM thinking that's found on the daily slides or special visibility report slides. This data should be used as a guide only

Houston Pilots Wind Chart

Forecast Confidence

Above Normal — Below Normal

Sustained Wind 10 Knots

Gusts 15 Knots

Wind from the SE

Example

10
15
↖

Wind	Sat 2 am	Sat 3 am	Sat 4 am	Sat 5 am	Sat 6 am	Sat 7 am	Sat 8 am	Sat 9 am	Sat 10 am	Sat 11 am	Sat 12 pm	Sat 1 pm	Sat 2 pm	Sat 3 pm	Sat 4 pm	Sat 5 pm	Sat 6 pm	Sat 7 pm	Sat 8 pm	Sat 9 pm	Sat 10 pm	Sat 11 pm	Sun 12 am	Sun 1 am
Houston Pilots N - 610 Bridge	10	10	10	9	8	8	8	9	10	10	12	12	12	10	12	10	9	8	7	6	5	5	3	3
	23	22	21	20	18	17	17	18	20	21	23	23	23	22	21	20	17	15	13	12	10	9	9	8
	↑	↑	↑	↑	↖	↖	↖	↖	↑	↑	↑	↑	↑	↑	↑	↖	↖	↖	↖	↖	↖	↖	↖	↖
Houston Pilots M - Kinder 1	10	10	10	9	8	8	8	9	10	10	12	12	12	10	12	10	9	8	7	6	5	5	3	3
	23	22	21	20	18	17	17	17	20	21	22	23	22	21	21	20	17	15	13	12	10	9	9	8
	↑	↑	↑	↑	↑	↖	↑	↑	↑	↑	↑	↑	↑	↑	↑	↖	↖	↖	↖	↖	↖	↖	↖	↖
Houston Pilots L - Greens Bayou	10	10	9	9	8	8	8	8	9	10	12	12	12	10	10	10	9	8	7	6	5	5	3	3
	22	21	20	20	18	17	17	17	18	20	21	22	22	21	21	20	17	15	13	12	10	9	9	8
	↑	↑	↑	↑	↑	↖	↑	↑	↑	↑	↑	↑	↑	↖	↖	↖	↖	↖	↖	↖	↖	↖	↖	↖
Houston Pilots K - Shell Crude	10	10	9	9	8	8	8	8	9	10	12	12	12	10	12	10	9	8	7	6	5	5	3	3
	23	22	21	20	18	17	17	17	18	20	21	22	22	21	21	20	17	15	13	12	10	9	9	8
	↑	↖	↑	↑	↑	↖	↑	↑	↑	↑	↑	↑	↑	↖	↖	↖	↖	↖	↖	↖	↖	↖	↖	↖
Houston Pilots J - Lynchburg Ferries	10	10	9	8	8	8	8	8	9	10	12	12	12	12	12	10	9	8	7	6	5	3	3	3
	22	21	20	18	17	16	17	17	18	20	21	22	22	21	21	20	17	15	13	12	9	8	8	7
	↑	↖	↖	↑	↑	↖	↖	↑	↑	↑	↑	↑	↑	↖	↖	↖	↖	↖	↖	↖	↖	↖	↖	↖
Houston Pilots I - Exxon 3	15	14	13	13	12	10	10	10	10	12	13	13	13	13	13	12	12	10	9	8	7	6	6	6
	23	22	21	20	18	17	17	17	18	20	21	22	22	21	21	20	17	15	14	13	10	9	9	8
	↑	↑	↑	↑	↖	↖	↑	↑	↑	↑	↑	↑	↖	↖	↖	↖	↖	↖	↖	↖	↖	↖	↖	↖
Houston Pilots H - Morgans Point	15	13	13	12	10	10	10	10	10	10	12	13	13	13	13	12	12	10	9	8	7	6	6	6
	23	22	21	20	17	16	17	17	17	20	20	22	22	21	21	20	17	15	14	13	10	9	9	8
	↑	↖	↖	↑	↖	↖	↑	↑	↑	↑	↑	↑	↖	↖	↖	↖	↖	↖	↖	↖	↖	↖	↖	↖
Houston Pilots G - 75/76	16	15	14	13	13	12	12	12	12	12	13	13	13	13	13	13	12	12	9	8	8	7	6	6
	24	24	22	21	20	17	17	17	18	20	21	22	22	22	22	21	18	16	14	13	12	10	9	9
	↑	↖	↖	↖	↖	↖	↖	↑	↑	↑	↖	↖	↖	↖	↖	↖	↖	↖	↖	↖	↖	↖	↖	↖
Houston Pilots F - 63/64	16	15	14	13	13	12	12	12	12	12	12	13	13	13	13	12	12	10	9	8	7	7	6	6
	24	24	22	21	20	17	17	17	18	20	20	21	22	21	21	20	17	15	14	13	12	10	9	9
	↖	↖	↖	↖	↖	↖	↖	↑	↑	↖	↖	↖	↖	↖	↖	↖	↖	↖	↖	↖	↖	↖	↖	↖
Houston Pilots E - 51/52	16	15	14	13	13	12	12	12	12	12	12	12	12	12	12	12	12	9	9	8	7	7	6	6
	24	24	22	21	20	17	17	18	18	20	20	21	21	20	20	18	16	15	14	13	12	10	9	9
	↖	↖	↖	↖	↖	↖	↖	↑	↑	↑	↖	↖	↖	↖	↖	↖	↖	↖	↖	↖	↖	↖	↖	↖
Houston Pilots D - 37/38	16	15	14	13	13	12	12	10	12	12	12	12	12	12	12	12	10	9	9	8	7	7	6	6
	24	24	22	21	20	17	17	17	18	20	20	20	20	20	20	18	15	15	13	13	12	10	9	9
	↖	↖	↖	↖	↖	↖	↖	↑	↑	↑	↑	↖	↖	↖	↖	↖	↖	↖	↖	↖	↖	↖	↖	↖
Houston Pilots C - 25/26	15	15	14	13	13	10	10	10	10	12	12	12	12	10	12	10	9	9	8	8	7	7	6	6
	24	23	22	21	20	17	17	17	17	20	20	20	18	20	18	17	15	14	13	13	12	10	9	9
	↖	↖	↖	↖	↖	↖	↖	↑	↑	↑	↑	↖	↖	↖	↖	↖	↖	↖	↖	↖	↖	↖	↖	↖
Houston Pilots B - 11/12	15	14	13	13	12	10	10	10	10	10	10	10	10	10	10	10	9	8	8	7	7	6	6	6
	23	22	21	20	18	17	17	17	17	17	17	17	17	17	17	15	15	14	12	12	12	10	9	9
	↖	↖	↖	↖	↖	↖	↖	↑	↑	↑	↑	↖	↖	↖	↖	↖	↖	↖	↖	↖	↖	↖	↑	↑
Houston Pilots A - 1 & 2 Bravo	17	16	15	14	13	13	13	12	10	10	10	10	10	9	9	9	9	9	9	9	8	8	8	8
	24	24	23	22	21	20	18	18	17	18	17	17	16	16	16	15	15	15	14	14	13	13	12	12
	↖	↖	↖	↖	↖	↖	↖	↖	↖	↖	↖	↖	↖	↖	↖	↖	↖	↖	↖	↖	↖	↖	↖	↖

NOTE: This is automated data that may/may not agree with the official BAM thinking that's found on the daily slides. This data should be used as a guide only.

Houston Pilots: SAT. 03/07/2026

Forecast Discussion

Precip: A few scattered thunderstorms moving in around 6 PM, with the main wave of more widespread storms arriving ~11 PM. Evening storms will be capable of a few gusts to 35 kts, hail, and lightning.

Wind: Winds will be out of the SE through the day, variable after 6 PM. N of Morgan's Point: Winds of 8 – 13 kts through 3 PM, calming slightly to 5 – 10 kts thereafter. Gusts of 22 – 27 kts from 12 AM – 3 AM, lowering to 19 – 24 kts through 12 PM. S of Morgan's Point: Winds of 9 – 14 kts through 3 PM, calming slightly to 5 – 10 kts thereafter. Gusts of 18 – 23 kts from 12 AM – 11 AM.

High Temps: N of Morgan's Point: Low 80s F. S of Morgan's Point: Mid 70s F.

Visibility: Patchy fog in play S of Morgan's Point through 10 AM, with only isolated pockets beyond then. Fog likely continues in patchy fashion at the Boarding Station.

Precip Image: 11 PM CT

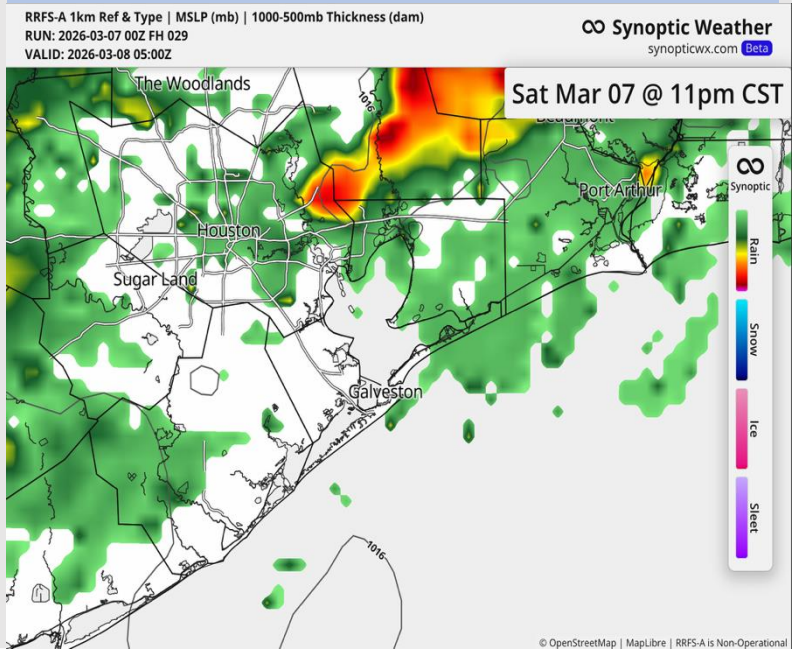

Wind Speed: 9 AM CT

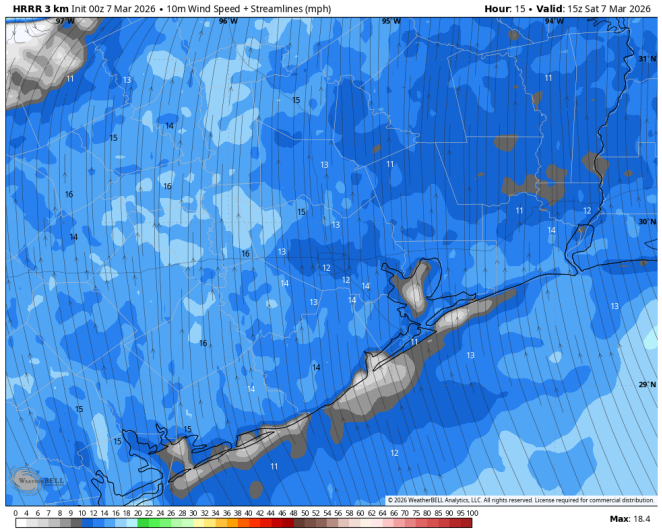



High Temps Today

Houston Pilots: SUN. 03/08/2026

Forecast Discussion

Precip: Widespread thunderstorms continuing through 8 AM, before a few isolated thundershowers can linger through the day. **Overnight storms will be capable of 35-kt gusts, hail, and lightning.**

Wind: Winds highly variable through the day, but generally from the SE through 6 AM, from the NW from 6 AM – 3 PM, and back to out of the SE thereafter. **N of Morgan's Point:** Winds of 5 – 10 kts. **S of Morgan's Point:** Winds of 7 – 12 kts through the day, briefly 12 – 17 kts from 2 AM – 8 AM as storms roll through. **Gusts of 20 – 25 kts possible from 2 AM – 8 AM as storms work through.**

High Temps: **N of Morgan's Point:** Mid 70s F. **S of Morgan's Point:** Low 70s F.

Visibility: A few patches of fog possible in the Bay after storms exit at 8 AM, filling in with greater coverage after 6 PM. Residual storm activity will help limit coverage.

Precip Image: 5 AM CT

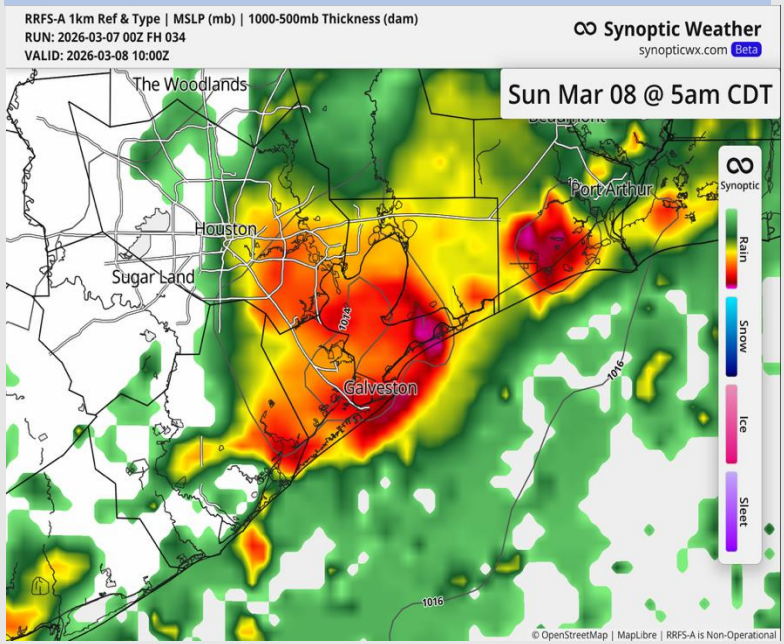

Wind Speed: 6 AM CDT

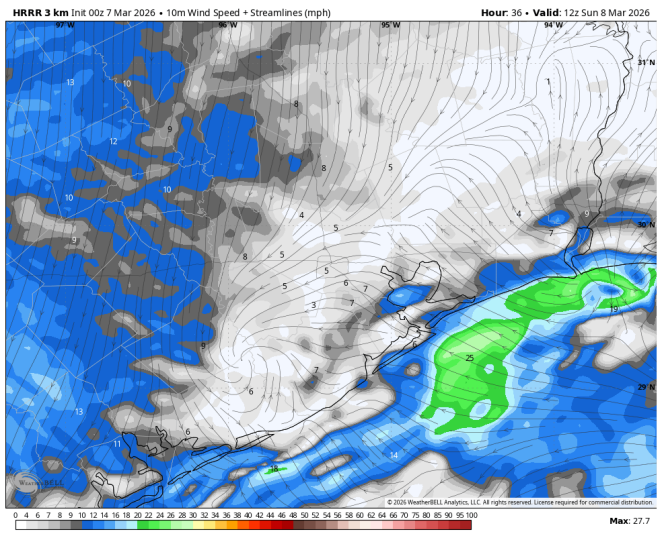

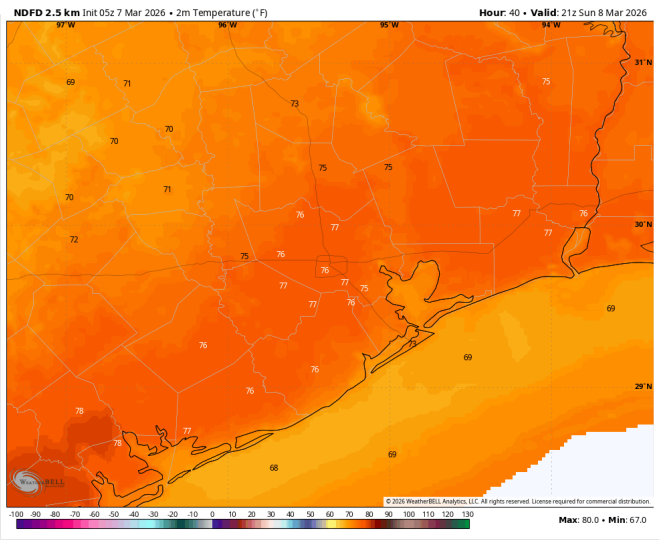

High Temps SUN

Houston Pilots: MON. 03/09/2026

Forecast Discussion

Precip: Dry time expected to dominate. A couple isolated thundershowers possible from 10 AM – 6 PM.

Wind: Winds wobbling from out of the SE and S through the day. **N of Morgan's Point:** Winds of 3 – 8 kts through 3 PM, increasingly slightly to 5 – 10 kts thereafter. **S of Morgan's Point:** Winds of 8 – 13 kts through the day, briefly 10 – 15 kts from 12 PM – 6 PM.

High Temps: **N of Morgan's Point:** Low 80s F. **S of Morgan's Point:** Upper 70s F.

Visibility: Patchy fog possible in the bay through Monday.

Precip Image: 1 PM CT

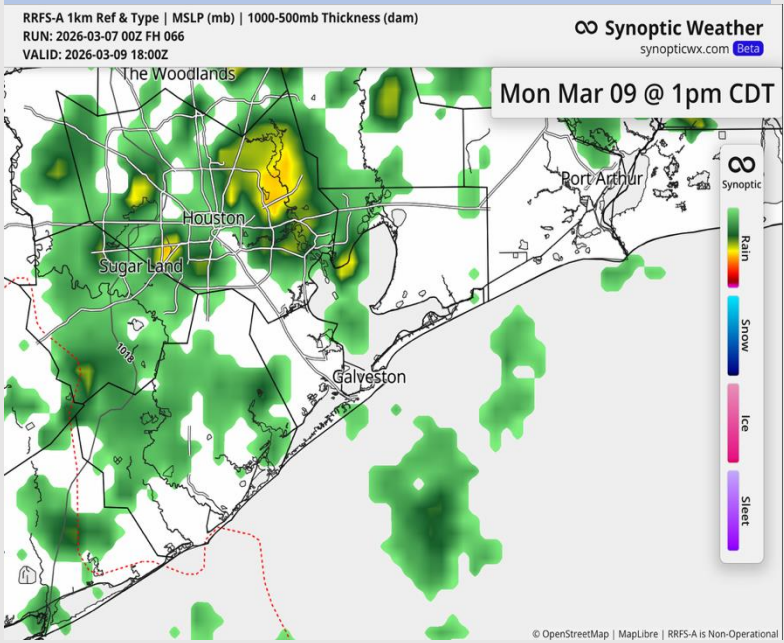

Wind Speed: 6 PM CDT

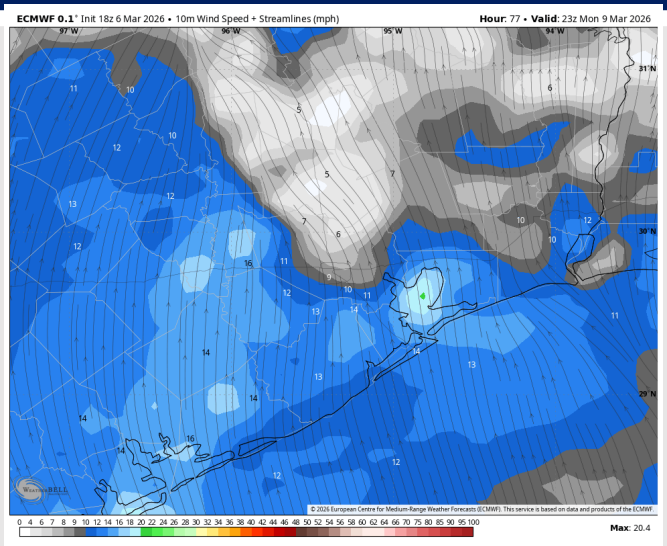



High Temps MON

Houston Pilots: 03/07/2026

Next 7 Day Temperature Departure

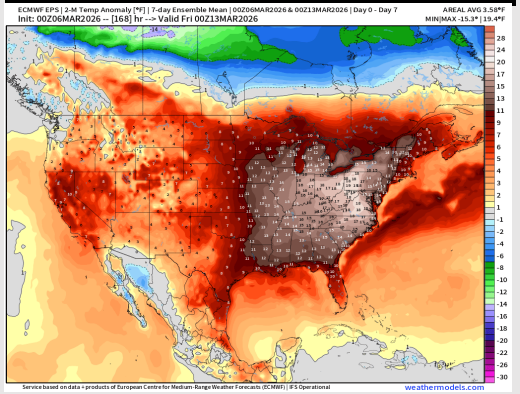

8-14 Day Temperature Departure

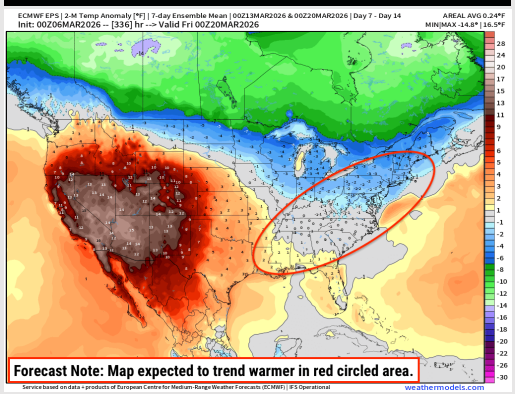

15-30 Day Temperature Departure

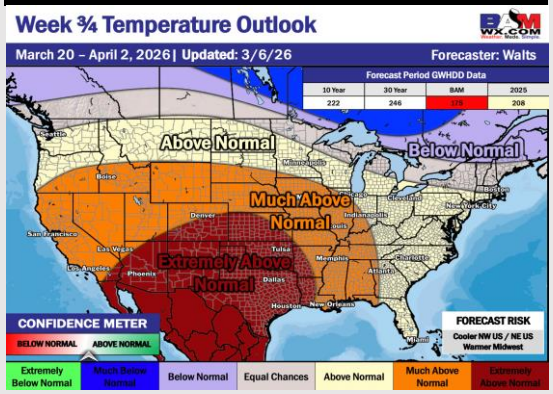

Next 7 Day Total Precipitation

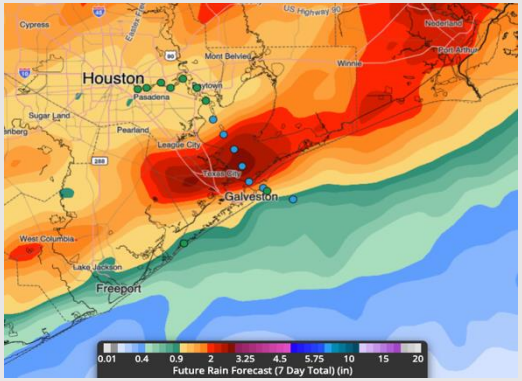

8-14 Day % of Average Precip.

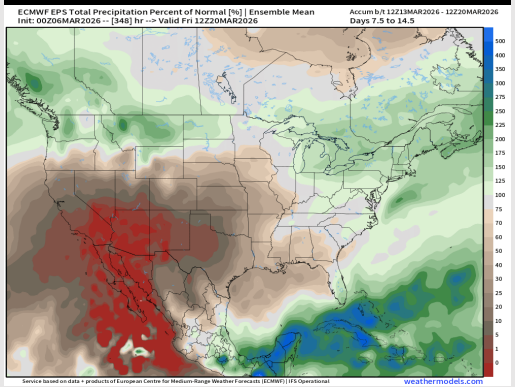

15-30 Day % of Average Precip.

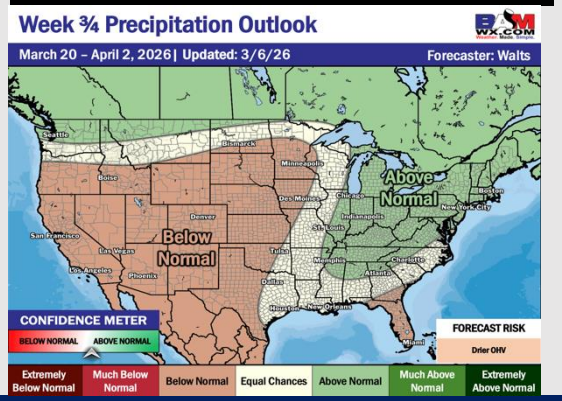

- Above normal temps are favored over the next 7 days.
- Above normal temperatures and near normal rain chances in the Week 2 period.
- Much above normal temperatures and above normal rainfall expected for mid to late March.