

Houston Pilots Forecast Package



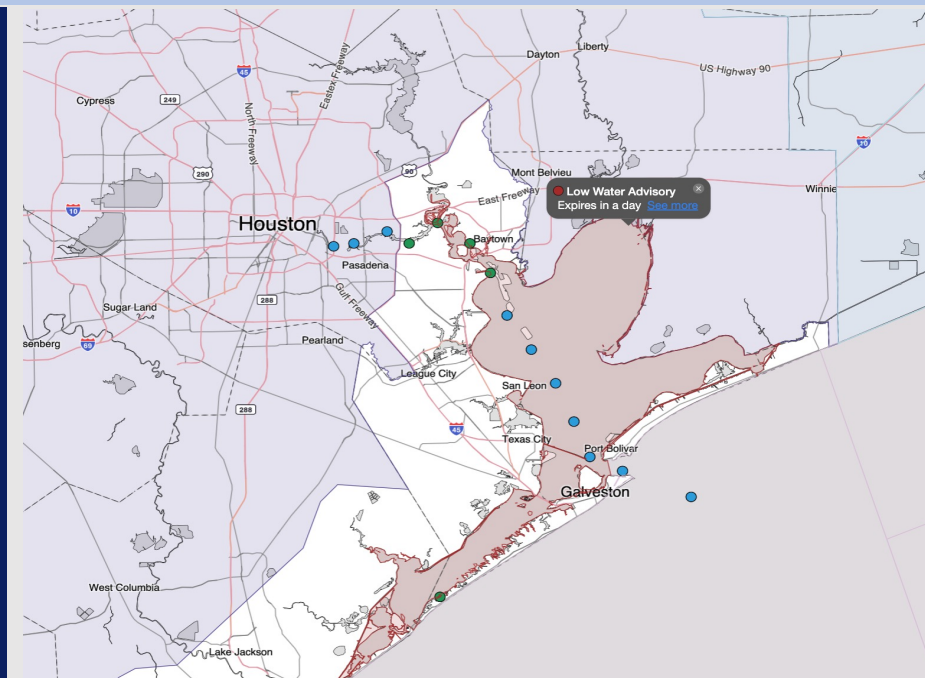
Updated: 1:10 AM CT

Sunday, February 1, 2026

Forecaster: John Kemper

Weather Headlines

- Dry conditions favored over the next 48 hours. Rain chances return Tuesday AM
- Patchy fog to be in play for Stations N of Morgan's Point on MON morning.
- **Gusty winds up to 25 kts remain in play for stations S of Morgan's Point through Tuesday.**



Current Radar: 1:00 AM CT

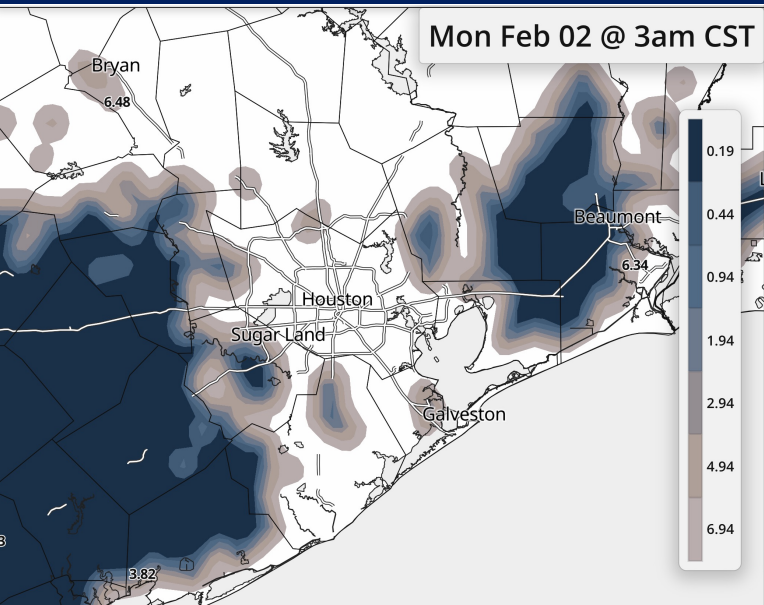
As always, please do not hesitate to reach out to us with any forecast questions at **(317)-560-8122**. **Press 1 for forecast questions.**



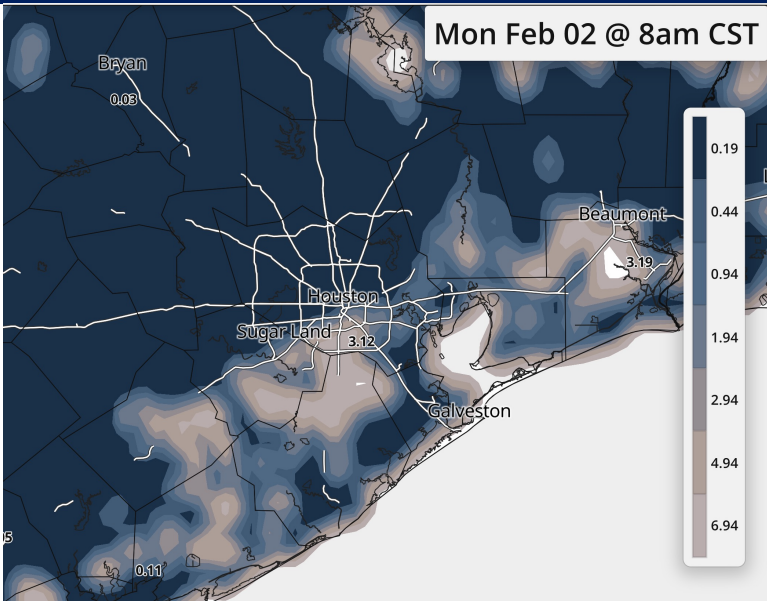
You can also access real-time forecast updates and 24/7 meteorological chat assistance on your **Clarity app.**

Houston Pilots Visibility Report

3 AM MON VISIBILITY



8 AM MON VISIBILITY



Confidence

Above
Normal

Below
Normal

TIMEFRAME
DISCUSSED

THREAT

3 AM – 9 AM MON

LOW - MEDIUM

Stations N of Morgan's Point can see a few pockets of patchy fog (visibilities ~1 mile) from 3 AM – 9 AM Monday morning. No fog is expected in the Bay or **S of Morgan's Point**.

Simulated visibility charts near 8AM are likely too overdone. Even so 5 – 8AM will be the most likely timeframe to see impactful fog drift over the narrow Buffalo Bayou.

Houston Pilots Extended Range Visibility Report



Wednesday 02/04/2026

Fog is not favored.

Forecast Confidence



Friday 02/06/2026

Fog is not favored.

Forecast Confidence



Thursday 02/05/2026

Fog is not favored.

Forecast Confidence



Chance for Fog

Wednesday AM	Unlikely
Wednesday PM	Unlikely
Thursday AM	Unlikely
Thursday PM	Unlikely
Friday AM	Unlikely
Friday PM	Unlikely

Houston Pilots Visibility Chart (miles)



Visibility	Sun 2 am	Sun 3 am	Sun 4 am	Sun 5 am	Sun 6 am	Sun 7 am	Sun 8 am	Sun 9 am	Sun 10 am	Sun 11 am	Sun 12 pm	Sun 1 pm	Sun 2 pm	Sun 3 pm	Sun 4 pm	Sun 5 pm	Sun 6 pm	Sun 7 pm	Sun 8 pm	Sun 9 pm	Sun 10 pm	Sun 11 pm	Mon 12 am	Mon 1 am
Houston Pilots N - 610 Bridge	10	10	10	10	10	10	10	10	10	10	10	10	10	10	10	10	10	10	10	10	10	10	10	10
Houston Pilots M - Kinder 1	10	10	10	10	10	10	10	10	10	10	10	10	10	10	10	10	10	10	10	10	10	10	10	10
Houston Pilots L - Greens Bayou	10	10	10	10	10	10	10	10	10	10	10	10	10	10	10	10	10	10	10	10	10	10	10	10
Houston Pilots K - Shell Crude	10	10	10	10	10	10	10	10	10	10	10	10	10	10	10	10	10	10	10	10	10	10	10	10
Houston Pilots J - Lynchburg Ferries	10	10	10	10	10	10	10	10	10	10	10	10	10	10	10	10	10	10	10	10	10	10	10	10
Houston Pilots I - Exxon 3	10	10	10	10	10	10	10	10	10	10	10	10	10	10	10	10	10	10	10	10	10	10	10	10
Houston Pilots H - Morgans Point	10	10	10	10	10	10	10	10	10	10	10	10	10	10	10	10	10	10	10	10	10	10	10	10
Houston Pilots G - 75/76	10	10	10	10	10	10	10	10	10	10	10	10	10	10	10	10	10	10	10	10	10	10	10	10
Houston Pilots F - 63/64	10	10	10	10	10	10	10	10	10	10	10	10	10	10	10	10	10	10	10	10	10	10	10	10
Houston Pilots E - 51/52	10	10	10	10	10	10	10	10	10	10	10	10	10	10	10	10	10	10	10	10	10	10	10	10
Houston Pilots D - 37/38	10	10	10	10	10	10	10	10	10	10	10	10	10	10	10	10	10	10	10	10	10	10	10	10
Houston Pilots C - 25/26	10	10	10	10	10	10	10	10	10	10	10	10	10	10	10	10	10	10	10	10	10	10	10	10
Houston Pilots B - 11/12	10	10	10	10	10	10	10	10	10	10	10	10	10	10	10	10	10	10	10	10	10	10	10	10
Houston Pilots A - 1 & 2 Bravo	10	10	10	10	10	10	10	10	10	10	10	10	10	10	10	10	10	10	10	10	10	10	10	10

NOTE: This is automated data that may/may not agree with the official BAM thinking that's found on the daily slides or special visibility report slides. This data should be used as a guide only

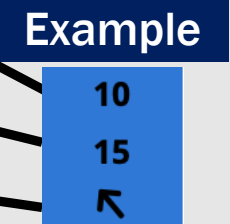
Houston Pilots Wind Chart



Forecast Confidence



Sustained Wind 10 Knots
Gusts 15 Knots
Wind from the SE



Wind	Sun 2 am	Sun 3 am	Sun 4 am	Sun 5 am	Sun 6 am	Sun 7 am	Sun 8 am	Sun 9 am	Sun 10 am	Sun 11 am	Sun 12 pm	Sun 1 pm	Sun 2 pm	Sun 3 pm	Sun 4 pm	Sun 5 pm	Sun 6 pm	Sun 7 pm	Sun 8 pm	Sun 9 pm	Sun 10 pm	Sun 11 pm	Mon 12 am	Mon 1 am
Houston Pilots N - 610 Bridge	3	3	5	3	3	3	3	3	3	3	3	3	3	3	3	3	3	3	3	3	3	3	3	3
	7	8	9	8	8	8	8	8	8	8	7	7	8	8	9	8	7	7	7	8	9	9	9	9
	↙	↙	↙	↙	↙	↙	↙	↙	↙	↙	↙	↙	↗	↗	↗	↗	↗	↑	↑	↑	↑	↑	↑	↑
Houston Pilots M - Kinder 1	3	3	5	5	3	3	3	3	3	3	3	3	3	3	3	3	3	3	3	3	3	3	3	3
	7	8	9	9	9	8	8	8	8	8	7	7	8	8	8	8	7	7	7	8	9	9	9	9
	↙	↙	↙	↙	↙	↙	↙	↙	↙	↙	↙	↙	↗	↗	↗	↗	↗	↑	↑	↑	↑	↑	↑	↑
Houston Pilots L - Greens Bayou	3	3	5	5	3	3	3	3	3	3	3	3	3	3	3	3	3	3	3	3	3	3	3	3
	7	8	9	8	8	8	8	8	8	8	7	7	7	8	9	8	8	8	7	8	9	9	8	9
	↙	↙	↙	↙	↙	↙	↙	↙	↙	↙	↙	↙	↗	↗	↗	↗	↑	↙	↑	↑	↑	↑	↑	↑
Houston Pilots K - Shell Crude	3	3	5	5	5	5	3	3	3	3	3	3	3	3	3	3	3	5	3	3	5	3	3	3
	7	8	9	9	9	8	9	8	8	8	7	7	8	8	9	8	8	8	8	8	9	9	8	8
	↙	↙	↙	↙	↙	↙	↙	↙	↙	↙	↙	↙	↗	↗	↗	↗	↑	↙	↑	↑	↑	↑	↑	↑
Houston Pilots J - Lynchburg Ferries	3	3	3	3	3	3	3	3	3	3	3	3	2	3	3	3	3	3	3	3	3	3	3	3
	6	7	8	8	8	8	8	8	8	8	7	7	7	8	9	9	8	8	7	8	8	8	8	8
	↙	↙	↙	↙	↙	↙	↙	↙	↙	↙	↙	↙	↗	↗	↗	↑	↙	↙	↑	↑	↑	↑	↑	↑
Houston Pilots I - Exxon 3	6	7	8	7	7	7	6	6	6	5	3	3	3	5	6	6	6	7	7	7	7	6	6	6
	8	9	10	10	10	10	9	9	9	8	8	7	8	9	10	10	9	10	10	10	9	9	9	10
	↙	↙	↙	↙	↙	↙	↙	↙	↙	↙	↙	↙	↗	↗	↑	↙	↙	↙	↑	↑	↑	↗	↗	↗
Houston Pilots H - Morgans Point	6	7	8	8	7	7	6	6	6	5	3	3	3	5	6	6	6	7	7	7	7	6	6	6
	9	10	12	10	10	10	9	9	9	9	8	7	8	9	10	10	10	12	10	10	9	9	9	9
	↙	↙	↙	↙	↙	↙	↙	↙	↙	↙	↙	↙	↗	↗	↑	↙	↙	↙	↑	↑	↗	↗	↗	↗
Houston Pilots G - 75/76	8	9	10	9	9	9	8	8	7	6	5	3	3	5	5	6	7	8	8	8	8	8	8	7
	12	13	14	14	14	13	12	10	10	9	9	8	9	10	10	12	10	13	12	12	12	10	10	12
	↙	↙	↙	↙	↙	↙	↙	↙	↙	↙	↙	↙	↙	↙	↙	↙	↙	↑	↑	↑	↗	↗	↗	↗
Houston Pilots F - 63/64	8	9	10	10	10	9	8	8	7	6	5	3	3	3	6	6	7	8	8	8	8	8	7	7
	13	13	15	15	15	14	13	10	10	9	9	8	8	9	10	12	10	13	12	12	10	10	10	10
	↙	↙	↙	↙	↙	↙	↙	↙	↙	↙	↙	↙	↙	↙	↙	↙	↙	↑	↑	↑	↗	↗	↗	↗
Houston Pilots E - 51/52	8	9	10	10	10	10	9	8	8	6	5	3	3	5	6	6	6	8	8	8	8	7	7	7
	13	14	15	15	15	15	13	12	10	9	9	8	8	9	10	10	10	12	10	12	10	10	10	10
	↙	↙	↙	↙	↙	↙	↙	↙	↙	↙	↙	↙	↙	↙	↙	↙	↙	↑	↑	↑	↗	↗	↗	↗
Houston Pilots D - 37/38	8	9	10	10	10	10	9	8	8	6	6	5	3	5	6	6	6	7	7	7	7	7	7	7
	13	14	15	15	15	15	14	12	12	10	9	8	8	9	10	9	9	10	10	10	10	10	10	10
	↙	↙	↙	↙	↙	↙	↙	↙	↙	↙	↙	↙	↙	↙	↙	↑	↑	↑	↑	↑	↗	↗	↗	↗
Houston Pilots C - 25/26	8	9	10	10	10	10	9	8	8	7	6	5	5	5	6	6	6	6	6	7	7	7	7	7
	13	14	15	15	15	15	14	12	12	10	10	8	9	9	9	9	9	10	9	10	10	10	10	10
	↙	↙	↙	↙	↙	↙	↙	↙	↙	↙	↙	↙	↙	↙	↙	↑	↑	↑	↑	↑	↗	↗	↗	↗
Houston Pilots B - 11/12	8	9	10	10	9	9	8	8	8	7	6	5	5	5	5	6	6	6	6	6	6	6	6	6
	13	14	15	15	15	15	14	12	12	10	10	8	8	9	9	8	8	9	9	10	9	9	10	12
	↙	↙	↙	↙	↙	↙	↙	↙	↙	↙	↙	↙	↙	↙	↙	↑	↑	↑	↑	↑	↗	↗	↗	↗
Houston Pilots A - 1 & 2 Bravo	10	10	12	12	12	12	10	10	8	7	6	5	3	3	3	5	6	6	7	7	8	8	8	8
	15	16	17	17	17	16	17	15	14	13	12	10	8	8	7	8	8	10	10	12	12	12	12	13
	↙	↙	↙	↙	↙	↙	↙	↙	↙	↙	↙	↙	↙	↙	↙	↑	↑	↑	↑	↗	↗	↗	↗	↗

NOTE: This is automated data that may/may not agree with the official BAM thinking that's found on the daily slides.
This data should be used as a guide only.

Houston Pilots: SUN. 02/01/2026

Forecast Discussion

Precip: Dry conditions favored for today.

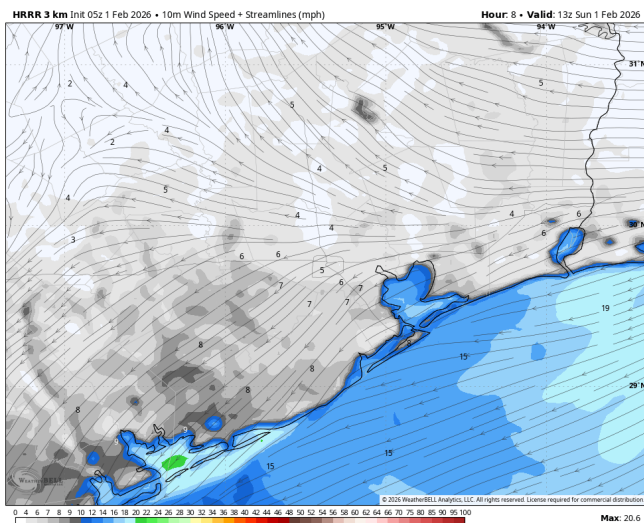
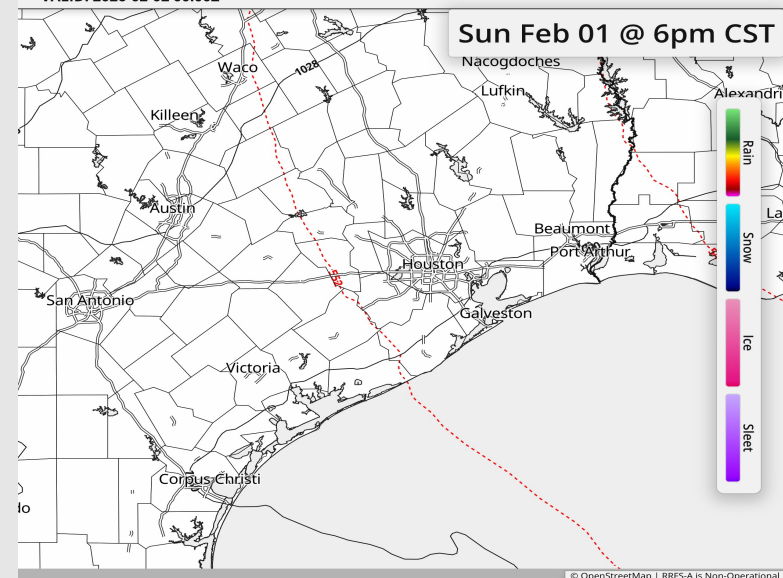
Wind: Winds out of the E through 10 AM, quickly becoming variable for the remainder of the day. **N of Morgan's Point:** Winds of 3 – 8 kts through 10 AM, then 3 – 5 kts thereafter. **S of Morgan's Point:** Winds of 8 – 13 kts through 10 AM, lowering to 3 – 8 kts thereafter.

High Temps: **N of Morgan's Point:** Mid 50s F. **S of Morgan's Point:** Low 50s F.

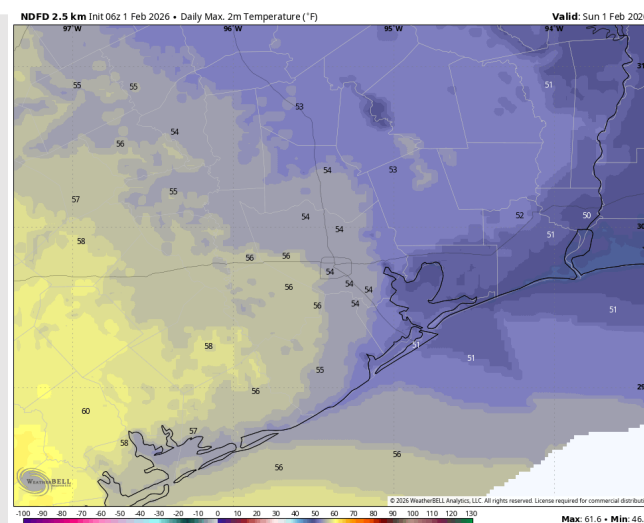
Visibility: No visibility concerns for today.

Precip Image: 6 PM CT

RRFS-A 1km Ref & Type | MSLP (mb) | 1000-500mb Thickness (dam) **Synoptic Weather**
RUN: 2026-01-31 00Z FH 048
VALID: 2026-02-02 00:00Z
synopticwx.com **Beta**



Wind Speed:
7 AM CT



High Temps
Today

Houston Pilots: MON. 02/02/2026

Forecast Discussion

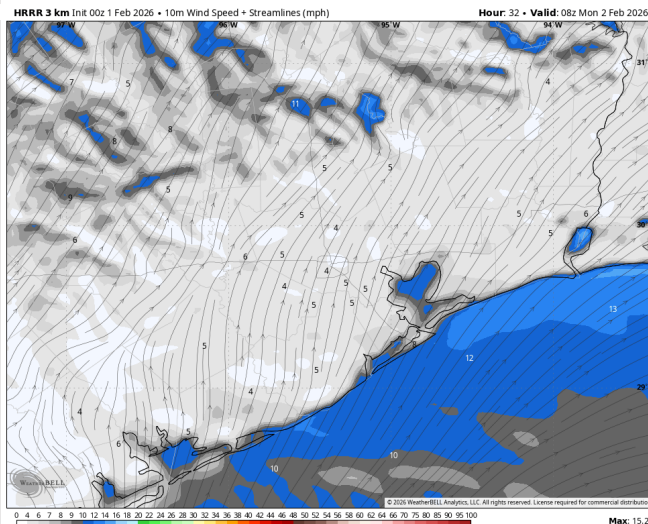
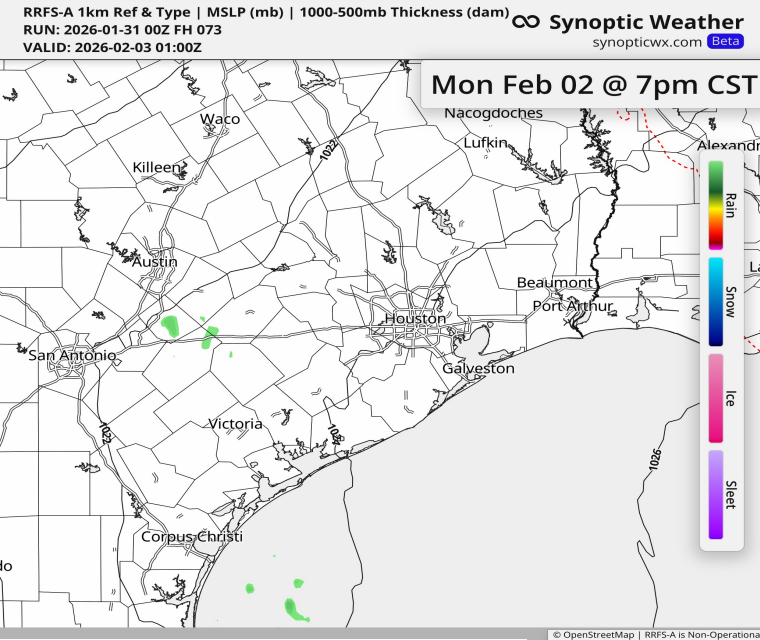
Precip: Dry conditions favored for MON. We will want to watch for isolated showers after 6 PM.

Wind: Winds out of the SW through 7 AM, slowly becoming variable through 1PM before returning to out of the SW. **N of Morgan's Point:** Winds of 5 – 10 kts through the day. **A few gusts to 20 kts after 1 PM. S of Morgan's Point:** Winds of 5 – 10 kts through the entire day. **A few gusts to 20 kts after 1 PM, with a couple gusts to 23 kts at the Boarding Station after 4PM.**

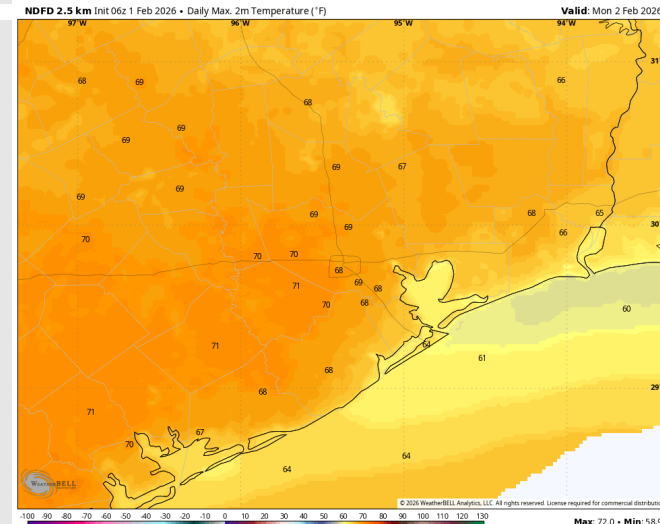
High Temps: **N of Morgan's Point:** Upper 60s F. **S of Morgan's Point:** Mid 60s F.

Visibility: Patchy pockets of fog N of Morgan's Point from 3 AM – 9 AM.

Precip Image: 7 PM CT



Wind Speed:
2 AM CT



High Temps
MON

Houston Pilots: TUE. 02/03/2026

Forecast Discussion

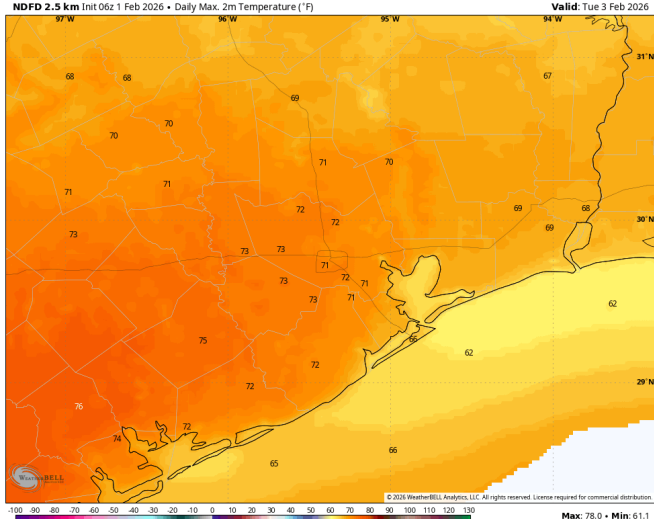
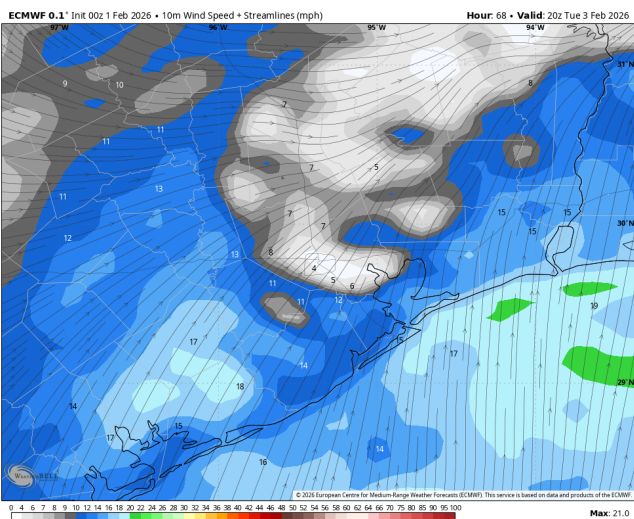
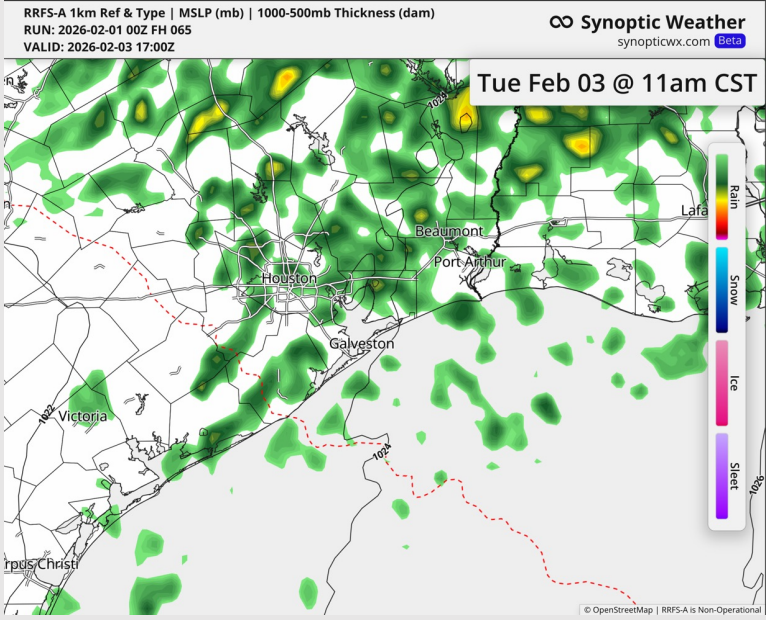
Precip: Scattered showers to be possible from 6AM – 4PM for all stations. A few downpours can't be ruled out from 11AM – 3PM.

Wind: Winds to remain out of the S for the entire day. **N of Morgan's Point:** Winds of 4 – 9 kts expected for the entire day. **S of Morgan's Point:** Winds of 13 – 18 kts, decreasing to 8 – 13 kts after 6PM. **Gusts of 22 – 25 kts from 9AM onward, primarily S of Morgan's Point.**

High Temps: **N of Morgan's Point:** Upper 60s F to Upper 70s F. **S of Morgan's Point:** Lower 60s F.

Visibility: No visibility concerns for Tuesday!

Precip Image: 11 AM CT

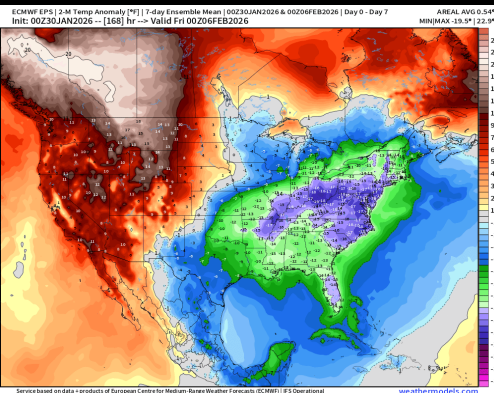


Wind Speed:
2 PM CT

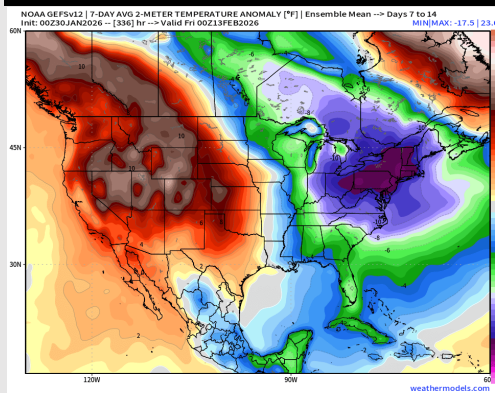
High Temps
TUE

Houston Pilots: 02/01/2026

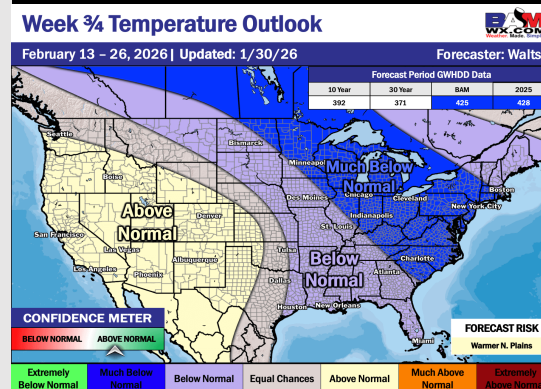
Next 7 Day Temperature Departure



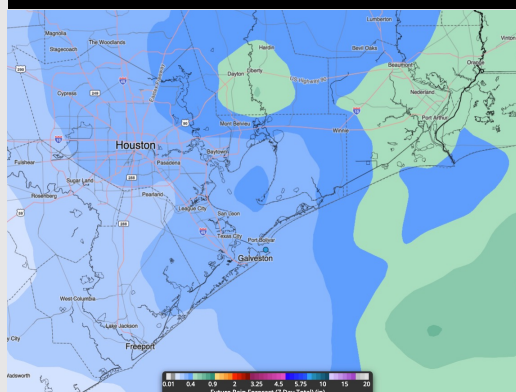
8-14 Day Temperature Departure



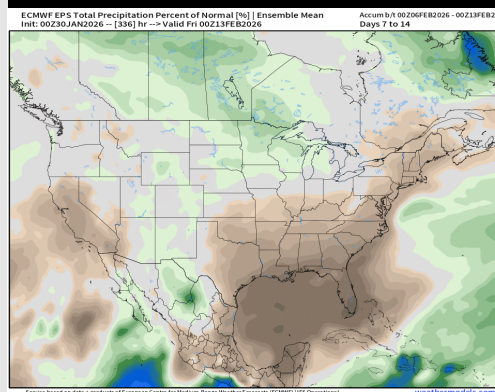
15-30 Day Temperature Departure



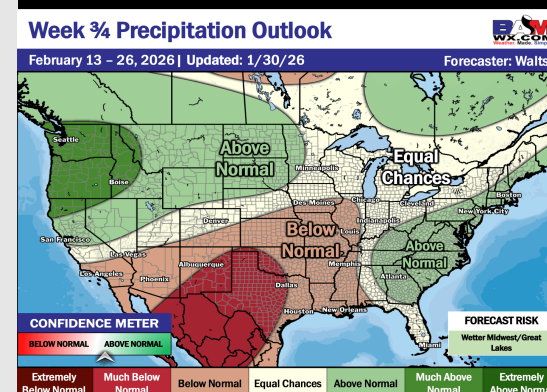
Next 7 Day Total Precipitation



8-14 Day % of Average Precip.



15-30 Day % of Average Precip.



- Much below normal temps are favored over the next 7 days with rain chances arriving mid next week.
- Above normal temperatures and below normal rain chances in the Week 2 period.
- Below normal temperatures and below normal rainfall expected for mid to late February.