

Houston Pilots Forecast Package



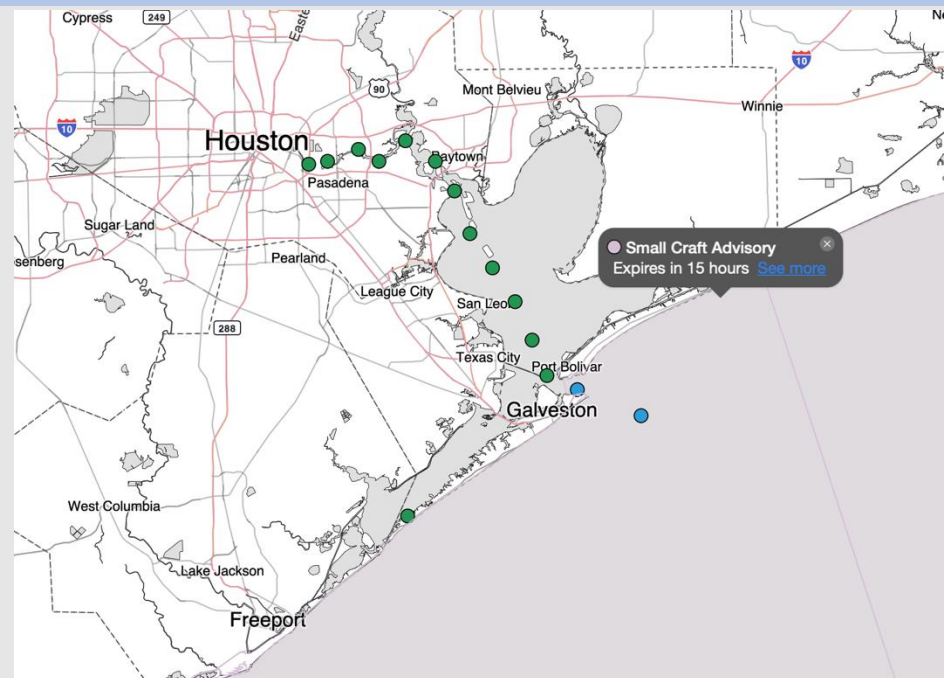
Updated: 2:45 PM CT

Wednesday, February 4th, 2026

Forecaster: Hope Kleitsch

Weather Headlines

- Fog is not favored over the next 72 hours.
- Dry conditions favored over the next 72 hours.
- Wind gusts up to 25 kts will be possible for ALL stations through Thursday morning.



Current Radar: 2:45 PM CT

As always, please do not hesitate to reach out to us with any forecast questions at (317)-560-8122. Press 1 for forecast questions.



You can also access real-time forecast updates and 24/7 meteorological chat assistance on your [Clarity](#) app.

Houston Pilots Extended Range Visibility Report



Saturday 02/07/2026

Fog is not favored.

Forecast Confidence



Monday 02/09/2026

Fog is possible N of Morgan’s Point from 3 AM – 9 AM, however confidence remains low at this range.

Forecast Confidence



Sunday 02/08/2026

Fog is not favored.

Forecast Confidence



Chance for Fog

Saturday AM	Unlikely
Saturday PM	Unlikely
Sunday AM	Unlikely
Sunday PM	Unlikely
Monday AM	Possible
Monday PM	Unlikely

Houston Pilots Visibility Chart (miles)



Visibility	Wed 4 pm	Wed 5 pm	Wed 6 pm	Wed 7 pm	Wed 8 pm	Wed 9 pm	Wed 10 pm	Wed 11 pm	Thu 12 am	Thu 1 am	Thu 2 am	Thu 3 am	Thu 4 am	Thu 5 am	Thu 6 am	Thu 7 am	Thu 8 am	Thu 9 am	Thu 10 am	Thu 11 am	Thu 12 pm	Thu 1 pm	Thu 2 pm	Thu 3 pm
Houston Pilots N - 610 Bridge	10	10	10	10	10	10	10	10	10	10	10	10	10	10	10	10	10	10	10	10	10	10	10	10
Houston Pilots M - Kinder 1	10	10	10	10	10	10	10	10	10	10	10	10	10	10	10	10	10	10	10	10	10	10	10	10
Houston Pilots L - Greens Bayou	10	10	10	10	10	10	10	10	10	10	10	10	10	10	10	10	10	10	10	10	10	10	10	10
Houston Pilots K - Shell Crude	10	10	10	10	10	10	10	10	10	10	10	10	10	10	10	10	10	10	10	10	10	10	10	10
Houston Pilots J - Lynchburg Ferries	10	10	10	10	10	10	10	10	10	10	10	10	10	10	10	10	10	10	10	10	10	10	10	10
Houston Pilots I - Exxon 3	10	10	10	10	10	10	10	10	10	10	10	10	10	10	10	10	10	10	10	10	10	10	10	10
Houston Pilots H - Morgans Point	10	10	10	10	10	10	10	10	10	10	10	10	10	10	10	10	10	10	10	10	10	10	10	10
Houston Pilots G - 75/76	10	10	10	10	10	10	10	10	10	10	10	10	10	10	10	10	10	10	10	10	10	10	10	10
Houston Pilots F - 63/64	10	10	10	10	10	10	10	10	10	10	10	10	10	10	10	10	10	10	10	10	10	10	10	10
Houston Pilots E - 51/52	10	10	10	10	10	10	10	10	10	10	10	10	10	10	10	10	10	10	10	10	10	10	10	10
Houston Pilots D - 37/38	10	10	10	10	10	10	10	10	10	10	10	10	10	10	10	10	10	10	10	10	10	10	10	10
Houston Pilots C - 25/26	10	10	10	10	10	10	10	10	10	10	10	10	10	10	10	10	10	10	10	10	10	10	10	10
Houston Pilots B - 11/12	10	10	10	10	10	10	10	10	10	10	10	10	10	10	10	10	10	10	10	10	10	10	10	10
Houston Pilots A - 1 & 2 Bravo	10	10	10	10	10	10	10	10	10	10	10	10	10	10	10	10	10	10	10	10	10	10	10	10

NOTE: This is automated data that may/may not agree with the official BAM thinking that’s found on the daily slides or special visibility report slides. This data should be used as a guide only

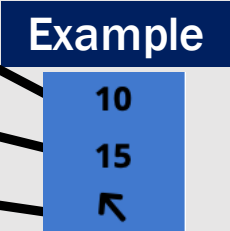
Houston Pilots Wind Chart



Forecast Confidence



Sustained Wind 10 Knots
Gusts 15 Knots
Wind from the SE



Wind	Wed 4 pm	Wed 5 pm	Wed 6 pm	Wed 7 pm	Wed 8 pm	Wed 9 pm	Wed 10 pm	Wed 11 pm	Thu 12 am	Thu 1 am	Thu 2 am	Thu 3 am	Thu 4 am	Thu 5 am	Thu 6 am	Thu 7 am	Thu 8 am	Thu 9 am	Thu 10 am	Thu 11 am	Thu 12 pm	Thu 1 pm	Thu 2 pm	Thu 3 pm
Houston Pilots N - 610 Bridge	12	12	10	9	9	9	9	9	8	8	7	7	6	6	5	5	3	3	3	5	6	6	6	6
	23	22	21	20	18	18	20	18	17	16	15	14	13	12	10	9	9	8	8	9	10	13	12	13
	↓	↓	↓	↓	↓	↓	↓	↓	↓	↓	↓	↓	↓	↓	↓	↓	↓	↓	↓	↓	↓	↓	↓	↓
Houston Pilots M - Kinder 1	12	12	10	9	9	9	9	8	8	8	7	6	6	6	5	5	3	3	3	5	6	6	6	6
	23	22	20	18	18	18	18	18	17	16	15	14	13	12	10	9	9	8	8	9	10	13	12	13
	↓	↓	↓	↓	↓	↓	↓	↓	↓	↓	↓	↓	↓	↓	↓	↓	↓	↓	↓	↓	↓	↓	↓	↓
Houston Pilots L - Greens Bayou	12	12	10	9	8	9	9	8	8	8	7	6	6	6	5	5	3	3	3	5	6	6	6	6
	22	21	20	18	17	18	18	18	17	16	15	14	13	12	10	9	8	8	8	9	10	13	12	12
	↓	↓	↓	↓	↓	↓	↓	↓	↓	↓	↓	↓	↓	↓	↓	↓	↓	↓	↓	↓	↓	↓	↓	↓
Houston Pilots K - Shell Crude	12	12	10	9	8	9	9	8	8	8	7	7	6	6	5	5	3	3	3	5	6	6	6	6
	22	21	20	18	17	18	18	18	17	16	15	14	13	12	10	9	9	8	8	9	10	13	12	12
	↓	↓	↓	↓	↓	↓	↓	↓	↓	↓	↓	↓	↓	↓	↓	↓	↓	↓	↓	↓	↓	↓	↓	↓
Houston Pilots J - Lynchburg Ferries	12	12	10	8	8	8	8	8	8	8	7	6	6	6	5	3	3	3	3	5	6	6	6	6
	22	21	20	18	17	17	18	17	16	16	15	14	12	10	10	9	8	8	8	9	10	12	12	12
	↓	↓	↓	↓	↓	↓	↓	↓	↓	↓	↓	↓	↓	↓	↓	↓	↓	↓	↓	↓	↓	↓	↓	↓
Houston Pilots I - Exxon 3	14	14	13	13	13	13	13	13	13	12	10	10	9	8	8	7	6	6	6	6	6	6	6	7
	22	21	20	20	18	18	20	20	18	18	16	15	14	13	12	10	9	9	9	10	10	13	12	13
	↓	↓	↓	↓	↓	↓	↓	↓	↓	↓	↓	↓	↓	↓	↓	↓	↓	↓	↓	↓	↓	↓	↓	↓
Houston Pilots H - Morgans Point	13	13	13	13	12	13	13	13	12	12	10	10	9	8	8	7	6	6	6	6	6	6	6	7
	22	22	20	20	18	18	20	20	18	18	17	16	15	14	13	10	10	9	9	10	10	13	12	13
	↓	↓	↓	↓	↓	↓	↓	↓	↓	↓	↓	↓	↓	↓	↓	↓	↓	↓	↓	↓	↓	↓	↓	↓
Houston Pilots G - 75/76	15	15	14	13	14	14	14	14	14	14	14	13	12	10	10	9	8	7	7	6	6	6	6	6
	24	23	22	20	20	21	21	21	21	21	20	18	17	16	15	14	13	10	10	10	12	13	12	13
	↓	↓	↓	↓	↓	↓	↓	↓	↓	↓	↓	↓	↓	↓	↓	↓	↓	↓	↓	↓	↓	↓	↓	↓
Houston Pilots F - 63/64	14	14	14	13	14	14	14	15	15	15	14	13	13	12	10	9	8	8	7	7	6	6	6	6
	23	22	21	20	20	21	21	21	21	21	20	20	18	17	16	15	13	12	10	12	12	13	12	13
	↓	↓	↓	↓	↓	↓	↓	↓	↓	↓	↓	↓	↓	↓	↓	↓	↓	↓	↓	↓	↓	↓	↓	↓
Houston Pilots E - 51/52	14	14	14	14	14	14	14	15	15	15	15	14	13	13	12	10	9	8	8	7	6	6	6	6
	22	22	21	20	20	21	21	21	22	22	21	20	20	17	17	16	14	13	12	12	12	13	12	12
	↓	↓	↓	↓	↓	↓	↓	↓	↓	↓	↓	↓	↓	↓	↓	↓	↓	↓	↓	↓	↓	↓	↓	↓
Houston Pilots D - 37/38	14	14	14	14	14	14	15	15	15	15	15	15	14	13	13	12	10	9	8	7	7	6	6	6
	22	22	21	20	21	21	21	22	22	22	22	21	20	18	17	17	15	14	13	13	12	13	12	12
	↓	↓	↓	↓	↓	↓	↓	↓	↓	↓	↓	↓	↓	↓	↓	↓	↓	↓	↓	↓	↓	↓	↓	↓
Houston Pilots C - 25/26	14	14	14	14	14	14	15	15	15	15	15	15	14	13	13	12	10	9	8	8	7	7	6	6
	22	22	21	20	21	21	21	22	22	23	22	21	21	20	18	17	16	15	13	13	12	13	12	12
	↓	↓	↓	↓	↓	↓	↓	↓	↓	↓	↓	↓	↓	↓	↓	↓	↓	↓	↓	↓	↓	↓	↓	↓
Houston Pilots B - 11/12	13	13	13	13	13	13	13	14	15	15	15	14	14	13	13	12	10	9	8	8	8	7	7	6
	21	21	20	20	20	21	21	21	22	22	22	21	21	20	18	17	16	15	14	13	12	13	12	10
	↓	↓	↓	↓	↓	↓	↓	↓	↓	↓	↓	↓	↓	↓	↓	↓	↓	↓	↓	↓	↓	↓	↓	↓
Houston Pilots A - 1 & 2 Bravo	14	14	14	15	15	15	15	17	17	17	17	17	16	16	15	14	13	12	10	9	8	7	7	6
	22	21	21	21	22	23	23	24	25	25	25	24	23	23	22	20	18	17	16	15	13	13	12	12
	↓	↓	↓	↓	↓	↓	↓	↓	↓	↓	↓	↓	↓	↓	↓	↓	↓	↓	↓	↓	↓	↓	↓	↓

NOTE: This is automated data that may/may not agree with the official BAM thinking that's found on the daily slides.
This data should be used as a guide only.

Houston Pilots: WED. 02/04/2026

Forecast Discussion

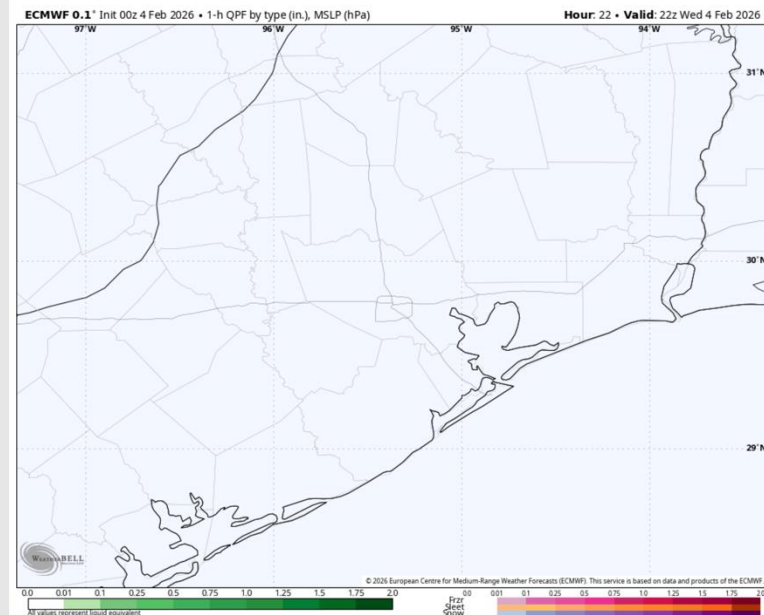
Precip: Favoring dry conditions today.

Wind: Winds will be out of the N for the rest of the day. **N of Morgan's Point:** Winds will be at 8 – 13 kts. **S of Morgan's Point:** Winds will be at 5 – 10 kts. **Boarding Station:** Winds of 13 – 18 kts. **Wind gusts up to 23 kts will be possible for all Stations for the remainder of the day.**

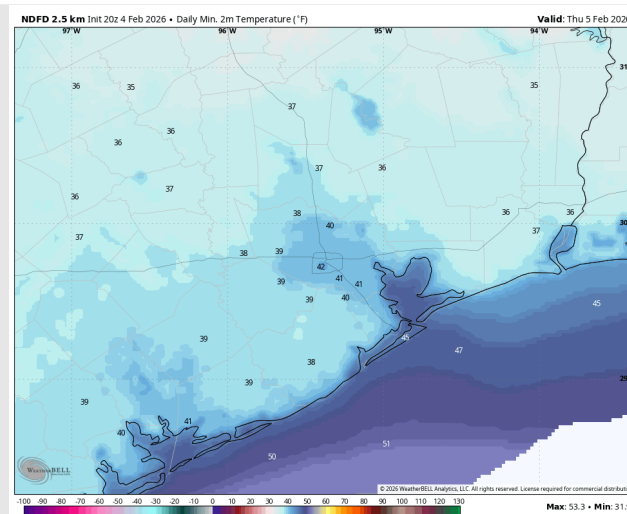
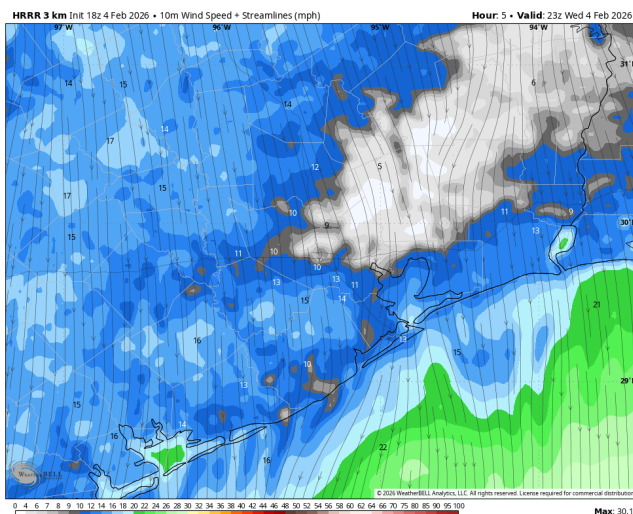
Low Temps: **N of Morgan's Point:** Low 40s F. **S of Morgan's Point:** Mid 40s F.

Visibility: No visibility concerns for today.

Precip Image: 4 PM CT



Wind Speed:
5PM CT



Low Temps
THU AM

Forecast Discussion

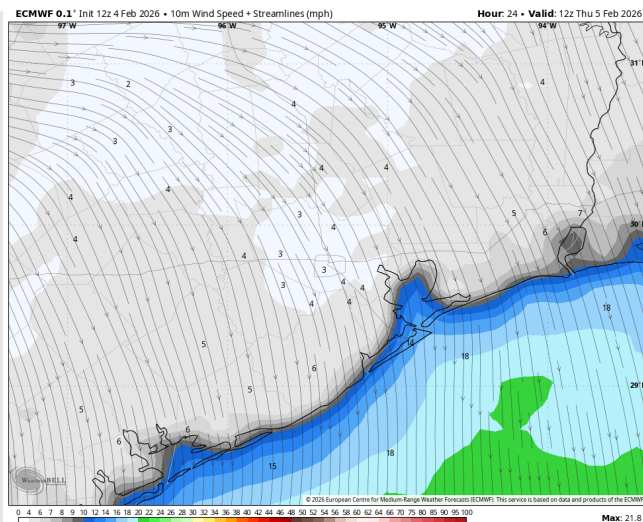
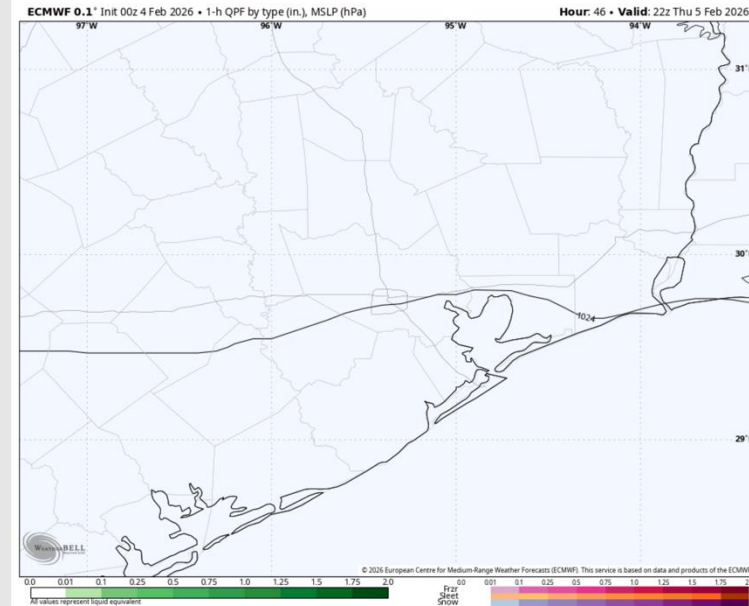
Precip: Dry conditions favored Thursday.

Wind: Winds out of the N through 1 PM, turning to out of the SW by 6 PM. **N of Morgan's Point:** Winds will be at 3 – 8 kts through the day. **S of Morgan's Point:** Winds will be at 8 – 13 kts. **Gusts up to 20 kts through 8AM for Stations S of Morgan's Point.**

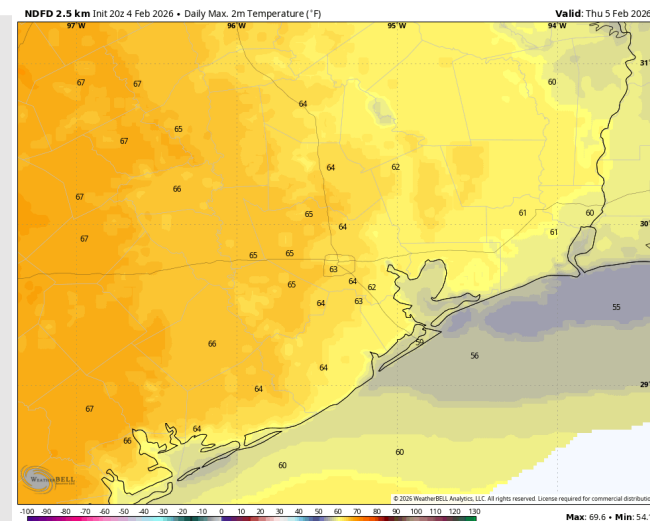
High Temps: **N of Morgan's Point:** Low 60s F. **S of Morgan's Point:** Upper 50s F.

Visibility: No visibility concerns for Thursday.

Precip Image: 4 PM CT



Wind Speed:
6 AM CT



High Temps
Thursday

Houston Pilots: FRI. 02/06/2026

Forecast Discussion

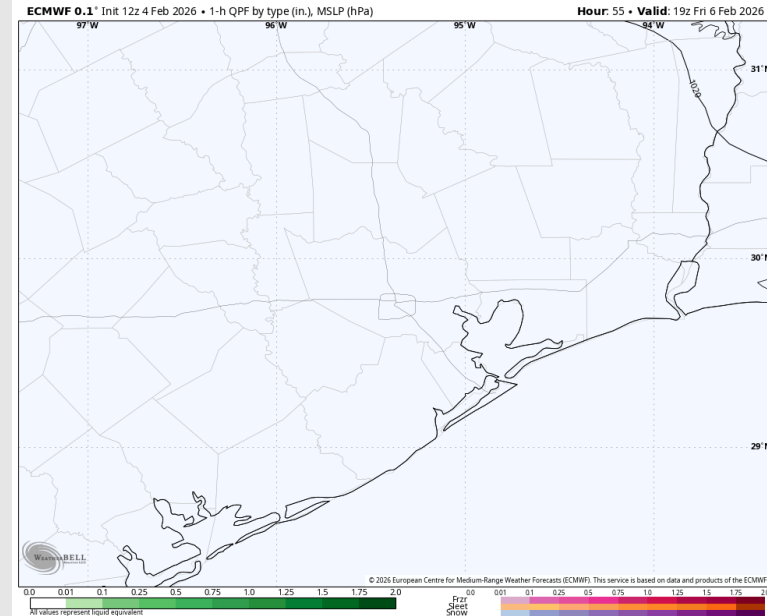
Precip: Favoring dry conditions Friday.

Wind: Winds will be generally out of the W Friday. **N of Morgan's Point:** Winds will be at 2 - 7 kts. **S of Morgan's Point:** Winds will be at 6 - 11 kts, slightly higher at the Boarding Station with winds of 12 - 17 kts through 11AM.

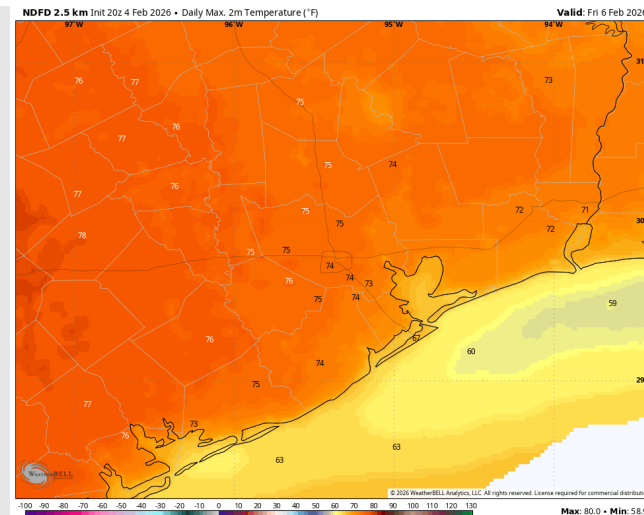
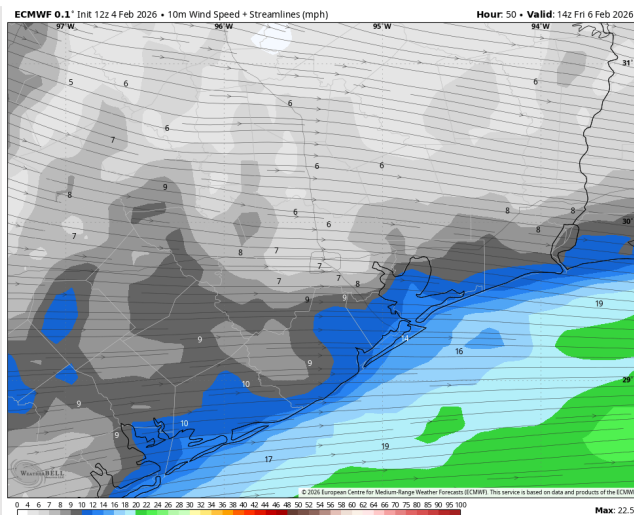
High Temps: **N of Morgan's Point:** Low 70s F. **S of Morgan's Point:** Near 70 F.

Visibility: No visibility concerns Friday.

Precip Image: 1 PM CT



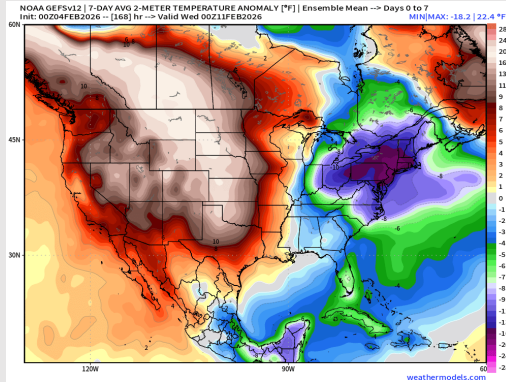
Wind Speed:
9 AM CT



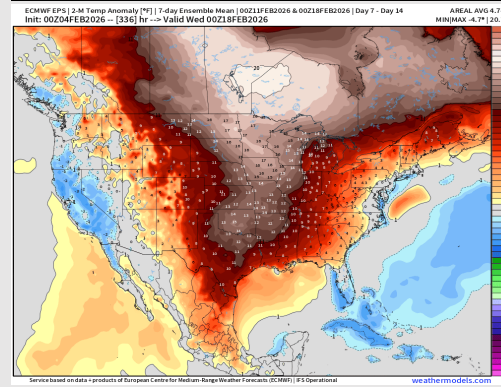
High Temps
Friday

Houston Pilots: 02/04/2026

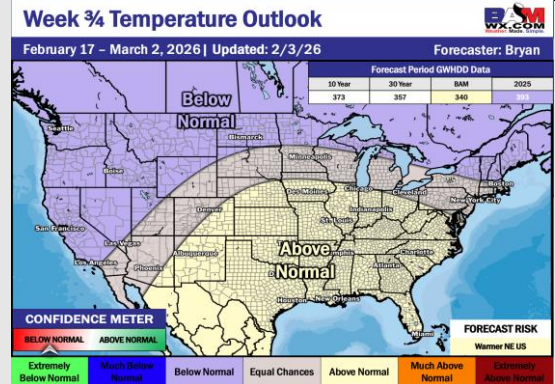
Next 7 Day Temperature Departure



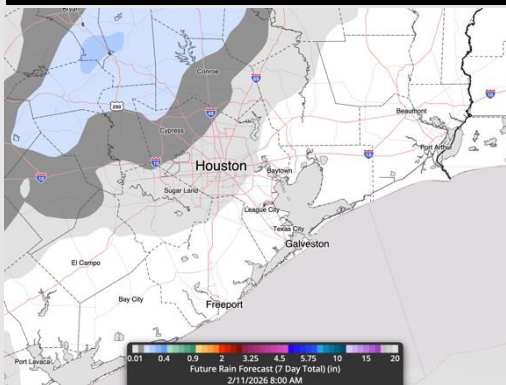
8-14 Day Temperature Departure



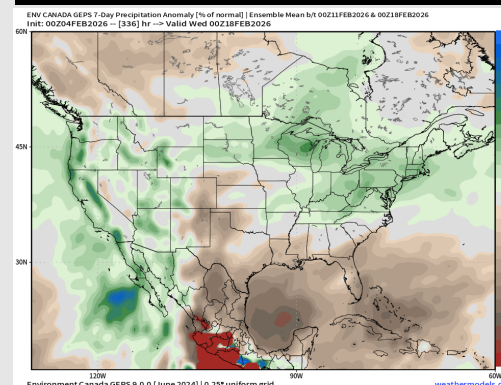
15-30 Day Temperature Departure



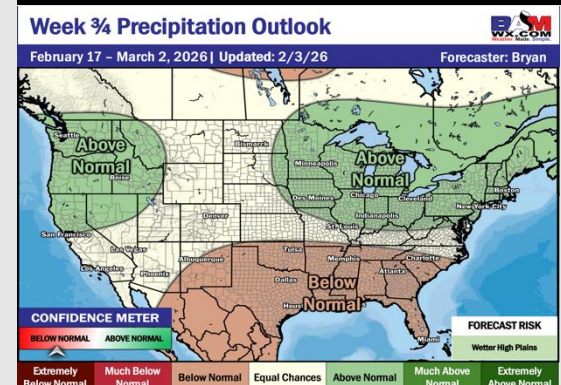
Next 7 Day Total Precipitation



8-14 Day % of Average Precip.



15-30 Day % of Average Precip.



- Above normal temps are favored over the next 7 days.
- Above normal temperatures and above normal rain chances in the Week 2 period.
- Above normal temperatures and below normal rainfall expected for late February and the start of March.