

Houston Pilots Forecast Package



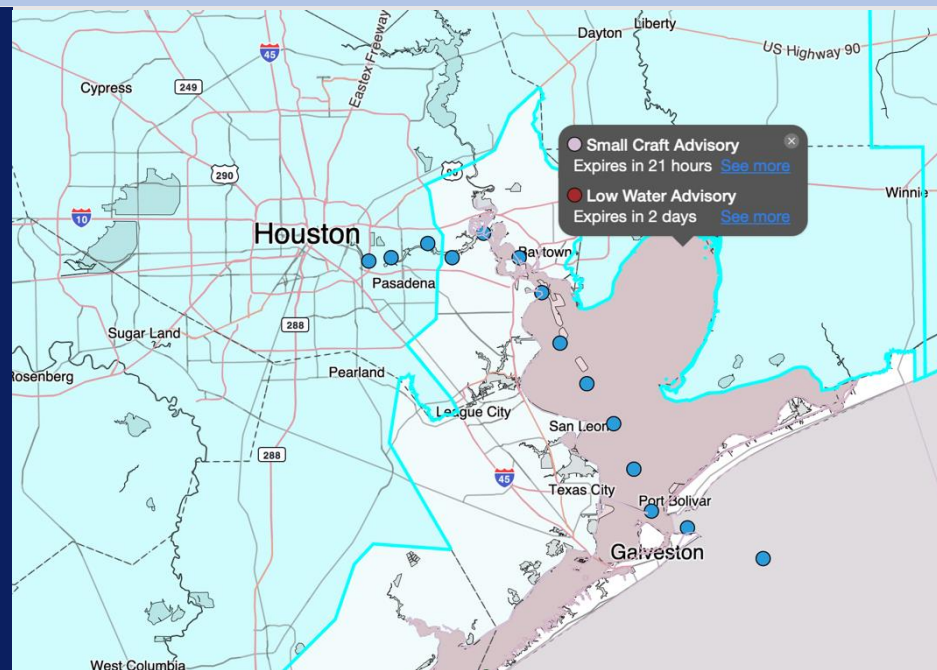
Updated: 2:50 PM CT

Friday, January 30th, 2026

Forecaster: Hope Kleitsch

Weather Headlines

- No fog risks favored for the next 72 hours.
- Dry conditions favored over the next 72 hours.
- **Elevated winds of 25 – 30 kts continue through tomorrow afternoon.**



Current Radar: 2:50 PM CT

As always, please do not hesitate to reach out to us with any forecast questions at **(317)-560-8122**. **Press 1 for forecast questions.**



You can also access real-time forecast updates and 24/7 meteorological chat assistance on your **Clarity** app.

Houston Pilots Extended Range Visibility Report



Monday 02/02/2026

Pockets of fog are possible N of Morgan’s Point from 12 AM – 9 AM.

Forecast Confidence



Wednesday 02/04/2026

Fog is not favored.

Forecast Confidence



Tuesday 02/03/2026

Fog is not favored.

Forecast Confidence



Chance for Fog

Monday AM	Possible
Monday PM	Unlikely
Tuesday AM	Unlikely
Tuesday PM	Unlikely
Wednesday AM	Unlikely
Wednedsdays PM	Unlikely

Houston Pilots Visibility Chart (miles)



Visibility	Fri 4 pm	Fri 5 pm	Fri 6 pm	Fri 7 pm	Fri 8 pm	Fri 9 pm	Fri 10 pm	Fri 11 pm	Sat 12 am	Sat 1 am	Sat 2 am	Sat 3 am	Sat 4 am	Sat 5 am	Sat 6 am	Sat 7 am	Sat 8 am	Sat 9 am	Sat 10 am	Sat 11 am	Sat 12 pm	Sat 1 pm	Sat 2 pm	Sat 3 pm
Houston Pilots N - 610 Bridge	10	10	10	10	10	10	10	10	10	10	10	10	10	10	10	10	10	10	10	10	10	10	10	10
Houston Pilots M - Kinder 1	10	10	10	10	10	10	10	10	10	10	10	10	10	10	10	10	10	10	10	10	10	10	10	10
Houston Pilots L - Greens Bayou	10	10	10	10	10	10	10	10	10	10	10	10	10	10	10	10	10	10	10	10	10	10	10	10
Houston Pilots K - Shell Crude	10	10	10	10	10	10	10	10	10	10	10	10	10	10	10	10	10	10	10	10	10	10	10	10
Houston Pilots J - Lynchburg Ferries	10	10	10	10	10	10	10	10	10	10	10	10	10	10	10	10	10	10	10	10	10	10	10	10
Houston Pilots I - Exxon 3	10	10	10	10	10	10	10	10	10	10	10	10	10	10	10	10	10	10	10	10	10	10	10	10
Houston Pilots H - Morgans Point	10	10	10	10	10	10	10	10	10	10	10	10	10	10	10	10	10	10	10	10	10	10	10	10
Houston Pilots G - 75/76	10	10	10	10	10	10	10	10	10	10	10	10	10	10	10	10	10	10	10	10	10	10	10	10
Houston Pilots F - 63/64	10	10	10	10	10	10	10	10	10	10	10	10	10	10	10	10	10	10	10	10	10	10	10	10
Houston Pilots E - 51/52	10	10	10	10	10	10	10	10	10	10	10	10	10	10	10	10	10	10	10	10	10	10	10	10
Houston Pilots D - 37/38	10	10	10	10	10	10	10	10	10	10	10	10	10	10	10	10	10	10	10	10	10	10	10	10
Houston Pilots C - 25/26	10	10	10	10	10	10	10	10	10	10	10	10	10	10	10	10	10	10	10	10	10	10	10	10
Houston Pilots B - 11/12	10	10	10	10	10	10	10	10	10	10	10	10	10	10	10	10	10	10	10	10	10	10	10	10
Houston Pilots A - 1 & 2 Bravo	10	10	10	10	10	10	10	10	10	10	10	10	10	10	10	10	10	10	10	10	10	10	10	10

NOTE: This is automated data that may/may not agree with the official BAM thinking that’s found on the daily slides or special visibility report slides. This data should be used as a guide only

Houston Pilots Wind Chart



Forecast Confidence



Sustained Wind 10 Knots
Gusts 15 Knots
Wind from the SE

Example



Wind	Fri 4 pm	Fri 5 pm	Fri 6 pm	Fri 7 pm	Fri 8 pm	Fri 9 pm	Fri 10 pm	Fri 11 pm	Sat 12 am	Sat 1 am	Sat 2 am	Sat 3 am	Sat 4 am	Sat 5 am	Sat 6 am	Sat 7 am	Sat 8 am	Sat 9 am	Sat 10 am	Sat 11 am	Sat 12 pm	Sat 1 pm	Sat 2 pm	Sat 3 pm
Houston Pilots N - 610 Bridge	12	12	10	9	9	8	8	8	8	8	8	9	9	10	10	10	12	12	13	13	12	10	10	10
	23	22	21	18	17	17	17	17	17	17	17	18	20	20	20	21	21	21	22	22	23	22	21	21
	↓	↓	↓	↓	↓	↓	↓	↓	↓	↓	↓	↓	↓	↓	↓	↓	↓	↓	↓	↓	↓	↓	↓	↓
Houston Pilots M - Kinder 1	12	12	10	9	9	8	8	8	8	8	8	8	9	10	10	10	12	12	13	13	12	10	10	10
	23	22	21	18	17	17	17	17	17	17	17	18	20	20	20	21	21	21	22	22	22	22	21	21
	↓	↓	↓	↓	↓	↓	↓	↓	↓	↓	↓	↓	↓	↓	↓	↓	↓	↓	↓	↓	↓	↓	↓	↓
Houston Pilots L - Greens Bayou	12	12	10	9	8	8	8	8	8	8	8	8	9	10	10	10	12	12	12	13	13	12	10	10
	22	22	21	18	17	17	17	17	17	16	17	18	20	20	20	21	21	21	22	22	22	21	21	21
	↓	↓	↓	↓	↓	↓	↓	↓	↓	↓	↓	↓	↓	↓	↓	↓	↓	↓	↓	↓	↓	↓	↓	↓
Houston Pilots K - Shell Crude	13	12	10	9	8	8	8	8	8	8	8	8	9	10	10	10	12	12	12	13	13	12	10	10
	22	22	21	18	17	17	17	17	17	17	17	18	20	20	20	21	22	22	22	22	22	22	21	21
	↓	↓	↓	↓	↓	↓	↓	↓	↓	↓	↓	↓	↓	↓	↓	↓	↓	↓	↓	↓	↓	↓	↓	↓
Houston Pilots J - Lynchburg Ferries	13	12	10	9	8	8	8	8	8	8	8	8	9	10	10	10	10	12	13	13	13	12	12	10
	22	22	21	18	17	17	17	17	16	16	17	18	18	20	20	21	21	21	22	22	22	22	21	21
	↓	↓	↓	↓	↓	↓	↓	↓	↓	↓	↓	↓	↓	↓	↓	↓	↓	↓	↓	↓	↓	↓	↓	↓
Houston Pilots I - Exxon 3	15	15	14	13	13	13	13	13	13	13	13	13	14	15	15	15	15	15	15	15	14	13	13	13
	23	22	21	20	18	18	18	18	18	18	20	20	20	21	22	22	22	22	22	22	22	22	22	21
	↓	↓	↓	↓	↓	↓	↓	↓	↓	↓	↓	↓	↓	↓	↓	↓	↓	↓	↓	↓	↓	↓	↓	↓
Houston Pilots H - Morgans Point	14	14	14	13	13	13	13	13	13	13	13	13	14	15	15	15	15	15	15	15	14	13	13	13
	23	22	22	20	20	20	18	20	18	18	20	20	21	22	22	22	23	22	22	22	22	22	22	22
	↓	↓	↓	↓	↓	↓	↓	↓	↓	↓	↓	↓	↓	↓	↓	↓	↓	↓	↓	↓	↓	↓	↓	↓
Houston Pilots G - 75/76	16	16	15	15	15	15	15	15	15	15	15	16	17	18	18	20	20	18	17	17	15	15	14	14
	25	24	23	21	22	22	22	22	22	21	22	23	24	26	28	26	28	28	25	24	24	24	23	22
	↓	↓	↓	↓	↓	↓	↓	↓	↓	↓	↓	↓	↓	↓	↓	↓	↓	↓	↓	↓	↓	↓	↓	↓
Houston Pilots F - 63/64	16	16	15	15	15	15	15	15	15	15	16	17	17	18	20	20	20	20	18	17	15	15	14	14
	24	24	23	21	22	22	22	22	22	22	23	24	25	28	28	29	28	28	29	26	25	24	24	23
	↓	↓	↓	↓	↓	↓	↓	↓	↓	↓	↓	↓	↓	↓	↓	↓	↓	↓	↓	↓	↓	↓	↓	↓
Houston Pilots E - 51/52	16	16	16	15	15	16	15	16	16	15	17	17	18	20	20	21	21	21	20	17	16	15	15	15
	25	24	24	22	23	23	23	22	22	22	24	25	26	29	29	29	30	29	29	26	24	24	23	23
	↓	↓	↓	↓	↓	↓	↓	↓	↓	↓	↓	↓	↓	↓	↓	↓	↓	↓	↓	↓	↓	↓	↓	↓
Houston Pilots D - 37/38	16	17	17	16	16	16	16	16	16	16	17	18	20	20	21	21	21	21	20	18	17	16	15	15
	25	25	24	23	24	24	24	23	23	23	25	26	28	29	29	30	30	29	29	26	25	24	24	23
	↓	↓	↓	↓	↓	↓	↓	↓	↓	↓	↓	↓	↓	↓	↓	↓	↓	↓	↓	↓	↓	↓	↓	↓
Houston Pilots C - 25/26	17	17	17	16	16	17	16	17	17	16	17	18	20	20	21	21	21	21	20	18	17	16	16	15
	25	25	24	23	24	24	24	23	23	23	25	26	28	29	29	30	30	30	29	28	25	24	24	23
	↓	↓	↓	↓	↓	↓	↓	↓	↓	↓	↓	↓	↓	↓	↓	↓	↓	↓	↓	↓	↓	↓	↓	↓
Houston Pilots B - 11/12	16	17	16	15	15	16	15	16	15	15	17	17	17	20	20	20	20	20	17	17	17	16	15	15
	24	24	24	23	23	24	24	23	23	23	24	25	26	28	29	29	28	28	29	28	26	24	24	23
	↓	↓	↓	↓	↓	↓	↓	↓	↓	↓	↓	↓	↓	↓	↓	↓	↓	↓	↓	↓	↓	↓	↓	↓
Houston Pilots A - 1 & 2 Bravo	17	17	17	17	18	18	18	20	20	18	20	20	21	22	22	22	22	22	21	20	18	17	17	16
	26	25	25	25	25	26	26	28	28	26	29	29	29	30	31	31	31	30	30	29	26	25	25	24
	↓	↓	↓	↓	↓	↓	↓	↓	↓	↓	↓	↓	↓	↓	↓	↓	↓	↓	↓	↓	↓	↓	↓	↓

NOTE: This is automated data that may/may not agree with the official BAM thinking that's found on the daily slides.
This data should be used as a guide only.

Houston Pilots: FRI. 01/30/2026

Forecast Discussion

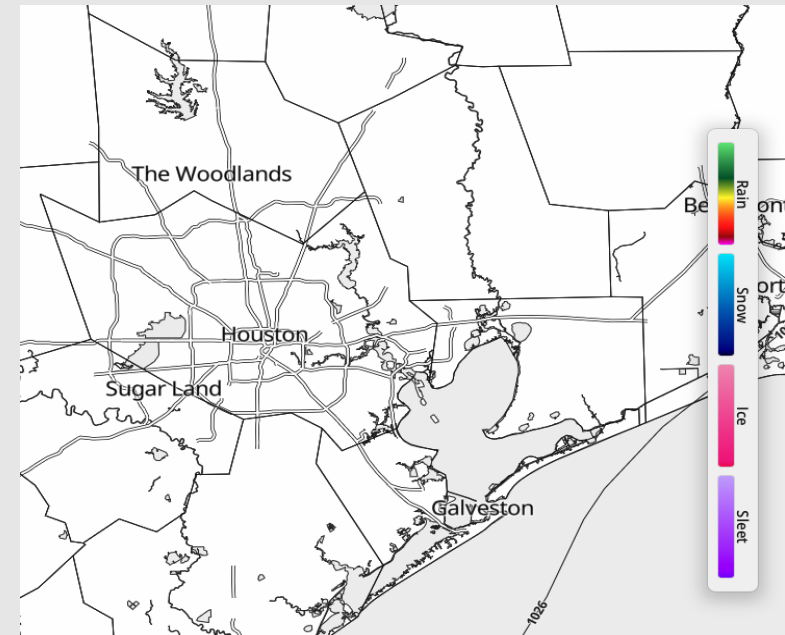
Precip: Dry conditions favored for the rest of the day.

Wind: Winds out of the NW. **N of Morgan's Point:** Winds of 9 – 14 kts through 6 PM, then 3 – 8 kts thereafter. **S of Morgan's Point:** Winds of 15 – 20 kts for the rest of the day. **Wind gusts of 20-25 kts in play for Stations S of Morgan's Point.**

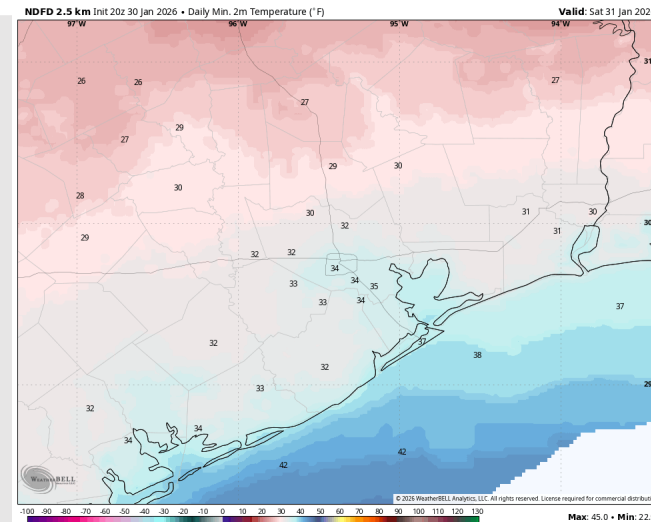
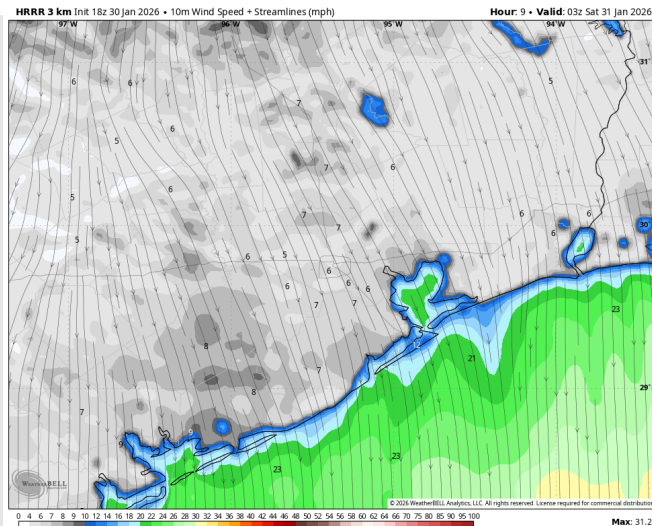
Low Temps: **N of Morgan's Point:** Mid 30s F. **S of Morgan's Point:** Upper 30s F.

Visibility: No visibility concerns for the rest of the day.

Precip Image: 7 PM CT



Wind Speed:
9 PM CT



Low Temps
SAT AM

Houston Pilots: SAT. 01/31/2026

Forecast Discussion

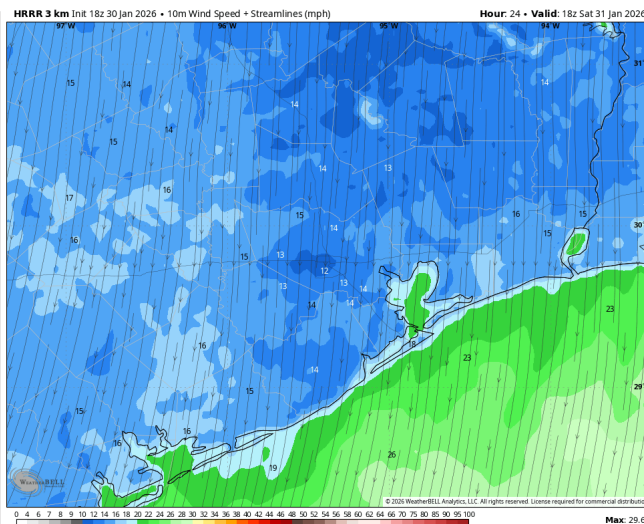
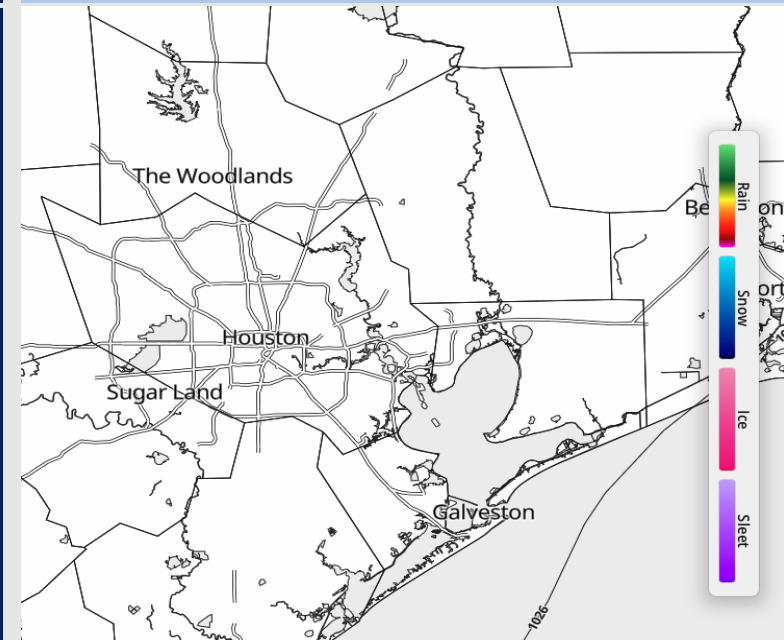
Precip: Dry conditions favored for Saturday.

Wind: Winds from the N, rotating after 7PM to be more out of the NE. **N of Morgan's Point:** Winds of 5 – 10 kts through the day, with a window of 9 – 14 kts from 9AM – 6PM. **Wind gusts of 20 – 25 kts from 4AM – 12PM S of Morgan's Point:** Winds of 18 – 23 kts, decreasing to 8 – 13 kts after 2PM. **Gusts of 22 – 27 kts through 2 PM. Boarding Station:** Winds of 18 – 23 kts through the day.

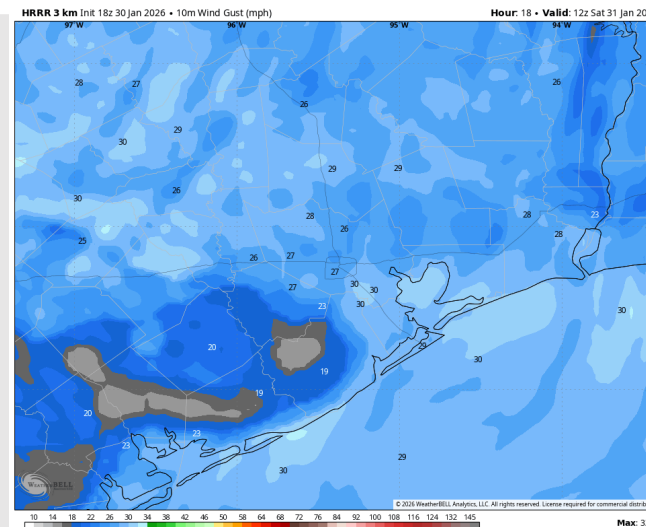
High Temps: **N of Morgan's Point:** Mid 40s F. **S of Morgan's Point:** Mid 40s F.

Visibility: No visibility concerns for Saturday.

Precip Image: 12 PM CT



Wind Speed:
12 PM CT



PEAK GUSTS
6 AM SAT

Houston Pilots: SUN. 02/01/2026

Forecast Discussion

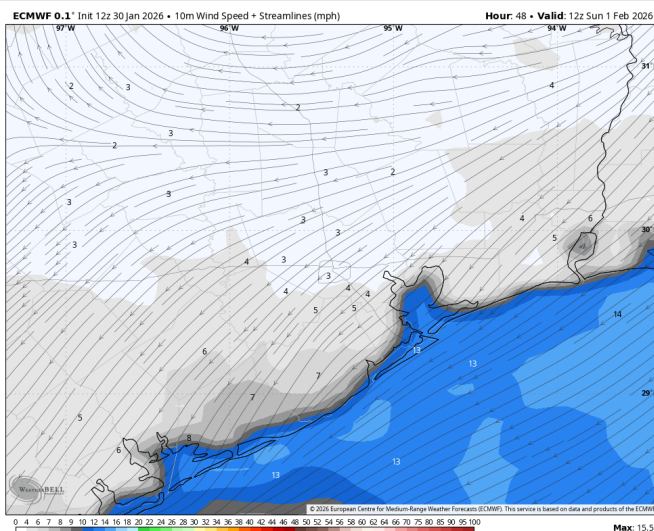
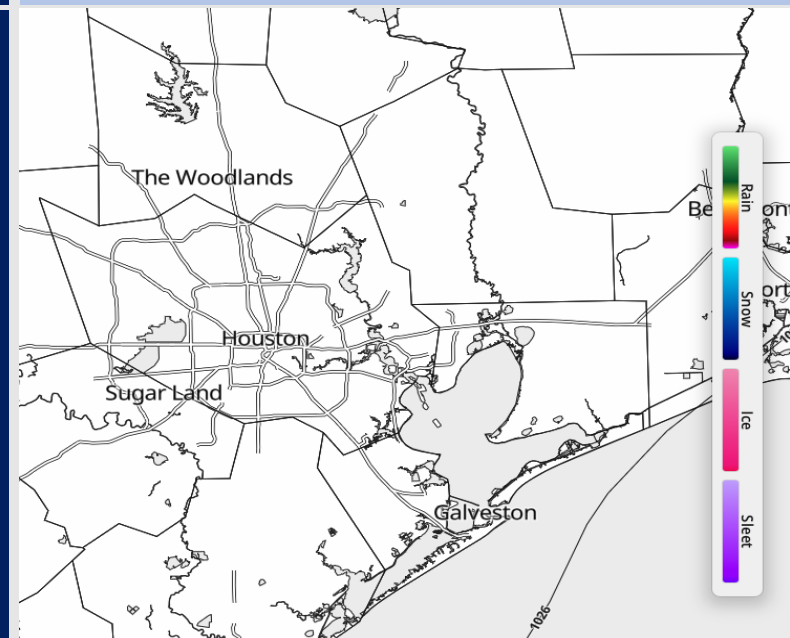
Precip: Dry conditions favored for Sunday.

Wind: Winds out of the NE through 11 AM, turning clockwise to out of the SW through the rest of the day. **N of Morgan's Point:** Winds of 3– 8 kts through the day. **S of Morgan's Point:** Winds of 8 – 13 kts through 10AM, then 5 – 10 kts thereafter. **A few gusts to 20 kts through 9 AM.**

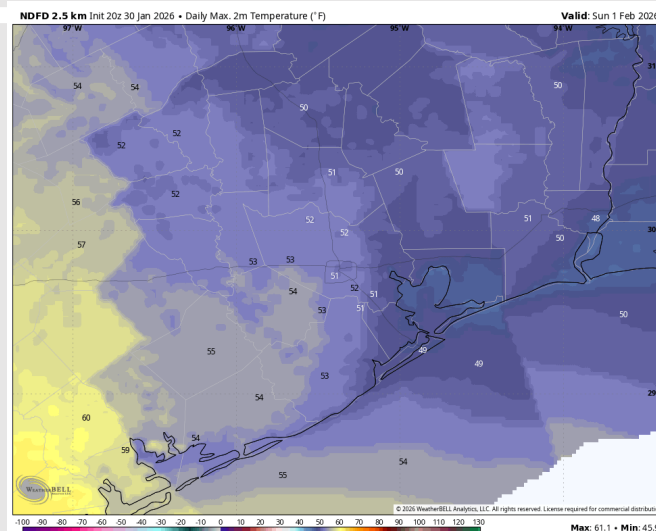
High Temps: **N of Morgan's Point:** Low 50s F. **S of Morgan's Point:** Upper 40s F.

Visibility: No visibility concerns for Sunday.

Precip Image: 12 PM CT



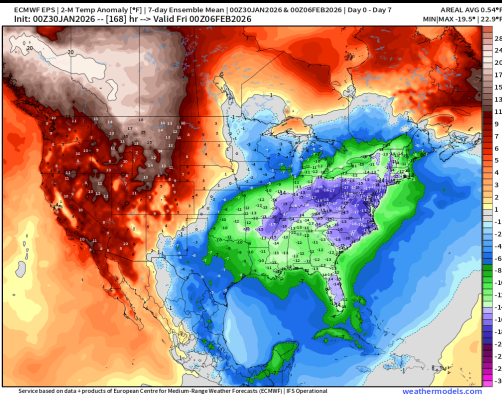
Wind Speed:
6 AM CT



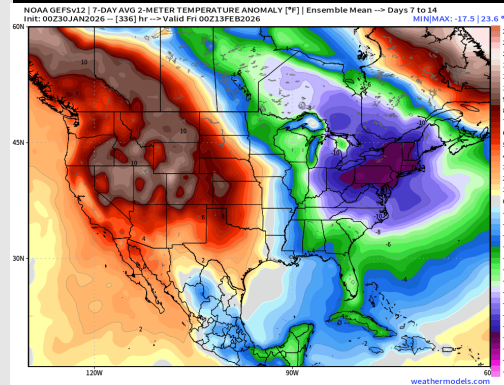
High Temps
SUN

Houston Pilots: 01/30/2026

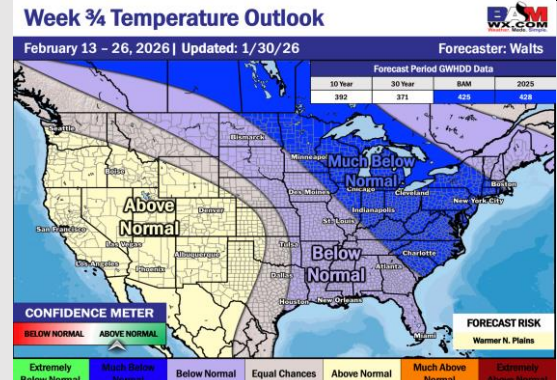
Next 7 Day Temperature Departure



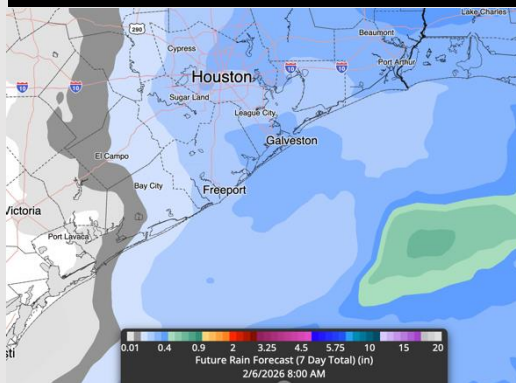
8-14 Day Temperature Departure



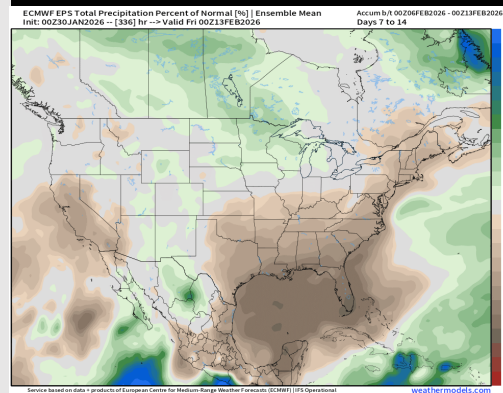
15-30 Day Temperature Departure



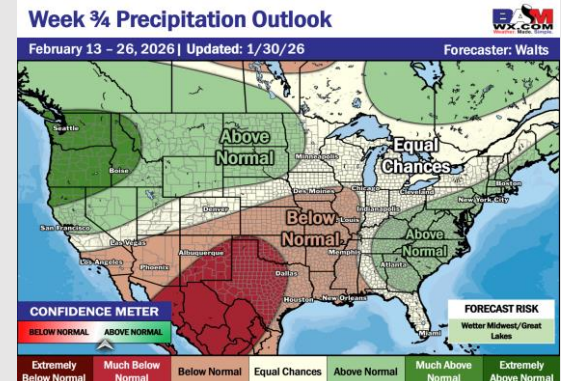
Next 7 Day Total Precipitation



8-14 Day % of Average Precip.



15-30 Day % of Average Precip.



- Much below normal temps are favored over the next 7 days with rain chances arriving mid next week.
- Above normal temperatures and below normal rain chances in the Week 2 period.
- Below normal temperatures and below normal rainfall expected for mid to late February.