

Houston Pilots Forecast Package



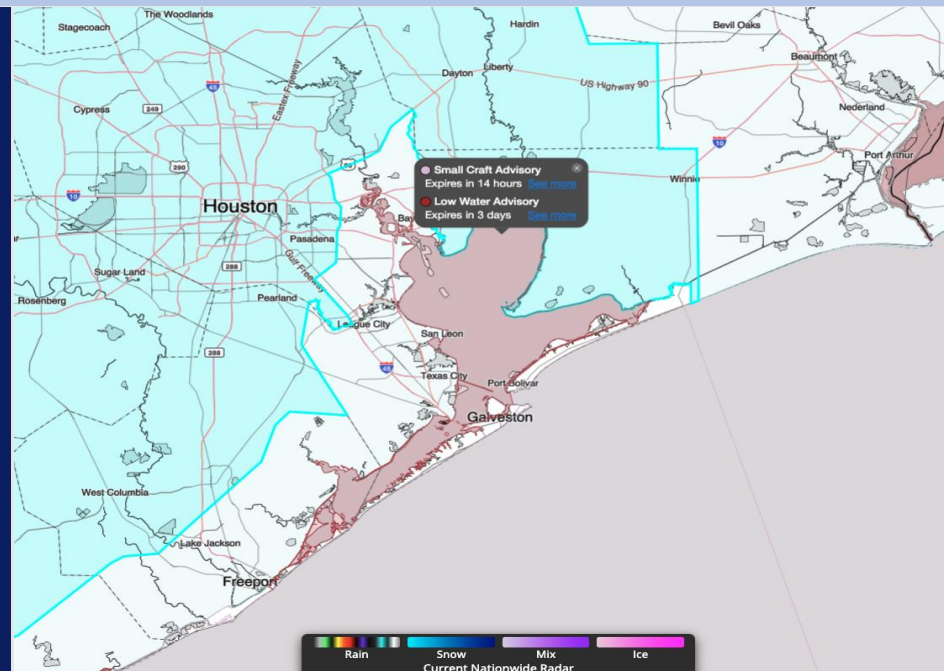
Updated: 1:30 AM CT

Friday, January 30th, 2026

Forecaster: Noah Began

Weather Headlines

- No fog risks favored for the next 72 hours.
- Dry conditions favored over the next 72 hours.
- **A passing front tomorrow will elevate winds again, with wind gusts up to 35 kts in play Friday and Saturday.**



Current Radar: 1:09 AM CT

As always, please do not hesitate to reach out to us with any forecast questions at **(317)-560-8122. Press 1 for forecast questions.**



You can also access real-time forecast updates and 24/7 meteorological chat assistance on your **Clarity** app.

Houston Pilots Extended Range Visibility Report



Monday 02/02/2026

Pockets of fog are possible N of Morgan’s Point from 12 AM – 9 AM.

Forecast Confidence



Wednesday 02/04/2026

Fog is not favored.

Forecast Confidence



Tuesday 02/03/2026

Fog is not favored.

Forecast Confidence



Chance for Fog

Monday AM	Possible
Monday PM	Unlikely
Tuesday AM	Unlikely
Tuesday PM	Unlikely
Wednesday AM	Unlikely
Wednesdsay PM	Unlikely

Houston Pilots Visibility Chart (miles)



Visibility	Fri 2 am	Fri 3 am	Fri 4 am	Fri 5 am	Fri 6 am	Fri 7 am	Fri 8 am	Fri 9 am	Fri 10 am	Fri 11 am	Fri 12 pm	Fri 1 pm	Fri 2 pm	Fri 3 pm	Fri 4 pm	Fri 5 pm	Fri 6 pm	Fri 7 pm	Fri 8 pm	Fri 9 pm	Fri 10 pm	Fri 11 pm	Sat 12 am	Sat 1 am
Houston Pilots N - 610 Bridge	10	10	10	10	10	10	10	10	10	10	10	10	10	10	10	10	10	10	10	10	10	10	10	10
Houston Pilots M - Kinder 1	10	10	10	10	10	10	10	10	10	10	10	10	10	10	10	10	10	10	10	10	10	10	10	10
Houston Pilots L - Greens Bayou	10	10	10	10	10	10	10	10	10	10	10	10	10	10	10	10	10	10	10	10	10	10	10	10
Houston Pilots K - Shell Crude	10	10	10	10	10	10	10	10	10	10	10	10	10	10	10	10	10	10	10	10	10	10	10	10
Houston Pilots J - Lynchburg Ferries	10	10	10	10	10	10	10	10	10	10	10	10	10	10	10	10	10	10	10	10	10	10	10	10
Houston Pilots I - Exxon 3	10	10	10	10	10	10	10	10	10	10	10	10	10	10	10	10	10	10	10	10	10	10	10	10
Houston Pilots H - Morgans Point	10	10	10	10	10	10	10	10	10	10	10	10	10	10	10	10	10	10	10	10	10	10	10	10
Houston Pilots G - 75/76	10	10	10	10	10	10	10	10	10	10	10	10	10	10	10	10	10	10	10	10	10	10	10	10
Houston Pilots F - 63/64	10	10	10	10	10	10	10	10	10	10	10	10	10	10	10	10	10	10	10	10	10	10	10	10
Houston Pilots E - 51/52	10	10	10	10	10	10	10	10	10	10	10	10	10	10	10	10	10	10	10	10	10	10	10	10
Houston Pilots D - 37/38	10	10	10	10	10	10	10	10	10	10	10	10	10	10	10	10	10	10	10	10	10	10	10	10
Houston Pilots C - 25/26	10	10	10	10	10	10	10	10	10	10	10	10	10	10	10	10	10	10	10	10	10	10	10	10
Houston Pilots B - 11/12	10	10	10	10	10	10	10	10	10	10	10	10	10	10	10	10	10	10	10	10	10	10	10	10
Houston Pilots A - 1 & 2 Bravo	10	10	10	10	10	10	10	10	10	10	10	10	10	10	10	10	10	10	10	10	10	10	10	10

NOTE: This is automated data that may/may not agree with the official BAM thinking that's found on the daily slides or special visibility report slides. This data should be used as a guide only

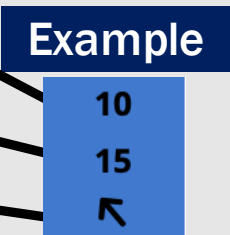
Houston Pilots Wind Chart



Forecast Confidence



Sustained Wind 10 Knots
Gusts 15 Knots
Wind from the SE



Wind	Fri 2 am	Fri 3 am	Fri 4 am	Fri 5 am	Fri 6 am	Fri 7 am	Fri 8 am	Fri 9 am	Fri 10 am	Fri 11 am	Fri 12 pm	Fri 1 pm	Fri 2 pm	Fri 3 pm	Fri 4 pm	Fri 5 pm	Fri 6 pm	Fri 7 pm	Fri 8 pm	Fri 9 pm	Fri 10 pm	Fri 11 pm	Sat 12 am	Sat 1 am
Houston Pilots N - 610 Bridge	12	12	13	13	12	10	12	12	13	13	13	13	13	13	13	12	10	10	9	9	8	8	8	8
	23	23	23	23	22	22	22	22	23	24	24	24	24	24	23	23	22	20	18	18	17	17	17	17
	↘	↘	↘	↘	↘	↘	↘	↘	↘	↘	↘	↘	↘	↘	↘	↘	↘	↘	↘	↘	↘	↘	↘	↘
Houston Pilots M - Kinder 1	12	12	12	12	12	10	12	12	13	13	13	13	13	13	13	12	10	9	9	9	8	8	8	8
	23	23	23	23	22	22	22	22	23	24	24	23	24	24	23	22	22	20	18	18	17	17	17	17
	↘	↘	↘	↘	↘	↘	↘	↘	↘	↘	↘	↘	↘	↘	↘	↘	↘	↘	↘	↘	↘	↘	↘	↘
Houston Pilots L - Greens Bayou	12	12	12	12	12	10	12	12	12	13	13	13	13	13	13	12	10	9	9	9	8	8	8	8
	22	23	23	23	22	22	22	22	23	23	23	23	23	23	23	22	21	18	18	18	17	17	17	17
	↘	↘	↘	↘	↘	↘	↘	↘	↘	↘	↘	↘	↘	↘	↘	↘	↘	↘	↘	↘	↘	↘	↘	↘
Houston Pilots K - Shell Crude	10	12	12	12	12	10	12	12	12	13	13	13	13	13	13	12	10	9	9	9	8	8	8	8
	22	23	23	23	23	22	22	22	23	23	23	23	24	23	23	22	22	20	18	18	17	17	17	17
	↘	↘	↘	↘	↘	↘	↘	↘	↘	↘	↘	↘	↘	↘	↘	↘	↘	↘	↘	↘	↘	↘	↘	↘
Houston Pilots J - Lynchburg Ferries	10	10	12	12	10	10	10	12	12	13	13	13	13	13	13	13	10	9	9	8	8	8	8	8
	22	22	23	23	22	22	22	22	23	23	23	23	23	23	22	22	21	18	18	18	17	17	17	16
	↘	↘	↘	↘	↘	↘	↘	↘	↘	↘	↘	↘	↘	↘	↘	↘	↘	↘	↘	↘	↘	↘	↘	↘
Houston Pilots I - Exxon 3	15	16	16	17	16	15	15	15	15	15	15	15	15	15	15	15	14	13	13	13	13	13	13	13
	23	24	24	24	23	22	22	22	23	23	23	23	24	24	23	23	22	20	20	20	18	18	18	18
	↘	↘	↘	↘	↘	↘	↘	↘	↘	↘	↘	↘	↘	↘	↘	↘	↘	↘	↘	↘	↘	↘	↘	↘
Houston Pilots H - Morgans Point	15	16	16	16	16	15	15	15	15	15	15	14	15	15	15	14	13	13	13	13	13	13	13	13
	23	23	24	24	23	23	23	23	23	23	23	23	24	25	23	23	22	21	21	20	20	20	20	18
	↘	↘	↘	↘	↘	↘	↘	↘	↘	↘	↘	↘	↘	↘	↘	↘	↘	↘	↘	↘	↘	↘	↘	↘
Houston Pilots G - 75/76	17	18	20	20	20	18	18	18	17	17	16	15	16	16	16	17	16	15	15	15	15	15	15	15
	26	26	26	28	28	26	26	25	25	26	25	25	26	26	25	25	24	22	22	23	22	22	22	22
	↘	↘	↘	↘	↘	↘	↘	↘	↘	↘	↘	↘	↘	↘	↘	↘	↘	↘	↘	↘	↘	↘	↘	↘
Houston Pilots F - 63/64	17	20	20	20	20	20	20	18	17	17	16	16	16	16	16	16	16	15	15	15	15	15	15	15
	25	26	28	29	29	28	28	26	26	26	26	25	26	26	25	25	23	22	22	23	23	23	22	22
	↘	↘	↘	↘	↘	↘	↘	↘	↘	↘	↘	↘	↘	↘	↘	↘	↘	↘	↘	↘	↘	↘	↘	↘
Houston Pilots E - 51/52	17	18	20	20	20	20	20	20	18	18	17	17	17	17	17	17	17	16	16	17	16	17	16	16
	25	26	28	29	29	29	29	29	26	26	26	25	26	26	25	25	24	23	23	24	24	24	23	23
	↘	↘	↘	↘	↘	↘	↘	↘	↘	↘	↘	↘	↘	↘	↘	↘	↘	↘	↘	↘	↘	↘	↘	↘
Houston Pilots D - 37/38	17	18	20	21	21	20	20	20	20	18	17	17	17	17	17	17	17	17	17	17	17	17	17	17
	24	26	29	29	29	29	29	29	28	26	28	26	26	26	26	26	25	24	24	24	25	24	24	24
	↘	↘	↘	↘	↘	↘	↘	↘	↘	↘	↘	↘	↘	↘	↘	↘	↘	↘	↘	↘	↘	↘	↘	↘
Houston Pilots C - 25/26	16	18	20	20	21	20	20	20	20	18	18	17	17	17	17	17	17	17	17	17	17	17	17	17
	23	26	28	29	29	29	29	29	28	28	28	26	26	26	26	26	25	24	24	24	25	24	24	24
	↘	↘	↘	↘	↘	↘	↘	↘	↘	↘	↘	↘	↘	↘	↘	↘	↘	↘	↘	↘	↘	↘	↘	↘
Houston Pilots B - 11/12	15	17	18	20	20	20	20	20	18	18	17	17	17	17	17	17	17	16	16	17	16	17	16	16
	22	25	26	28	28	26	28	28	26	26	26	25	26	26	25	25	24	24	24	24	24	24	24	23
	↘	↘	↘	↘	↘	↘	↘	↘	↘	↘	↘	↘	↘	↘	↘	↘	↘	↘	↘	↘	↘	↘	↘	↘
Houston Pilots A - 1 & 2 Bravo	16	18	21	22	22	21	21	21	20	20	20	18	18	18	18	18	18	18	20	20	20	20	20	20
	23	26	30	31	31	30	30	30	29	29	29	28	28	28	28	26	26	25	28	28	28	28	28	28
	↘	↘	↘	↘	↘	↘	↘	↘	↘	↘	↘	↘	↘	↘	↘	↘	↘	↘	↘	↘	↘	↘	↘	↘

NOTE: This is automated data that may/may not agree with the official BAM thinking that's found on the daily slides.
This data should be used as a guide only.

Houston Pilots: FRI. 01/30/2026

Forecast Discussion

Precip: Dry conditions favored for today.

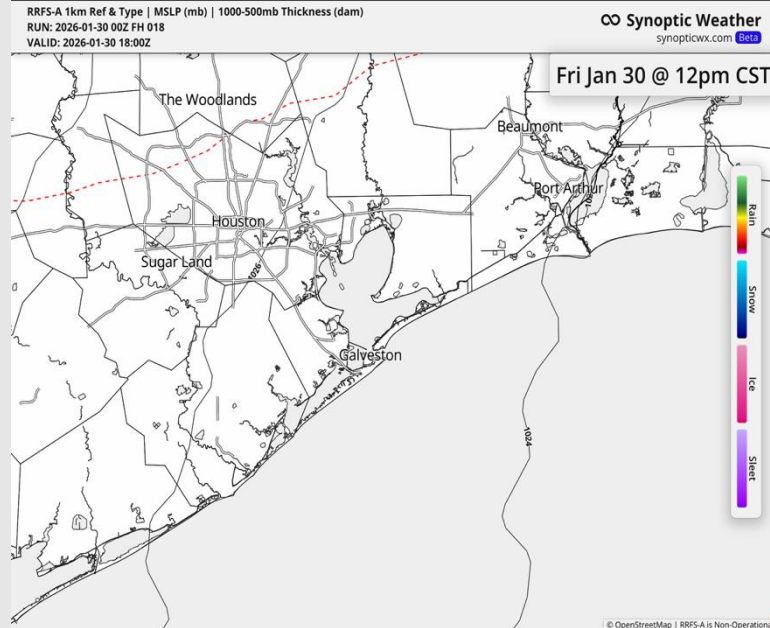
Wind: Winds out of the NW through the day. **N of Morgan's Point:** Winds of 9 – 14 kts through 6 PM, then 3 – 8 kts thereafter. **S of Morgan's Point:** Winds of 15 – 20 kts through 6 PM, 8 – 13 kts thereafter.

Boating Station: Winds of 20 - 25 kts through the day. **Wind gusts of 25 – 30 kts in play for ALL Stations through 10AM.** Wind gusts of 20-25 kts in play for ALL Stations after 10AM.

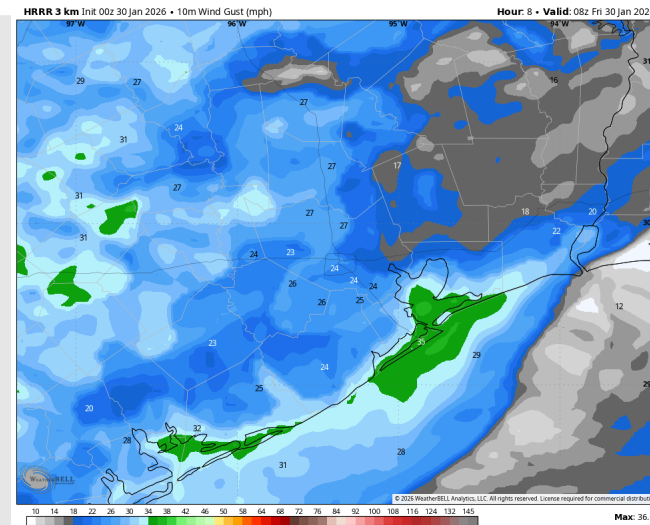
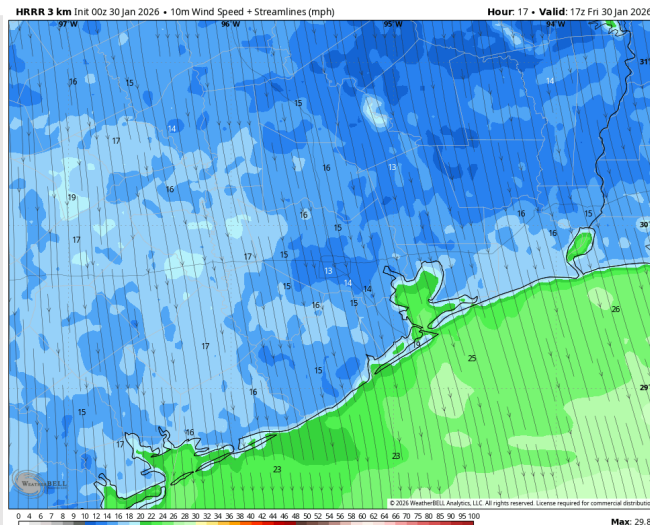
High Temps: **N of Morgan's Point:** Mid 50s F. **S of Morgan's Point:** Low 50s F.

Visibility: No visibility concerns for today.

Precip Image: 12 PM CT



Wind Speed:
5 PM CT



PEAK GUSTS
3 AM Today

Houston Pilots: SAT. 01/31/2026

Forecast Discussion

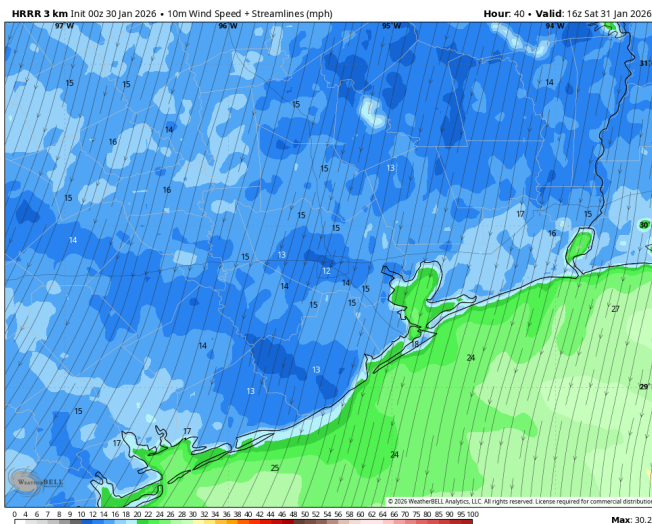
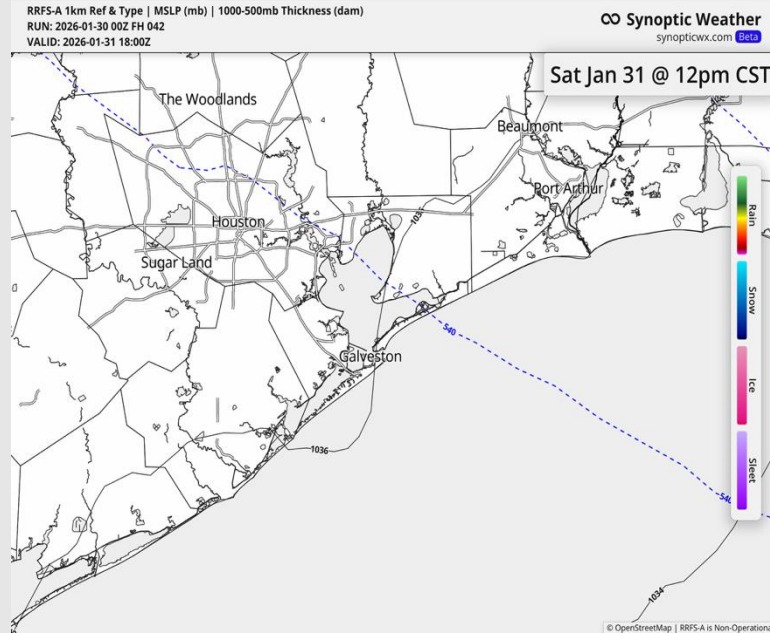
Precip: Dry conditions favored for Saturday.

Wind: Winds from the N through the day. **N of Morgan's Point:** Winds of 5 – 10 kts through the day, with a window of 9 – 14 kts from 9 AM – 5 PM. **Wind gusts of 20 – 25 kts from 6AM – 3PM S of Morgan's Point:** Winds of 15 – 20 kts through the day, briefly 18 – 23 kts from 6 – 9 AM. **Gusts of 22 – 27 kts through 3 PM.** **Boarding Station:** Winds of 18 – 23 kts through the day, briefly 20 – 25 kts from 6 – 9 AM.

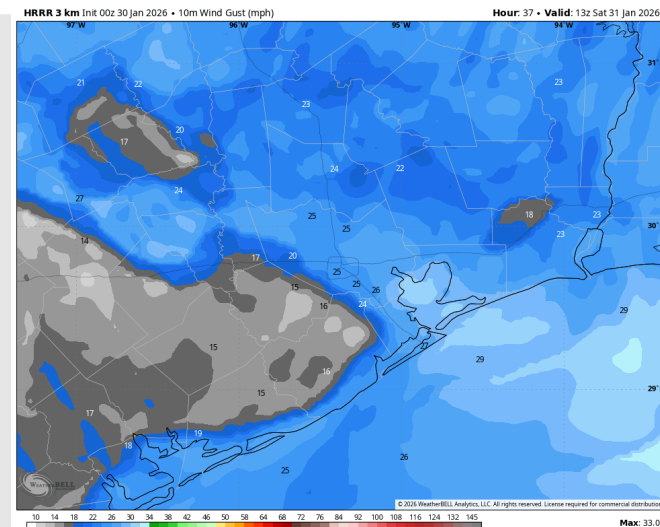
High Temps: **N of Morgan's Point:** Mid 40s F. **S of Morgan's Point:** Low 40s F.

Visibility: No visibility concerns for Saturday.

Precip Image: 12 PM CT



Wind Speed:
CT



PEAK GUSTS
7 AM SAT

Houston Pilots: SUN. 02/01/2026

Forecast Discussion

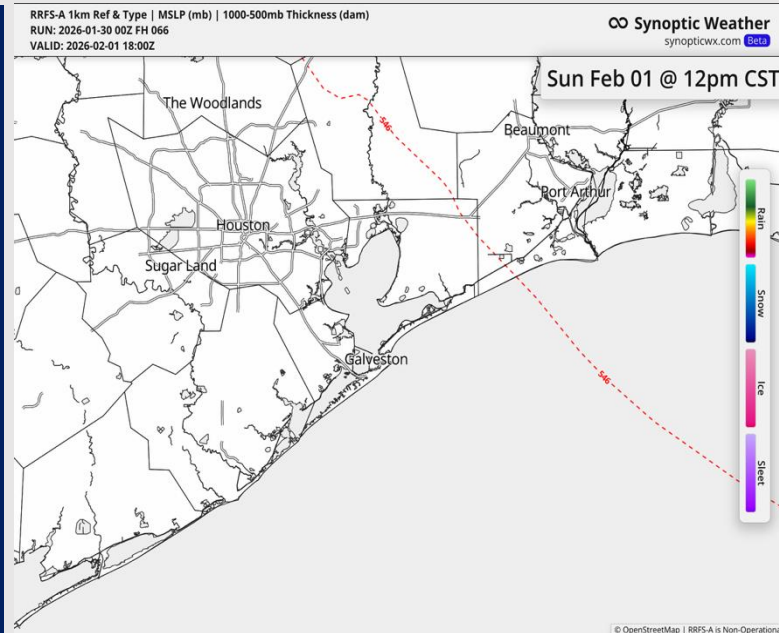
Precip: Dry conditions favored for Sunday.

Wind: Winds out of the NE through 11 AM, turning clockwise to out of the SW through the rest of the day. **N of Morgan's Point:** Winds of 5 – 10 kts through the day. **S of Morgan's Point:** Winds of 8 – 13 kts through 12 PM, then 5 – 10 kts thereafter. **A few gusts to 20 kts through 9 AM.**

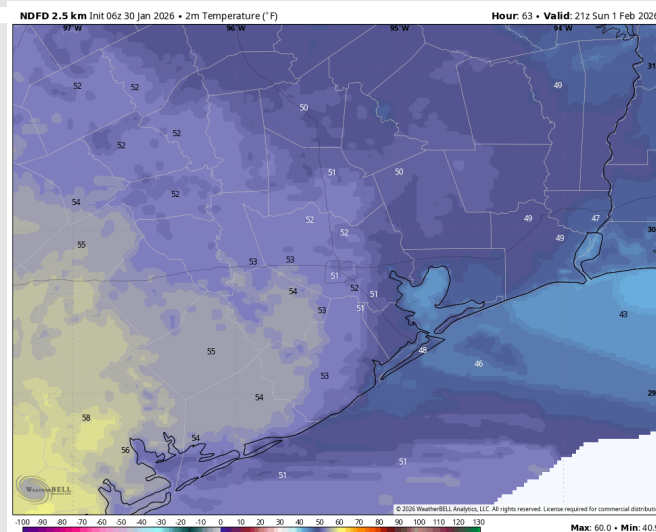
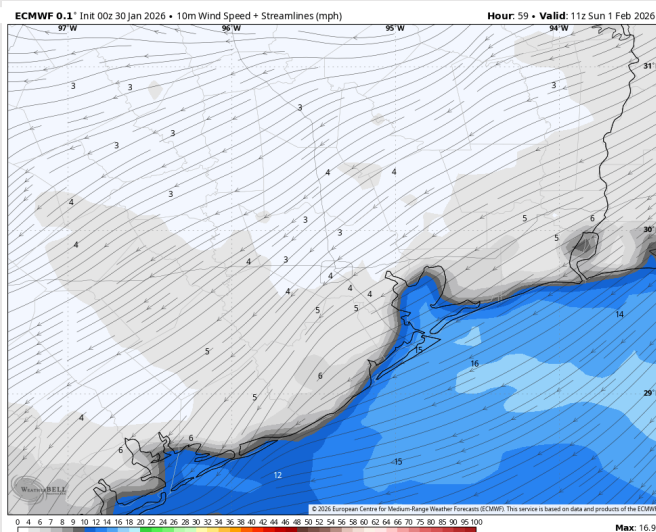
High Temps: **N of Morgan's Point:** Low 50s F. **S of Morgan's Point:** Upper 40s F.

Visibility: No visibility concerns for Sunday.

Precip Image: 12 PM CT



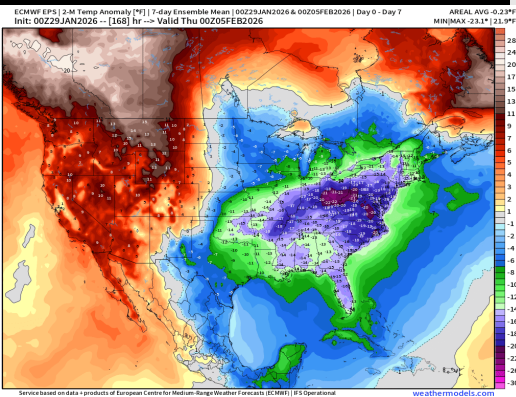
Wind Speed:
5 AM CT



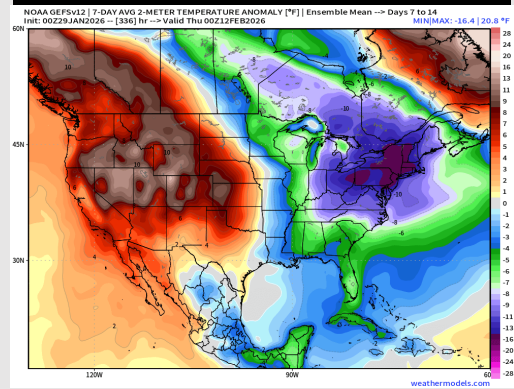
High Temps
SUN

Houston Pilots: 01/30/2026

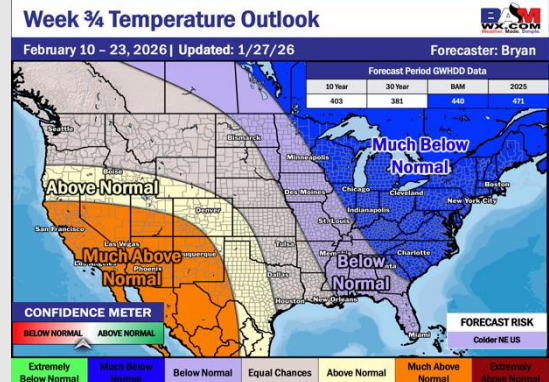
Next 7 Day Temperature Departure



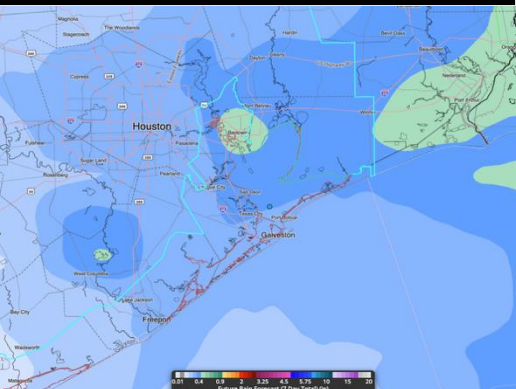
8-14 Day Temperature Departure



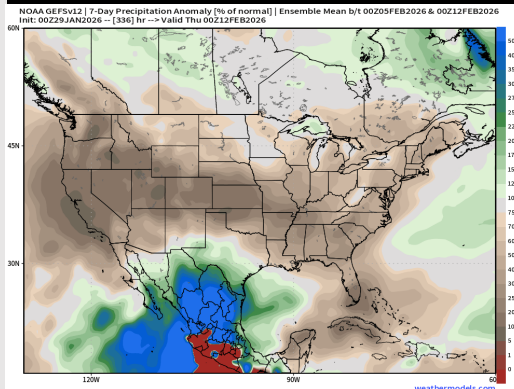
15-30 Day Temperature Departure



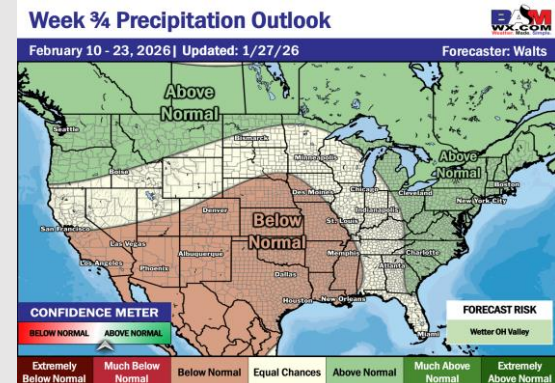
Next 7 Day Total Precipitation



8-14 Day % of Average Precip.



15-30 Day % of Average Precip.



- Much below normal temps are favored over the next 7 days with little-to-no rain through the week.
- Below normal temperatures and near normal rain chances in the Week 2 period.
- Near normal temperatures and below normal rainfall expected for early February.