

Houston Pilots Forecast Package



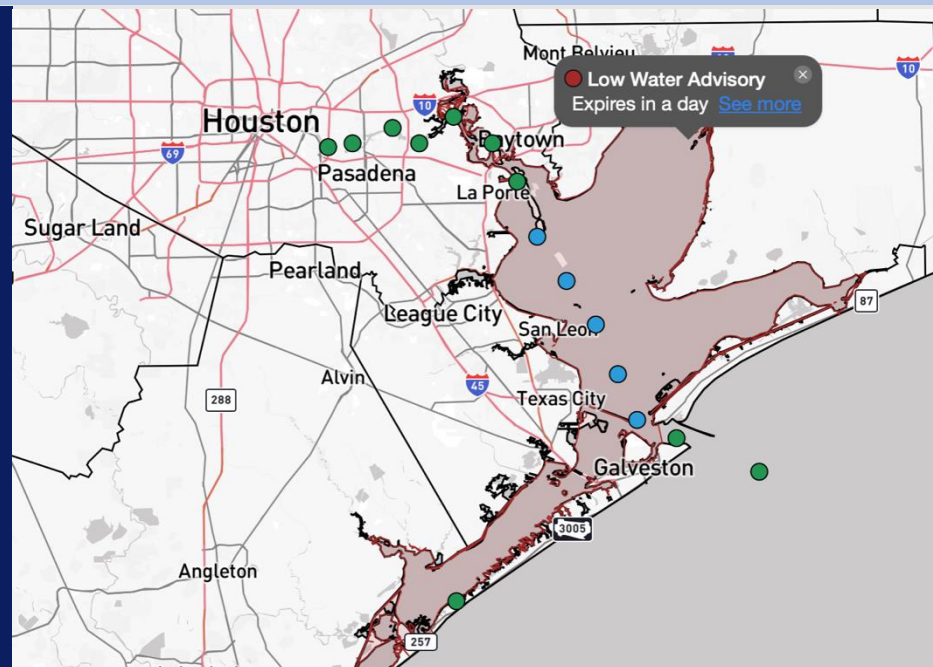
Updated: 2:20 PM CT

Wednesday, January 28th, 2026

Forecaster: Hope Kleitsch

Weather Headlines

- Patchy fog N of Morgan's Point will be in play from 2AM to 9AM THU.
- Dry conditions favored over the next 72 hours.
- A passing front on Friday will elevate winds again, with wind gusts of 25-30 kts in play.



Current Radar: 2:15 PM CT

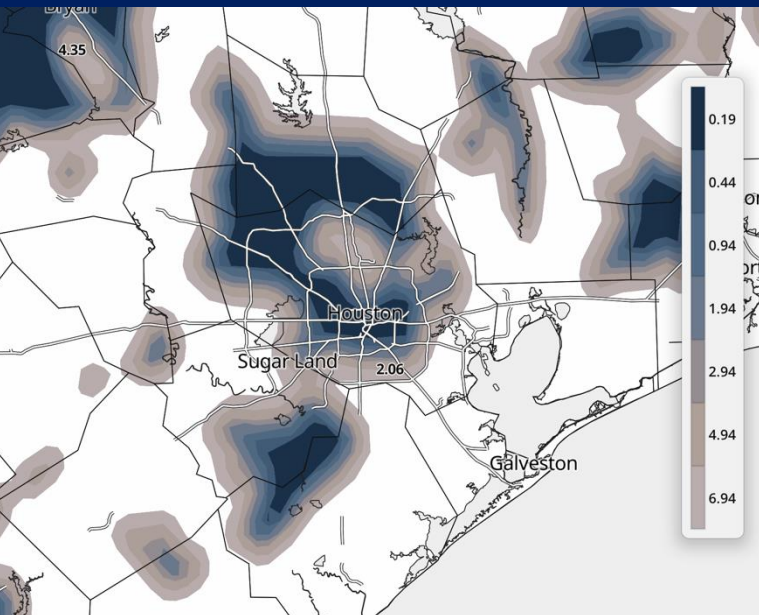
As always, please do not hesitate to reach out to us with any forecast questions at (317)-560-8122. Press 1 for forecast questions.



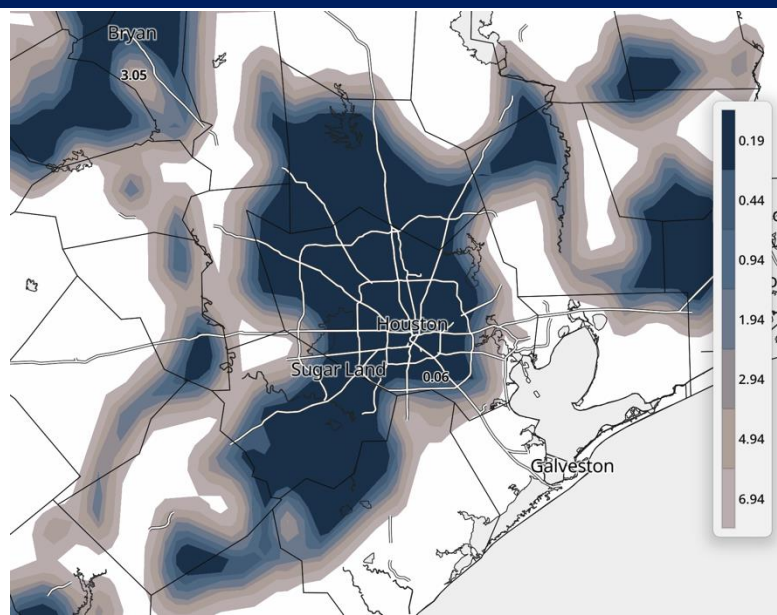
You can also access real-time forecast updates and 24/7 meteorological chat assistance on your [Clarity](#) app.

Houston Pilots Visibility Report

5 AM CST THU VISIBILITY



7 AM CST THU VISIBILITY



Confidence

Above
Normal

Below
Normal

**TIMEFRAME
DISCUSSED**

THREAT

2 AM – 9 AM THU

LOW

Patchy dense fog will be in play for Stations N of Morgan's Point from 2 AM through 9 AM Thursday morning. A few pockets of visibilities falling to 1 mile will be in play. No fog is anticipated in the Bay at this time.

The timeframe for greatest coverage/density looks to be 4 – 8 AM.

Fog is expected to dissipate quickly by 9AM.

Houston Pilots Extended Range Visibility Report



Saturday 01/31/2026

Fog is not favored.

Forecast Confidence



Monday 02/02/2026

Fog is not favored.

Forecast Confidence



Sunday 02/01/2026

Fog is not favored.

Forecast Confidence



Chance for Fog

Saturday AM	Unlikely
Saturday PM	Unlikely
Sunday AM	Unlikely
Sunday PM	Unlikely
Monday AM	Unlikely
Monday PM	Unlikely

Houston Pilots Visibility Chart (miles)



Visibility	Wed 4 pm	Wed 5 pm	Wed 6 pm	Wed 7 pm	Wed 8 pm	Wed 9 pm	Wed 10 pm	Wed 11 pm	Thu 12 am	Thu 1 am	Thu 2 am	Thu 3 am	Thu 4 am	Thu 5 am	Thu 6 am	Thu 7 am	Thu 8 am	Thu 9 am	Thu 10 am	Thu 11 am	Thu 12 pm	Thu 1 pm	Thu 2 pm	Thu 3 pm
Houston Pilots N - 610 Bridge	10	10	10	10	10	10	10	10	10	10	10	0.5	0.5	0.5	0.5	0.5	0.5	0.5	10	10	10	10	10	10
Houston Pilots M - Kinder 1	10	10	10	10	10	10	10	10	10	10	10	0.5	0.5	0.5	0.5	0.5	0.5	0.5	10	10	10	10	10	10
Houston Pilots L - Greens Bayou	10	10	10	10	10	10	10	10	10	10	10	0.5	0.5	0.5	0.5	0.5	0.5	0.5	10	10	10	10	10	10
Houston Pilots K - Shell Crude	10	10	10	10	10	10	10	10	10	10	10	0.5	0.5	0.5	0.5	0.5	0.5	0.5	10	10	10	10	10	10
Houston Pilots J - Lynchburg Ferries	10	10	10	10	10	10	10	10	10	10	10	0.5	0.5	0.5	0.5	0.5	0.5	0.5	10	10	10	10	10	10
Houston Pilots I - Exxon 3	10	10	10	10	10	10	10	10	10	10	10	0.5	0.5	0.5	0.5	0.5	0.5	0.5	10	10	10	10	10	10
Houston Pilots H - Morgans Point	10	10	10	10	10	10	10	10	10	10	10	0.5	0.5	0.5	0.5	0.5	0.5	0.5	10	10	10	10	10	10
Houston Pilots G - 75/76	10	10	10	10	10	10	10	10	10	10	10	10	10	10	10	10	10	10	10	10	10	10	10	10
Houston Pilots F - 63/64	10	10	10	10	10	10	10	10	10	10	10	10	10	10	10	10	10	10	10	10	10	10	10	10
Houston Pilots E - 51/52	10	10	10	10	10	10	10	10	10	10	10	10	10	10	10	10	10	10	10	10	10	10	10	10
Houston Pilots D - 37/38	10	10	10	10	10	10	10	10	10	10	10	10	10	10	10	10	10	10	10	10	10	10	10	10
Houston Pilots C - 25/26	10	10	10	10	10	10	10	10	10	10	10	10	10	10	10	10	10	10	10	10	10	10	10	10
Houston Pilots B - 11/12	10	10	10	10	10	10	10	10	10	10	10	10	10	10	10	10	10	10	10	10	10	10	10	10
Houston Pilots A - 1 & 2 Bravo	10	10	10	10	10	10	10	10	10	10	10	10	10	10	10	10	10	10	10	10	10	10	10	10

NOTE: This is automated data that may/may not agree with the official BAM thinking that’s found on the daily slides or special visibility report slides. This data should be used as a guide only

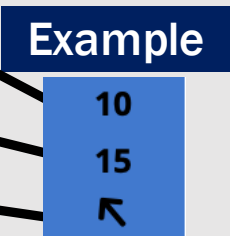
Houston Pilots Wind Chart



Forecast Confidence



Sustained Wind 10 Knots
Gusts 15 Knots
Wind from the SE



Wind	Wed 4 pm	Wed 5 pm	Wed 6 pm	Wed 7 pm	Wed 8 pm	Wed 9 pm	Wed 10 pm	Wed 11 pm	Thu 12 am	Thu 1 am	Thu 2 am	Thu 3 am	Thu 4 am	Thu 5 am	Thu 6 am	Thu 7 am	Thu 8 am	Thu 9 am	Thu 10 am	Thu 11 am	Thu 12 pm	Thu 1 pm	Thu 2 pm	Thu 3 pm
Houston Pilots N - 610 Bridge	3 7 ↓	3 6 ↓	2 6 ↓	2 5 ←	1 5 ←	1 3 ←	1 3 ←	1 3 ←	1 3 ←	1 3 ←	1 3 ←	1 3 ←	1 3 ←	1 3 ←	1 3 ←	1 3 ←	1 5 ←	2 6 ←	3 7 ←	5 8 ←	6 12 ↑	7 15 ↑	7 15 ↑	7 14 ↑
Houston Pilots M - Kinder 1	3 7 ↓	3 6 ↓	2 6 ↓	1 5 ←	1 5 ←	1 3 ←	1 3 ←	1 3 ←	1 3 ←	1 3 ←	1 3 ←	1 3 ←	1 3 ←	1 3 ←	1 3 ←	1 3 ←	1 5 ←	2 6 ←	3 7 ←	5 8 ←	6 12 ↑	7 15 ↑	7 15 ↑	7 14 ↑
Houston Pilots L - Greens Bayou	3 7 ↓	2 6 ↓	2 5 ↓	1 5 ←	1 3 ←	1 3 ←	1 3 ←	1 3 ←	1 3 ←	1 3 ←	1 3 ←	1 3 ←	1 3 ←	1 3 ←	1 3 ←	1 3 ←	1 5 ←	2 6 ←	3 7 ←	5 9 ←	6 12 ↑	7 14 ↑	7 15 ↑	7 14 ↑
Houston Pilots K - Shell Crude	3 7 ↓	2 6 ↓	1 5 ↓	1 5 ←	1 3 ←	1 3 ←	1 3 ←	1 3 ←	1 3 ←	1 3 ←	1 3 ←	1 3 ←	1 3 ←	1 3 ←	1 3 ←	1 3 ←	1 5 ←	2 6 ←	3 7 ←	5 9 ←	6 12 ↑	8 15 ↑	7 15 ↑	7 14 ↑
Houston Pilots J - Lynchburg Ferries	2 7 ↓	2 7 ↓	2 5 ↓	1 5 ←	1 3 ←	1 3 ←	1 3 ←	1 2 ←	1 2 ←	1 3 ←	1 2 ←	1 3 ←	1 3 ←	1 3 ←	1 3 ←	1 3 ←	1 5 ←	2 6 ←	3 7 ←	5 9 ←	6 12 ↑	7 14 ↑	7 15 ↑	7 14 ↑
Houston Pilots I - Exxon 3	3 8 ↓	3 7 ↓	3 6 ↓	3 5 ←	3 5 ←	2 5 ←	2 5 ←	2 5 ←	2 5 ←	2 5 ←	2 3 ←	2 5 ←	2 5 ←	2 5 ←	2 5 ←	2 3 ←	3 6 ←	3 7 ←	5 7 ←	6 9 ←	7 12 ↑	8 15 ↑	8 15 ↑	8 15 ↑
Houston Pilots H - Morgans Point	3 8 ↓	3 7 ↓	3 6 ↓	3 5 ←	3 5 ←	2 5 ←	2 5 ←	2 5 ←	2 5 ←	2 5 ←	2 3 ←	2 5 ←	2 5 ←	2 5 ←	2 5 ←	2 3 ←	3 6 ←	3 7 ←	5 7 ←	6 9 ←	7 12 ↑	8 15 ↑	8 15 ↑	8 15 ↑
Houston Pilots G - 75/76	3 8 ←	3 7 ←	3 7 ←	3 6 ←	3 5 ←	3 5 ←	3 5 ←	3 5 ←	3 5 ←	3 5 ←	3 5 ←	3 5 ←	3 6 ←	3 5 ←	3 6 ←	3 5 ←	3 7 ←	5 7 ←	6 9 ←	6 10 ←	8 14 ←	8 16 ←	8 16 ←	8 16 ←
Houston Pilots F - 63/64	3 8 ←	3 7 ←	3 7 ←	3 6 ←	3 5 ←	3 5 ←	3 5 ←	3 5 ←	2 5 ←	3 5 ←	3 5 ←	3 5 ←	3 6 ←	3 5 ←	3 6 ←	3 5 ←	3 7 ←	5 7 ←	6 9 ←	6 10 ←	8 13 ←	8 15 ←	8 15 ←	8 15 ←
Houston Pilots E - 51/52	3 8 ←	3 7 ←	3 7 ←	3 5 ←	3 5 ←	2 5 ←	2 5 ←	2 5 ←	2 5 ←	3 5 ←	3 5 ←	3 5 ←	3 6 ←	3 5 ←	3 5 ←	3 5 ←	3 7 ←	5 7 ←	6 8 ←	6 9 ←	8 12 ←	8 13 ←	8 15 ←	8 15 ←
Houston Pilots D - 37/38	3 8 ↓	3 7 ↓	3 6 ↓	3 5 ←	2 5 ←	2 5 ←	2 5 ←	2 5 ←	2 5 ←	3 5 ←	3 5 ←	3 6 ←	3 6 ←	3 6 ←	3 7 ←	3 5 ←	5 7 ←	6 8 ←	6 9 ←	7 12 ←	8 13 ←	8 15 ←	8 15 ←	8 14 ←
Houston Pilots C - 25/26	5 8 ↓	3 7 ↓	3 6 ↓	2 5 ←	2 5 ←	2 5 ←	2 5 ←	2 5 ←	2 5 ←	3 5 ←	3 5 ←	3 6 ←	3 6 ←	3 6 ←	3 7 ←	3 5 ←	5 7 ←	6 8 ←	6 9 ←	7 12 ←	8 13 ←	8 14 ←	8 14 ←	8 13 ←
Houston Pilots B - 11/12	5 8 ↓	3 7 ↓	3 6 ↓	2 5 ←	2 5 ←	2 5 ←	2 5 ←	2 5 ←	2 5 ←	2 6 ←	2 6 ←	3 6 ←	3 6 ←	3 6 ←	3 7 ←	3 5 ←	5 7 ←	6 8 ←	6 9 ←	7 10 ←	8 12 ←	8 13 ←	8 13 ←	8 13 ←
Houston Pilots A - 1 & 2 Bravo	3 8 ↓	3 7 ↓	3 7 ↓	3 6 ←	3 5 ←	3 5 ←	3 5 ←	3 5 ←	3 5 ←	3 6 ←	3 7 ←	5 7 ←	6 8 ←	6 8 ←	6 9 ←	7 10 ←	7 10 ←	7 10 ←	7 12 ←	8 12 ←	8 13 ←	8 13 ←	7 12 ←	7 13 ←

NOTE: This is automated data that may/may not agree with the official BAM thinking that's found on the daily slides.
This data should be used as a guide only.

Houston Pilots: WED. 01/28/2026

Forecast Discussion

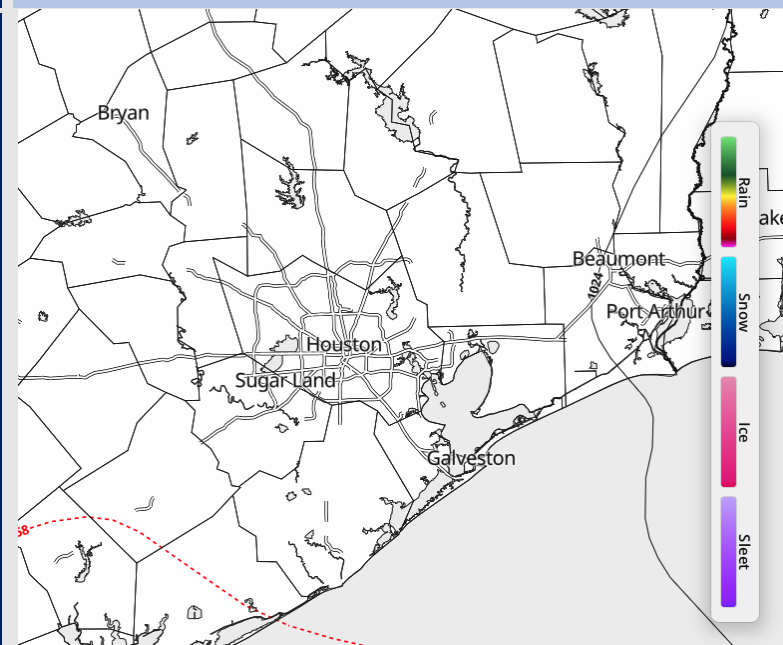
Precip: Dry conditions favored for the rest of the day.

Wind: Winds will be rather variable for the remainder of the day, with the tendency to blow out of the SE. **N of Morgan's Point:** Winds of 2 – 7 kts. **S of Morgan's Point:** Winds of 3 – 8 kts.

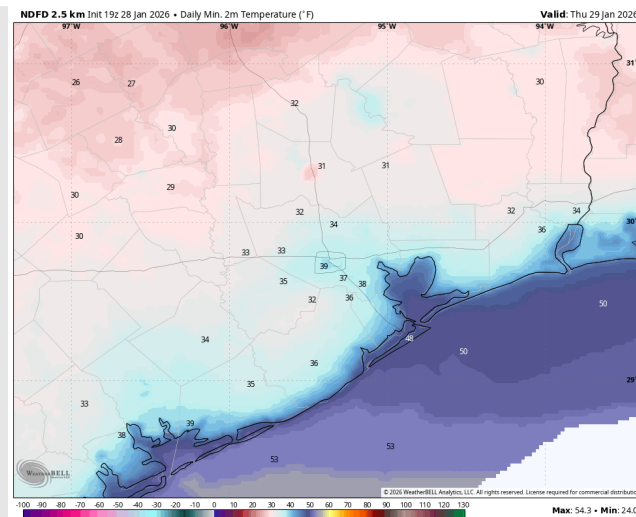
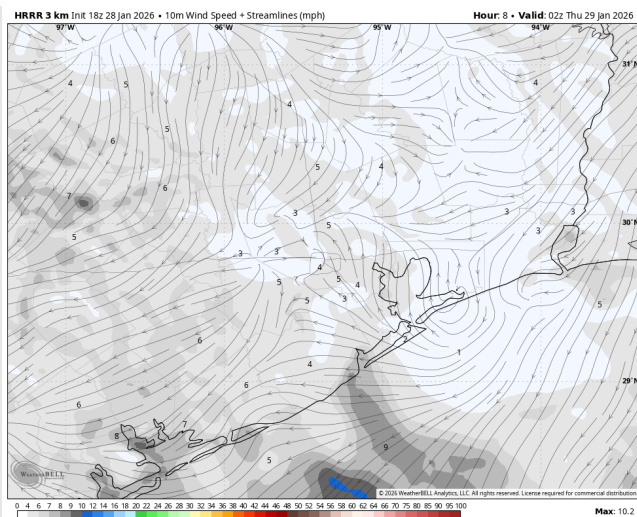
Low Temps: **N of Morgan's Point:** High 30s F. **S of Morgan's Point:** Mid to upper 40s F.

Visibility: No fog favored.

Precip Image: 3 PM CT



Wind Speed:
8 PM CT



High Temps
Today

Houston Pilots: THU. 01/29/2026

Forecast Discussion

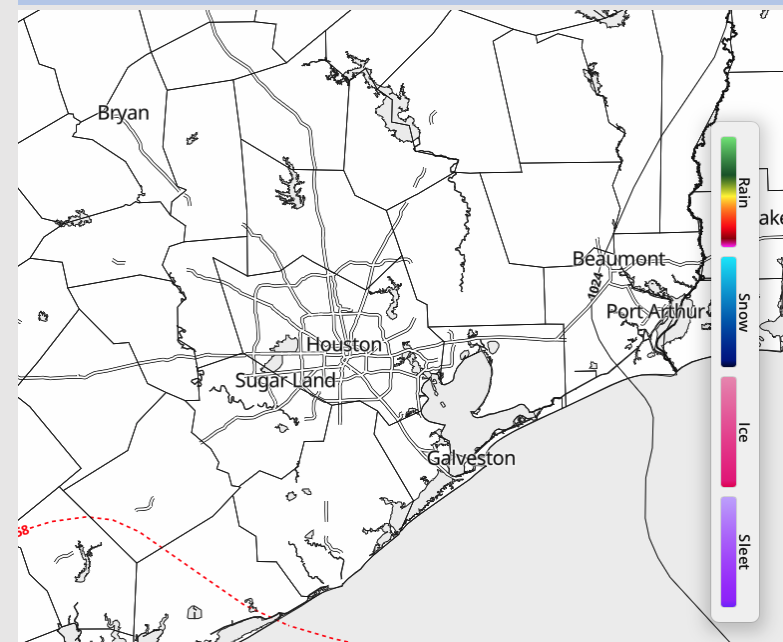
Precip: Dry conditions favored for THU.

Wind: Winds will be out of the SE throughout the day. **N of Morgan's Point:** Winds of 3 – 8 kts through the day. **S of Morgan's Point:** Winds of 5 – 10 kts through the day.

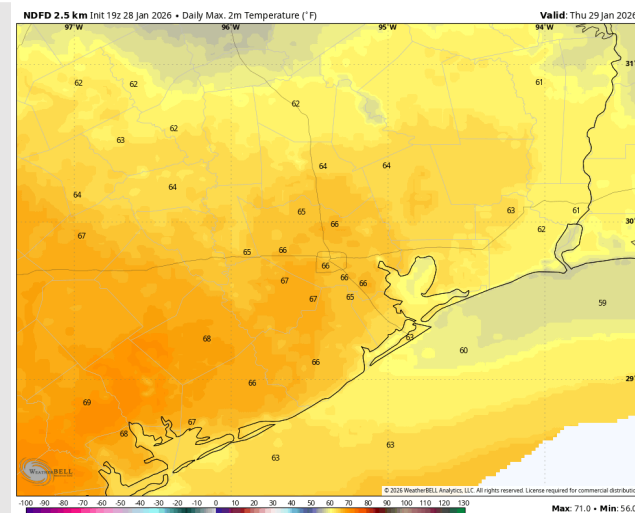
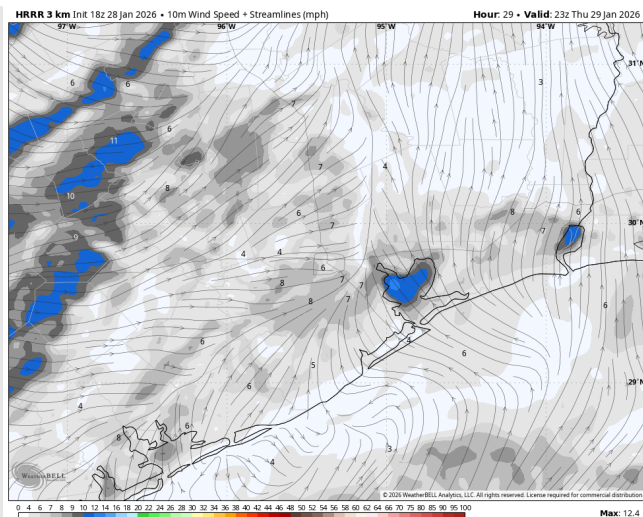
High Temps: **N of Morgan's Point:** Mid 60s F. **S of Morgan's Point:** Low 60s F.

Visibility: A few pockets of fog are anticipated N of Morgan's Point from 12 AM – 9 AM.

Precip Image: 11 AM CT



Wind Speed:
5 PM CT



High Temps
THU

Houston Pilots: FRI. 01/30/2026

Forecast Discussion

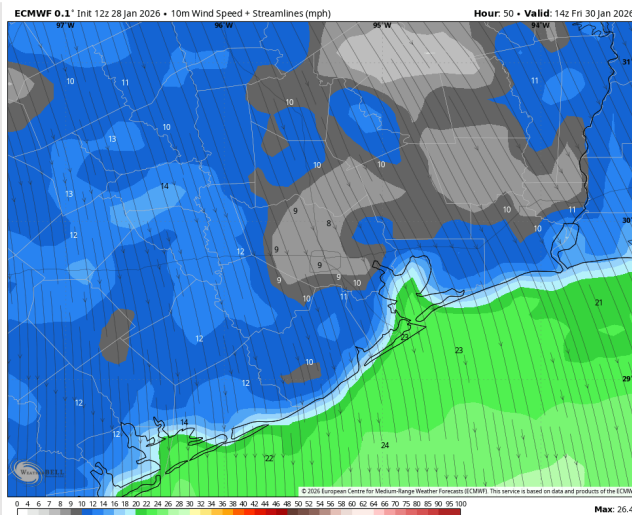
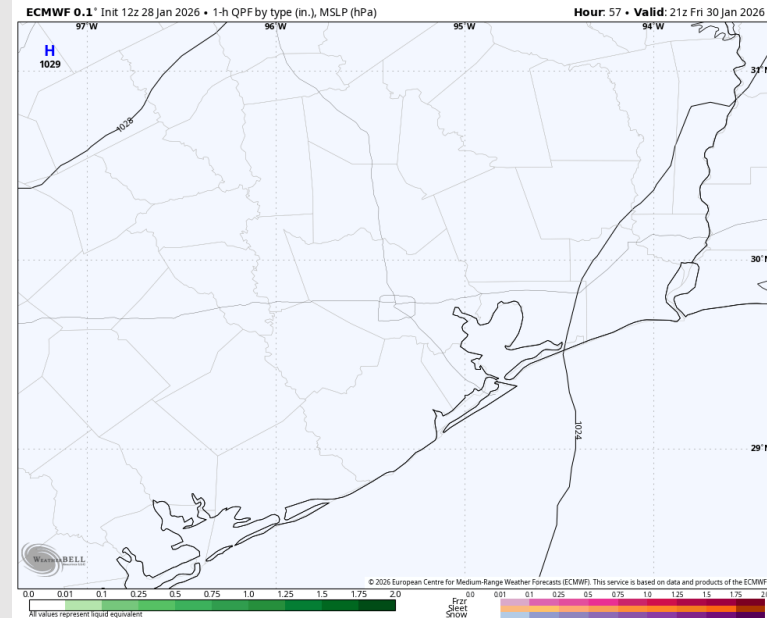
Precip: Dry conditions favored.

Wind: Winds will be out of the N/NW throughout the day. **N of Morgan's Point:** Winds of 5 – 10 kts through the day. **S of Morgan's Point:** Winds of 15 – 20 kts through the day. **Wind gusts of 25 – 30 kts in play for Stations S of Morgan's Point throughout the day.**

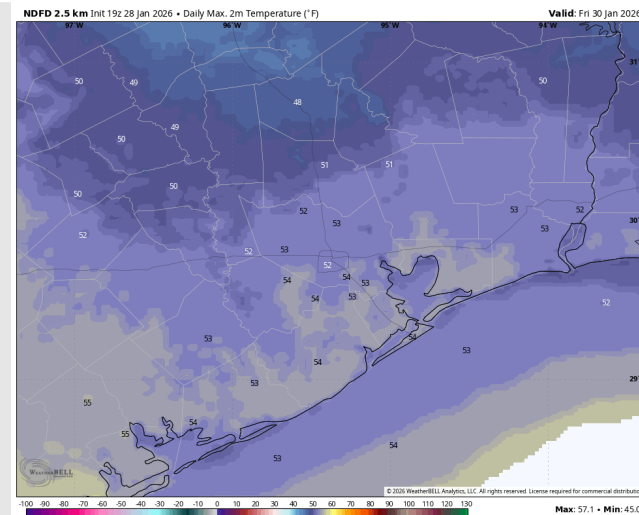
High Temps: **N of Morgan's Point:** Low 50s F. **S of Morgan's Point:** Low 50s F.

Visibility: No visibility concerns for Friday.

Precip Image: 3 PM CT



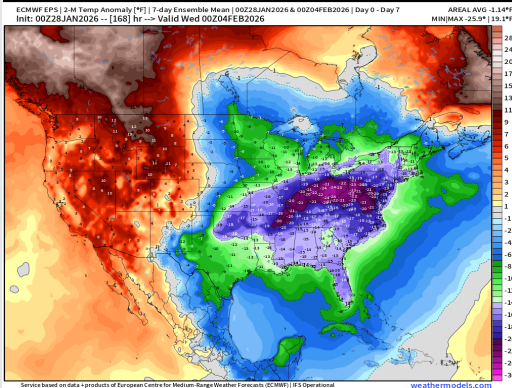
Wind Speed:
8 AM CT



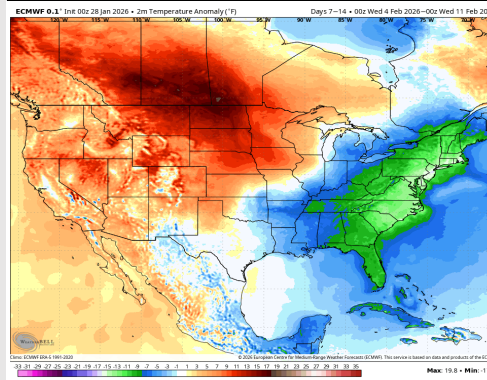
High Temps
Friday

Houston Pilots: 01/28/2026

Next 7 Day Temperature Departure



8-14 Day Temperature Departure

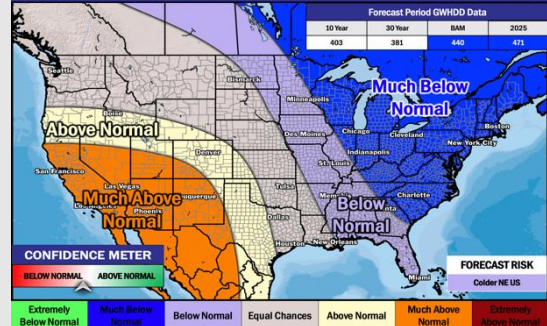


15-30 Day Temperature Departure

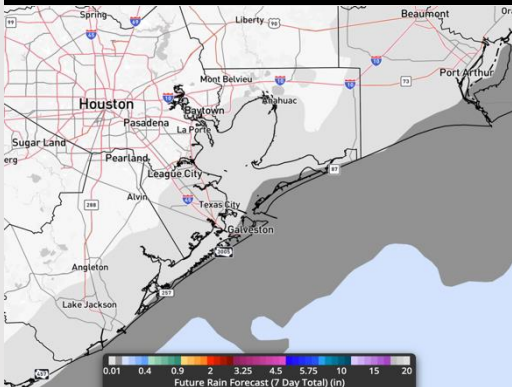
Week ¾ Temperature Outlook

February 10 - 23, 2026 | Updated: 1/27/26

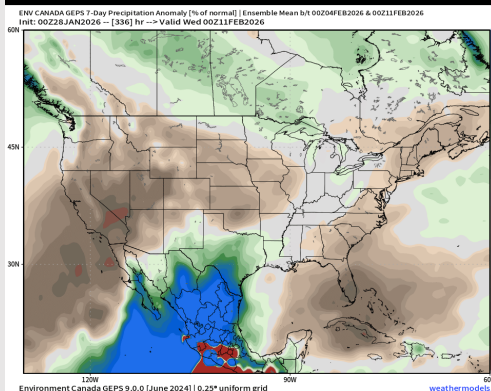
Forecaster: Bryan



Next 7 Day Total Precipitation



8-14 Day % of Average Precip.

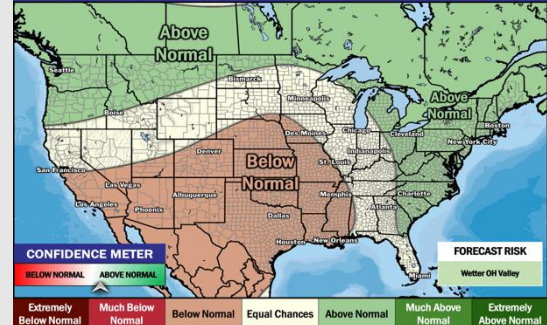


15-30 Day % of Average Precip.

Week ¾ Precipitation Outlook

February 10 - 23, 2026 | Updated: 1/27/26

Forecaster: Walts



- Much below normal temps are favored over the next 7 days with little-to-no rain through the week.
- Below normal temperatures and above normal rain chances in the Week 2 period.
- Near normal temperatures and below normal rainfall expected for early February.