

Houston Pilots Forecast Package



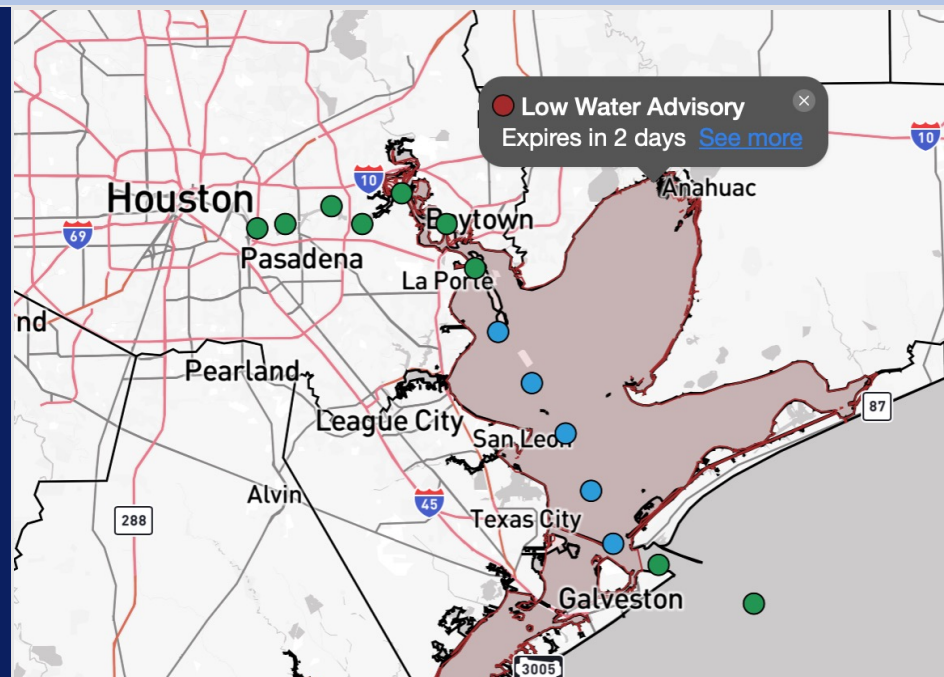
Updated: 11:20 PM CT

Tuesday, January 27th, 2026

Forecaster: Tyler Riggles

Weather Headlines

- A low-end fog risk N of Morgan's Point will be possible today and THU from 12 AM – 9 AM each morning.
- Dry conditions favored over the next 72 hours.
- A passing front on Friday will elevate winds again, with wind gusts of 25-30 kts in play.



Current Radar: 11:19 PM CT

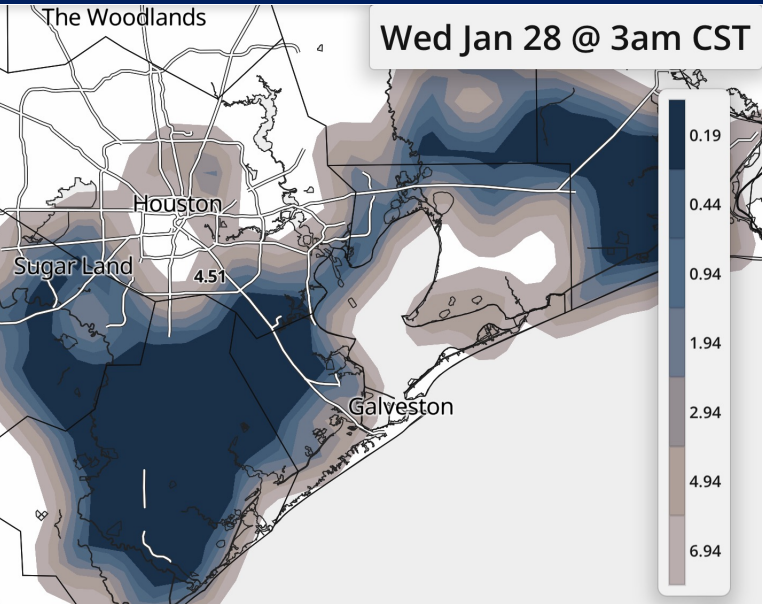
As always, please do not hesitate to reach out to us with any forecast questions at (317)-560-8122. Press 1 for forecast questions.



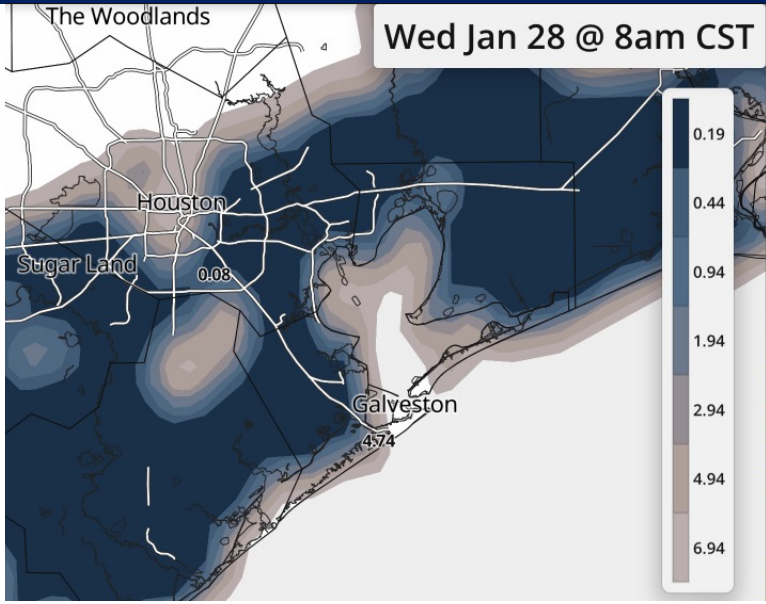
You can also access real-time forecast updates and 24/7 meteorological chat assistance on your [Clarity](#) app.

Houston Pilots Visibility Report

3 AM WED VISIBILITY



8 AM WED VISIBILITY



Confidence

Above
Normal

Below
Normal

TIMEFRAME
DISCUSSED

THREAT

12 AM – 9 AM WED

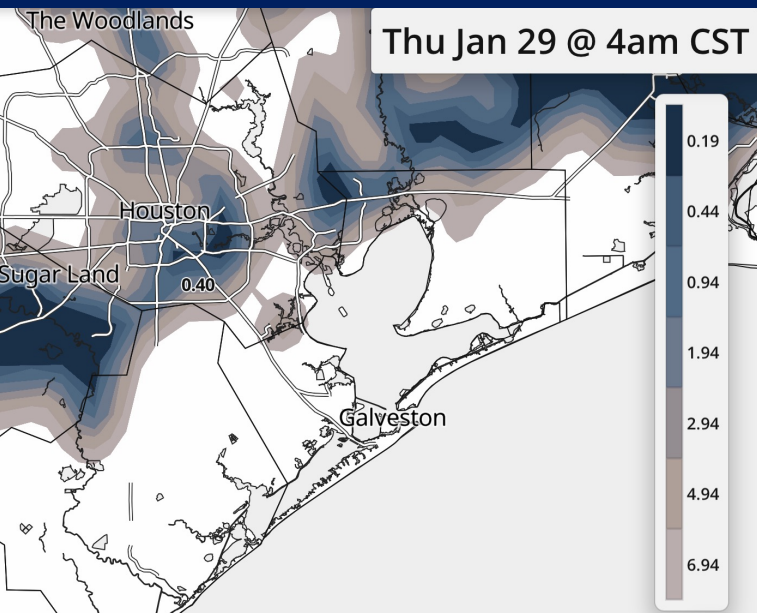
LOW

Stations N of Morgan's Point can see a few pockets of thin fog (visibilities ~1 mile) from 12 AM – 9 AM this morning. No fog is expected in the Bay.

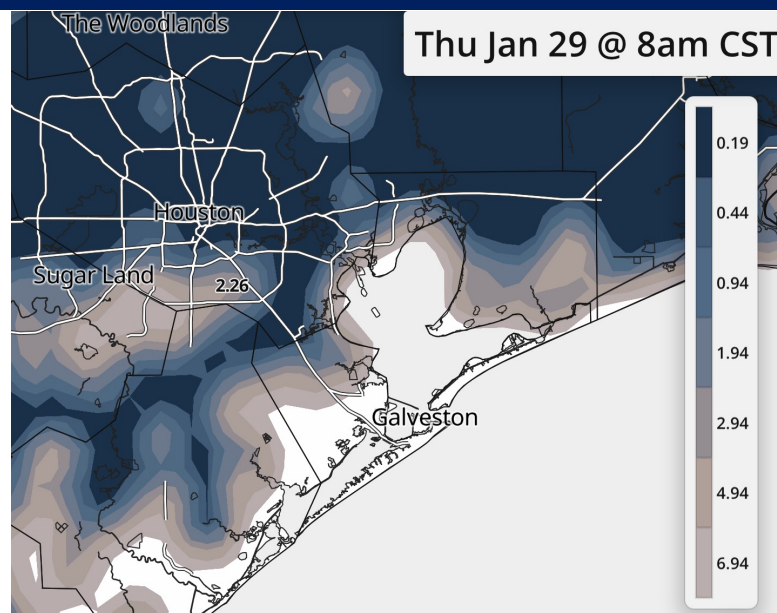
While winds are expected to remain very calm and favorable for fog, any winds at all will act to mitigate density and coverage as moisture for fog development looks to remain sparse.

Houston Pilots Visibility Report

4 AM CST THU VISIBILITY



8 AM CST THU VISIBILITY



Confidence

Above
Normal

Below
Normal

**TIMEFRAME
DISCUSSED**

THREAT

12 AM - 9 AM THU

LOW

Isolated pockets of dense fog will remain in play for Stations N of Morgan's Point from 12 AM through 9 AM Thursday morning. A few pockets of visibilities falling to 1 mile will be in play. No fog is anticipated in the Bay at this time.

Fog is expected to dissipate quickly by 9AM.

Houston Pilots Extended Range Visibility Report



Saturday 01/31/2026

Fog is not favored.

Forecast Confidence



Monday 02/02/2026

Fog is not favored.

Forecast Confidence



Sunday 02/01/2026

Fog is not favored.

Forecast Confidence



Chance for Fog

Saturday AM	Unlikely
Saturday PM	Unlikely
Sunday AM	Unlikely
Sunday PM	Unlikely
Monday AM	Unlikely
Monday PM	Unlikely

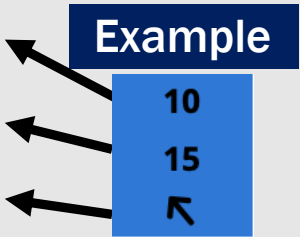
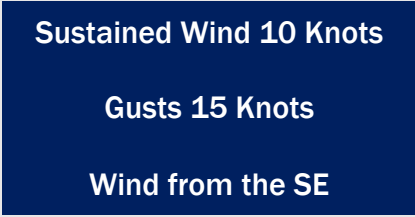
Houston Pilots Visibility Chart (miles)



Visibility	Wed 1 am	Wed 2 am	Wed 3 am	Wed 4 am	Wed 5 am	Wed 6 am	Wed 7 am	Wed 8 am	Wed 9 am	Wed 10 am	Wed 11 am	Wed 12 pm	Wed 1 pm	Wed 2 pm	Wed 3 pm	Wed 4 pm	Wed 5 pm	Wed 6 pm	Wed 7 pm	Wed 8 pm	Wed 9 pm	Wed 10 pm	Wed 11 pm	Thu 12 am
Houston Pilots N - 610 Bridge	1	1	1	1	1	1	1	1	1	10	10	10	10	10	10	10	10	10	10	10	10	10	10	10
Houston Pilots M - Kinder 1	1	1	1	1	1	1	1	1	1	10	10	10	10	10	10	10	10	10	10	10	10	10	10	10
Houston Pilots L - Greens Bayou	1	1	1	1	1	1	1	1	1	10	10	10	10	10	10	10	10	10	10	10	10	10	10	10
Houston Pilots K - Shell Crude	1	1	1	1	1	1	1	1	1	10	10	10	10	10	10	10	10	10	10	10	10	10	10	10
Houston Pilots J - Lynchburg Ferries	1	1	1	1	1	1	1	1	1	10	10	10	10	10	10	10	10	10	10	10	10	10	10	10
Houston Pilots I - Exxon 3	1	1	1	1	1	1	1	1	1	10	10	10	10	10	10	10	10	10	10	10	10	10	10	10
Houston Pilots H - Morgans Point	1	1	1	1	1	1	1	1	1	10	10	10	10	10	10	10	10	10	10	10	10	10	10	10
Houston Pilots G - 75/76	10	10	10	10	10	10	10	10	10	10	10	10	10	10	10	10	10	10	10	10	10	10	10	10
Houston Pilots F - 63/64	10	10	10	10	10	10	10	10	10	10	10	10	10	10	10	10	10	10	10	10	10	10	10	10
Houston Pilots E - 51/52	10	10	10	10	10	10	10	10	10	10	10	10	10	10	10	10	10	10	10	10	10	10	10	10
Houston Pilots D - 37/38	10	10	10	10	10	10	10	10	10	10	10	10	10	10	10	10	10	10	10	10	10	10	10	10
Houston Pilots C - 25/26	10	10	10	10	10	10	10	10	10	10	10	10	10	10	10	10	10	10	10	10	10	10	10	10
Houston Pilots B - 11/12	10	10	10	10	10	10	10	10	10	10	10	10	10	10	10	10	10	10	10	10	10	10	10	10
Houston Pilots A - 1 & 2 Bravo	10	10	10	10	10	10	10	10	10	10	10	10	10	10	10	10	10	10	10	10	10	10	10	10

NOTE: This is automated data that may/may not agree with the official BAM thinking that's found on the daily slides or special visibility report slides. This data should be used as a guide only

Houston Pilots Wind Chart



Wind	Wed 1 am	Wed 2 am	Wed 3 am	Wed 4 am	Wed 5 am	Wed 6 am	Wed 7 am	Wed 8 am	Wed 9 am	Wed 10 am	Wed 11 am	Wed 12 pm	Wed 1 pm	Wed 2 pm	Wed 3 pm	Wed 4 pm	Wed 5 pm	Wed 6 pm	Wed 7 pm	Wed 8 pm	Wed 9 pm	Wed 10 pm	Wed 11 pm	Thu 12 am
Houston Pilots N - 610 Bridge	1 3 ↓	1 3 ↓	1 5 ↓	1 5 ↓	1 5 ↓	2 5 ↓	2 5 ↓	1 5 ↓	1 3 ↓	1 3 ↓	2 5 ↓	2 5 ↓	3 7 ↓	3 7 ↓	3 7 ↓	3 7 ↓	3 7 ↓	3 6 ↓	2 6 ←	1 5 ↓	1 3 →	1 3 ↑	1 3 ↓	1 3 ←
Houston Pilots M - Kinder 1	1 3 ↓	1 3 ↓	1 5 ↓	1 5 ↓	1 5 ↓	2 5 ↓	2 5 ↓	2 5 ↓	1 3 ↓	1 3 ↓	2 5 ↓	2 5 ↓	3 7 ↓	3 7 ↓	3 7 ↓	3 7 ↓	3 7 ↓	3 6 ↓	2 6 ←	1 5 ↓	1 3 →	1 3 ↑	1 3 ↓	1 3 ←
Houston Pilots L - Greens Bayou	1 3 ↓	1 3 ↓	1 5 ↓	1 5 ↓	1 5 ↓	2 5 ↓	2 5 ↓	2 5 ↓	1 3 ↓	1 3 ↓	2 5 ↓	2 5 ↓	2 7 ↓	2 7 ↓	3 7 ↓	3 7 ↓	3 7 ↓	2 6 ↓	2 5 ↓	1 5 ↓	1 3 →	1 3 ↑	1 3 ↓	1 3 ←
Houston Pilots K - Shell Crude	1 3 ↓	1 3 ↓	1 5 ↓	2 5 ↓	2 5 ↓	2 5 ↓	2 5 ↓	2 5 ↓	1 3 ↓	2 3 ↓	2 5 ↓	2 5 ↓	3 7 ↓	3 7 ↓	3 7 ↓	3 7 ↓	3 7 ↓	2 6 ↓	2 5 ↓	1 3 ↓	1 3 ←	1 2 ↑	1 2 ↓	1 3 ←
Houston Pilots J - Lynchburg Ferries	1 3 ↓	1 3 ↓	1 3 ↓	1 5 ↓	1 5 ↓	1 5 ↓	2 5 ↓	1 5 ↓	1 3 ↓	1 3 ↓	2 3 ↓	2 5 ↓	2 6 ↓	2 7 ↓	2 7 ↓	3 7 ↓	2 7 ↓	2 6 ↓	2 5 ↓	1 3 ↓	1 3 →	1 2 ↑	1 2 ↓	1 2 ←
Houston Pilots I - Exxon 3	2 5 ↓	3 5 ↓	3 5 ↓	3 6 ↓	3 6 ↓	3 6 ↓	5 6 ↓	3 7 ↓	3 6 ↓	3 6 ↓	3 5 ↓	2 6 ↓	3 7 ↓	3 7 ↓	3 7 ↓	3 7 ↓	3 7 ↓	3 7 ↓	3 7 ←	3 5 ↑	2 5 ↑	2 5 ↓	2 5 ↓	2 5 ↓
Houston Pilots H - Morgans Point	2 5 ↓	3 5 ↓	3 5 ↓	3 6 ↓	3 6 ↓	3 6 ↓	5 7 ↓	3 7 ↓	3 6 ↓	3 6 ↓	3 6 ↓	3 6 ↓	3 7 ↓	3 7 ↓	3 7 ↓	3 7 ↓	3 7 ↓	3 6 ↓	3 6 ←	3 5 ↑	2 5 ↑	2 5 ↓	2 5 ↓	2 5 ↓
Houston Pilots G - 75/76	3 5 ↓	3 5 ↓	3 6 ↓	5 7 ↓	5 7 ↓	6 7 ↓	6 8 ↓	5 7 ↓	5 7 ↓	5 7 ↓	3 7 ↓	3 7 ↓	3 7 ↓	2 7 ↓	2 7 ↓	3 7 ↓	3 7 ↓	3 6 ↓	3 6 ←	3 5 ↑	3 5 ↑	3 5 ↓	3 5 ↓	3 5 ↓
Houston Pilots F - 63/64	3 5 ↓	3 5 ↓	3 6 ↓	5 7 ↓	5 7 ↓	6 7 ↓	6 8 ↓	6 7 ↓	5 7 ↓	5 8 ↓	3 7 ↓	3 7 ↓	3 7 ↓	3 7 ↓	3 7 ↓	3 7 ↓	3 7 ↓	3 6 ↓	3 6 ←	3 5 ↑	2 5 ↑	3 5 ↓	2 5 ↓	2 5 ↓
Houston Pilots E - 51/52	2 5 ↓	3 5 ↓	3 6 ↓	5 7 ↓	6 7 ↓	6 8 ↓	6 9 ↓	6 8 ↓	6 8 ↓	6 8 ↓	5 8 ↓	3 8 ↓	3 7 ↓	3 7 ↓	3 8 ↓	3 7 ↓	3 7 ↓	2 6 ↓	3 6 ←	2 5 ↑	2 5 ↑	2 5 ↓	2 5 ↓	2 5 ↓
Houston Pilots D - 37/38	2 5 ↓	3 5 ↓	3 6 ↓	5 7 ↓	6 8 ↓	6 8 ↓	7 9 ↓	6 9 ↓	6 9 ↓	6 9 ↓	5 9 ↓	5 8 ↓	3 8 ↓	3 7 ↓	3 8 ↓	3 7 ↓	3 7 ↓	3 6 ↓	3 5 ←	2 5 ↑	2 5 ↑	2 5 ↓	2 5 ↓	2 5 ↓
Houston Pilots C - 25/26	2 5 ↓	3 5 ↓	3 6 ↓	5 7 ↓	6 8 ↓	6 9 ↓	7 10 ↓	6 9 ↓	6 9 ↓	6 9 ↓	6 9 ↓	5 8 ↓	5 8 ↓	3 8 ↓	3 8 ↓	3 7 ↓	3 7 ↓	2 6 ↓	2 5 ←	2 5 ↑	2 5 ↑	2 5 ↓	2 5 ↓	2 5 ↓
Houston Pilots B - 11/12	2 5 ↓	2 5 ↓	3 6 ↓	5 7 ↓	6 8 ↓	6 9 ↓	7 10 ↓	6 10 ↓	6 9 ↓	6 9 ↓	6 9 ↓	6 8 ↓	5 8 ↓	5 7 ↓	5 8 ↓	3 7 ↓	3 7 ↓	3 6 ↓	2 5 ←	2 5 ↑	2 5 ↑	2 5 ↓	2 5 ↓	2 5 ↓
Houston Pilots A - 1 & 2 Bravo	2 5 ↓	3 6 ↓	5 7 ↓	6 8 ↓	7 10 ↓	8 12 ↓	8 13 ↓	8 12 ↓	8 12 ↓	8 10 ↓	6 10 ↓	6 9 ↓	5 8 ↓	3 7 ↓	3 8 ↓	3 7 ↓	3 7 ↓	3 6 ↓	3 5 ←	3 5 ←	3 6 ↑	3 5 ↑	3 5 ↓	3 5 ↓

NOTE: This is automated data that may/may not agree with the official BAM thinking that's found on the daily slides. This data should be used as a guide only.

Houston Pilots: WED. 01/28/2026

Forecast Discussion

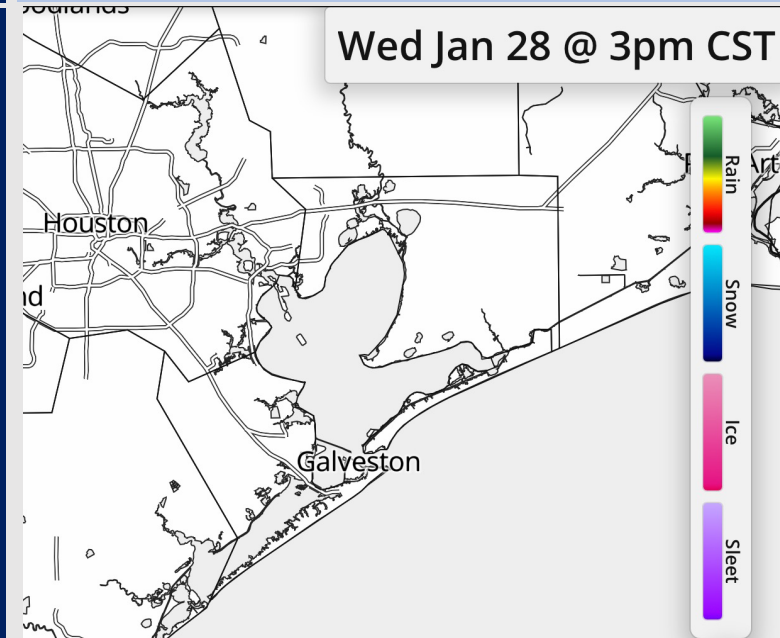
Precip: Dry conditions favored for today.

Wind: Winds will be primarily out of the N through 6PM, becoming variable thereafter. **N of Morgan's Point:** Winds of 3 – 8 kts through the day. **S of Morgan's Point:** Winds of 3 – 8 kts through the day. Winds at the Boarding Station of 8 – 13 kts from 4 - 10 AM.

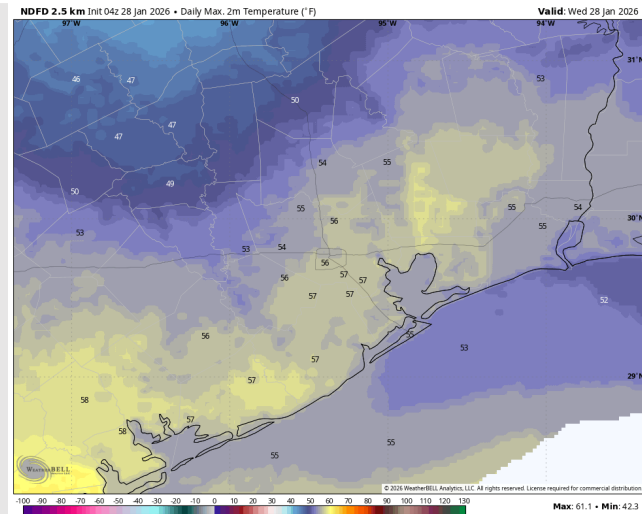
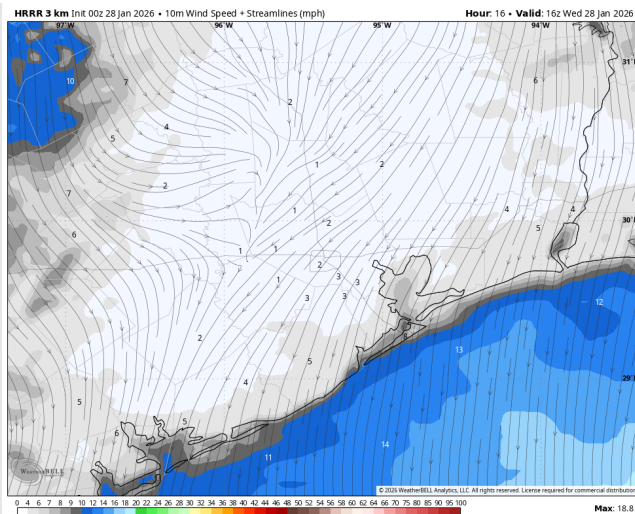
High Temps: **N of Morgan's Point:** High 50s F. **S of Morgan's Point:** Mid 50s F.

Visibility: A few pockets of fog are anticipated N of Morgan's Point from 12 AM – 9 AM.

Precip Image: 3 PM CT



Wind Speed:
10 AM CT



High Temps
Today

Houston Pilots: THU. 01/29/2026

Forecast Discussion


Precip: Dry conditions favored for THU.

Wind: Winds will be highly variable through the day, settling out of the NW after 10 PM. **N of Morgan's Point:** Winds of 3 – 8 kts through the day. **S of Morgan's Point:** Winds of 5 – 10 kts through the day.

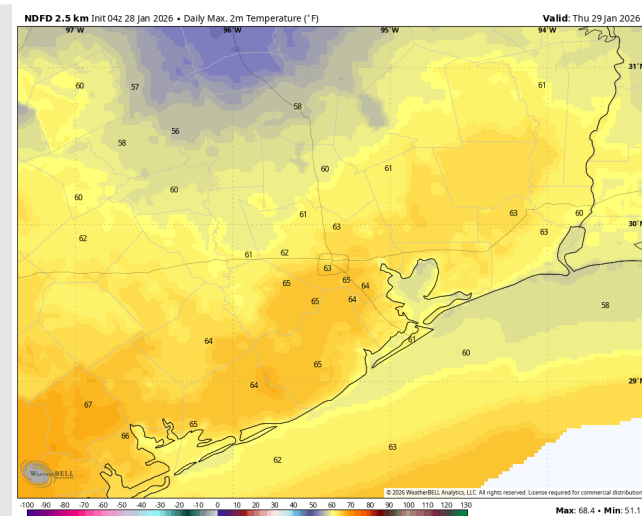
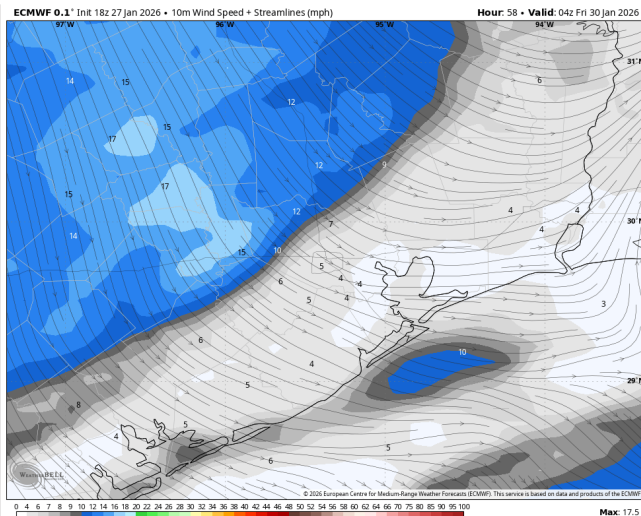
High Temps: **N of Morgan's Point:** Mid 60s F. **S of Morgan's Point:** Low 60s F.

Visibility: A few pockets of fog are anticipated N of Morgan's Point from 12 AM – 9 AM.

Precip Image: 11 AM CT



Wind Speed:
10 PM CT



High Temps
THU

Houston Pilots: FRI. 01/30/2026

Forecast Discussion

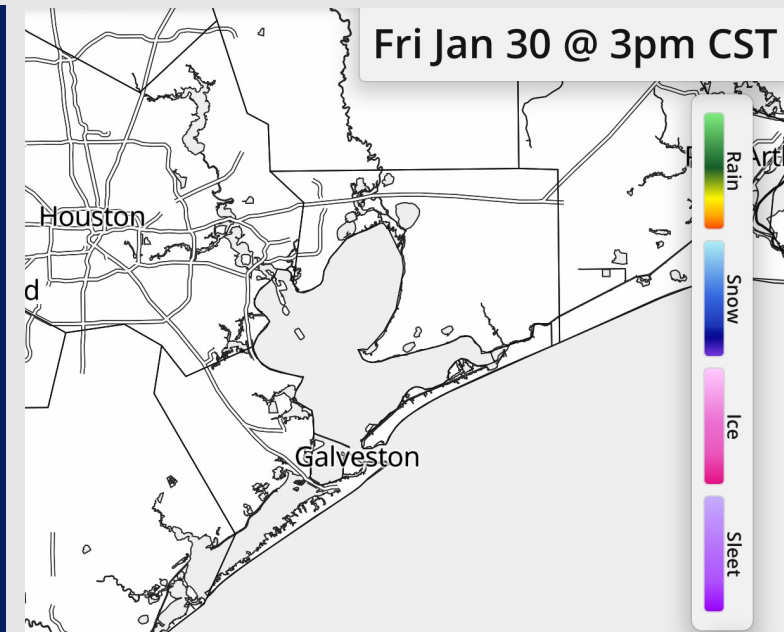
Precip: Dry conditions favored for the remainder of the day.

Wind: Winds will be out of the NW throughout the day. **N of Morgan's Point:** Winds of 5 – 10 kts through the day. **S of Morgan's Point:** Winds of 18 – 23 kts through the day. **Wind gusts of 25 – 30 kts in play for Stations S of Morgan's Point throughout the day.**

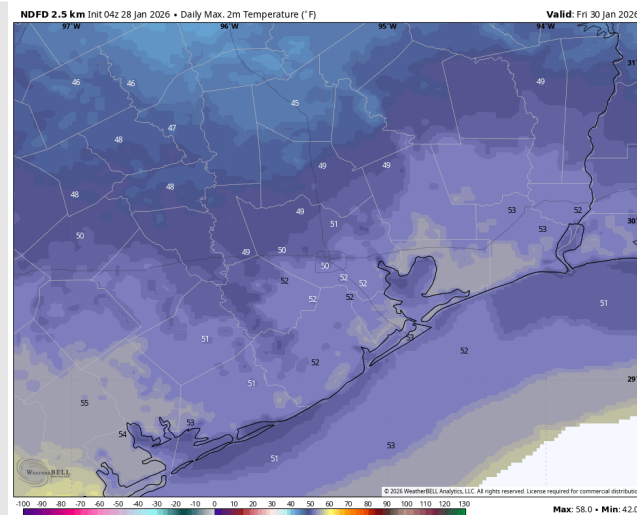
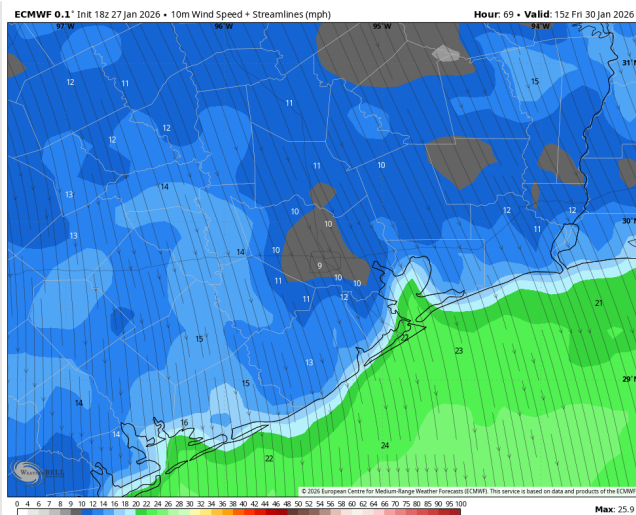
High Temps: **N of Morgan's Point:** Low 50s F. **S of Morgan's Point:** Low 50s F.

Visibility: No visibility concerns for Friday.

Precip Image: 3 PM CT



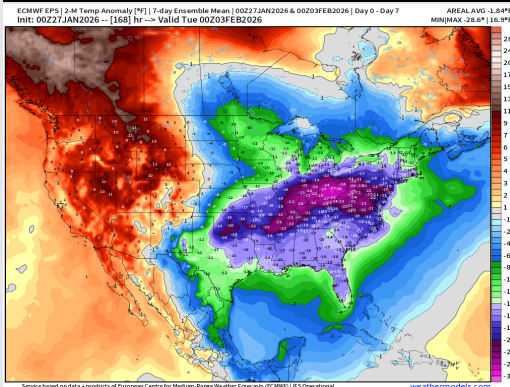
Wind Speed:
9 AM CT



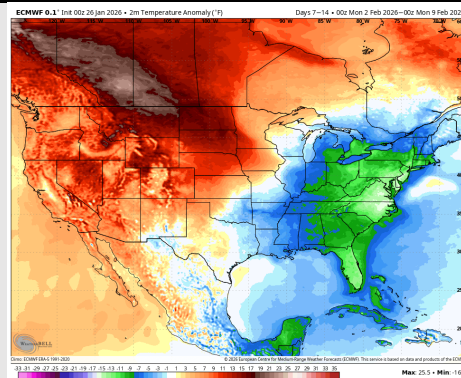
High Temps
Friday

Houston Pilots: 01/28/2026

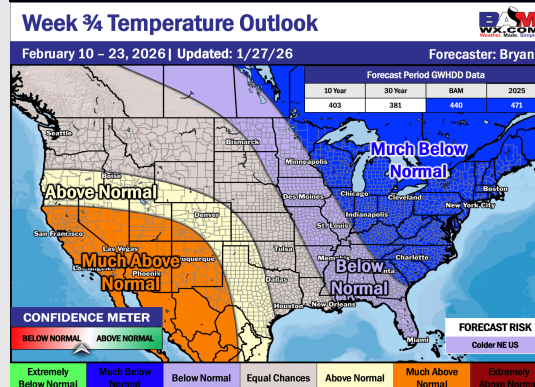
Next 7 Day Temperature Departure



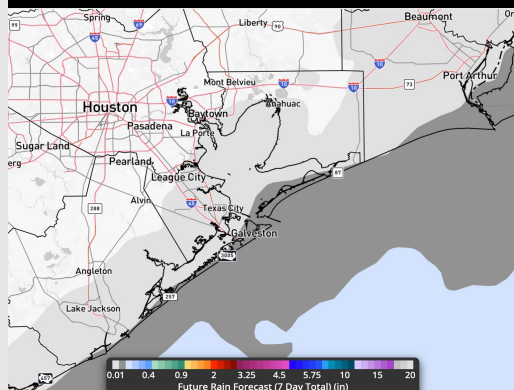
8-14 Day Temperature Departure



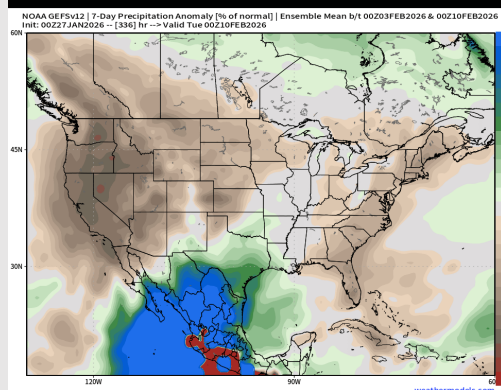
15-30 Day Temperature Departure



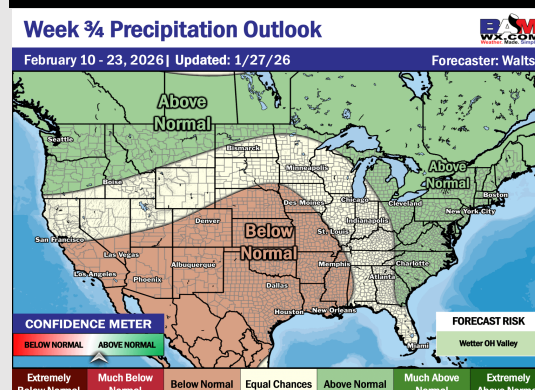
Next 7 Day Total Precipitation



8-14 Day % of Average Precip.



15-30 Day % of Average Precip.



- Much below normal temps are favored over the next 7 days with little-to-no rain through the week.
- Below normal temperatures and above normal rain chances in the Week 2 period.
- Near normal temperatures and below normal rainfall expected for early February.