

Houston Pilots Forecast Package



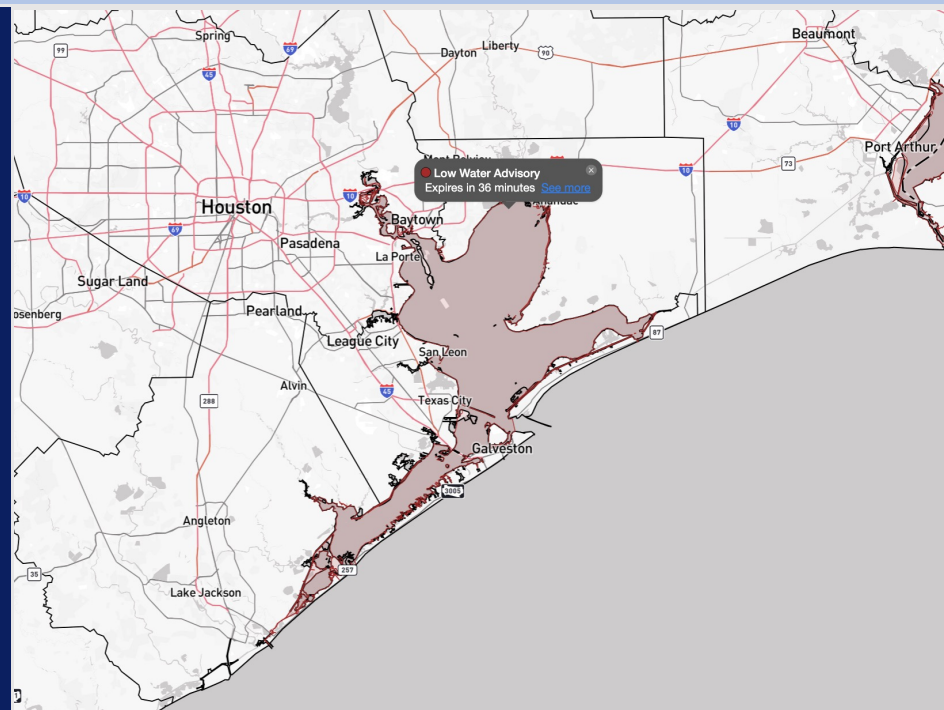
Updated: 5:40 PM CT

Sunday, January 18, 2026

Forecaster: John Kemper

Weather Headlines

- Fog is NOT favored over the next 72 hours.
- A few brief, light, isolated showers on TUE.
- Winds to be fairly calm through Tuesday before we watch for 20kt+ gust potential.



Current Radar: 5:30 PM CT

As always, please do not hesitate to reach out to us with any forecast questions at (317)-560-8122. Press 1 for forecast questions.



You can also access real-time forecast updates and 24/7 meteorological chat assistance on your [Clarity](#) app.

Houston Pilots Extended Range Visibility Report



Wednesday 01/21/2026

Fog is not favored.

Forecast Confidence



Friday 01/23/2026

Fog is not favored. We will want to watch the late evening for a POSSIBLE return of fog, but confidence is very low.

Forecast Confidence



Thursday 01/22/2026

Fog is not favored.

Forecast Confidence



Chance for Fog

Wednesday AM	Unlikely
Wednesday PM	Unlikely
Thursday AM	Unlikely
Thursday PM	Unlikely
Friday AM	Unlikely
Friday PM	Unlikely

Houston Pilots Visibility Chart (miles)



Visibility	Sun 7 pm	Sun 8 pm	Sun 9 pm	Sun 10 pm	Sun 11 pm	Mon 12 am	Mon 1 am	Mon 2 am	Mon 3 am	Mon 4 am	Mon 5 am	Mon 6 am	Mon 7 am	Mon 8 am	Mon 9 am	Mon 10 am	Mon 11 am	Mon 12 pm	Mon 1 pm	Mon 2 pm	Mon 3 pm	Mon 4 pm	Mon 5 pm	Mon 6 pm
Houston Pilots N - 610 Bridge	10	10	10	10	10	10	10	10	10	10	10	10	10	10	10	10	10	10	10	10	10	10	10	10
Houston Pilots M - Kinder 1	10	10	10	10	10	10	10	10	10	10	10	10	10	10	10	10	10	10	10	10	10	10	10	10
Houston Pilots L - Greens Bayou	10	10	10	10	10	10	10	10	10	10	10	10	10	10	10	10	10	10	10	10	10	10	10	10
Houston Pilots K - Shell Crude	10	10	10	10	10	10	10	10	10	10	10	10	10	10	10	10	10	10	10	10	10	10	10	10
Houston Pilots J - Lynchburg Ferries	10	10	10	10	10	10	10	10	10	10	10	10	10	10	10	10	10	10	10	10	10	10	10	10
Houston Pilots I - Exxon 3	10	10	10	10	10	10	10	10	10	10	10	10	10	10	10	10	10	10	10	10	10	10	10	10
Houston Pilots H - Morgans Point	10	10	10	10	10	10	10	10	10	10	10	10	10	10	10	10	10	10	10	10	10	10	10	10
Houston Pilots G - 75/76	10	10	10	10	10	10	10	10	10	10	10	10	10	10	10	10	10	10	10	10	10	10	10	10
Houston Pilots F - 63/64	10	10	10	10	10	10	10	10	10	10	10	10	10	10	10	10	10	10	10	10	10	10	10	10
Houston Pilots E - 51/52	10	10	10	10	10	10	10	10	10	10	10	10	10	10	10	10	10	10	10	10	10	10	10	10
Houston Pilots D - 37/38	10	10	10	10	10	10	10	10	10	10	10	10	10	10	10	10	10	10	10	10	10	10	10	10
Houston Pilots C - 25/26	10	10	10	10	10	10	10	10	10	10	10	10	10	10	10	10	10	10	10	10	10	10	10	10
Houston Pilots B - 11/12	10	10	10	10	10	10	10	10	10	10	10	10	10	10	10	10	10	10	10	10	10	10	10	10
Houston Pilots A - 1 & 2 Bravo	10	10	10	10	10	10	10	10	10	10	10	10	10	10	10	10	10	10	10	10	10	10	10	10

NOTE: This is automated data that may/may not agree with the official BAM thinking that’s found on the daily slides or special visibility report slides. This data should be used as a guide only

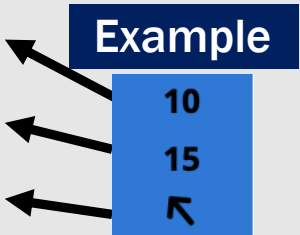
Houston Pilots Wind Chart



Sustained Wind 10 Knots

Gusts 15 Knots

Wind from the SE



Wind	Sun 7 pm	Sun 8 pm	Sun 9 pm	Sun 10 pm	Sun 11 pm	Mon 12 am	Mon 1 am	Mon 2 am	Mon 3 am	Mon 4 am	Mon 5 am	Mon 6 am	Mon 7 am	Mon 8 am	Mon 9 am	Mon 10 am	Mon 11 am	Mon 12 pm	Mon 1 pm	Mon 2 pm	Mon 3 pm	Mon 4 pm	Mon 5 pm	Mon 6 pm
Houston Pilots N - 610 Bridge	3 7 ↗	3 7 ↗	3 7 ↗	3 8 ↗	3 9 ↗	5 9 ↗	5 10 ↗	3 9 ↗	3 8 ↗	3 7 ↗	2 6 ↗	1 5 ↗	1 5 ↗	1 5 ↗	1 5 ↗	1 5 ↘	2 5 ↘	3 7 ↗	3 7 ↗	3 9 ↗	5 10 ↗	6 12 ↗	6 12 ↗	7 13 ↗
Houston Pilots M - Kinder 1	3 7 ↗	3 7 ↗	3 7 ↗	3 8 ↗	3 9 ↗	5 9 ↗	5 10 ↗	3 9 ↗	3 8 ↗	3 7 ↗	2 6 ↗	1 5 ↗	1 5 ↗	1 5 ↗	1 5 ↗	1 5 ↘	2 5 ↘	3 7 ↗	3 7 ↗	5 9 ↗	6 10 ↗	6 12 ↗	6 12 ↗	7 13 ↗
Houston Pilots L - Greens Bayou	3 7 ↗	3 6 ↗	3 7 ↗	3 7 ↗	3 8 ↗	5 9 ↗	5 10 ↗	3 9 ↗	3 7 ↗	3 7 ↗	2 5 ↗	1 5 ↗	1 5 ↗	1 3 ↗	1 3 →	1 5 ↘	2 5 ↓	2 7 ↓	3 7 ↗	3 8 ↗	5 10 ↗	6 12 ↗	6 12 ↗	6 13 ↗
Houston Pilots K - Shell Crude	3 6 ↗	3 6 ↗	3 7 ↗	3 7 ↗	3 8 ↗	5 9 ↗	5 10 ↗	3 9 ↗	3 7 ↗	3 7 ↗	2 5 ↗	1 5 ↗	1 5 ↗	1 5 ↗	1 3 →	1 5 ↘	2 5 ↓	3 7 ↓	3 7 ↗	3 8 ↗	6 10 ↗	6 12 ↗	6 12 ↗	6 13 ↗
Houston Pilots J - Lynchburg Ferries	3 6 ↗	3 6 ↗	3 7 ↗	3 7 ↗	3 8 ↗	3 9 ↗	5 9 ↗	3 8 ↗	3 7 ↗	3 6 ↗	2 5 ↗	1 5 ↗	1 5 ↗	1 3 ↗	1 3 ↘	1 5 ↓	2 5 ↓	2 7 ↓	3 7 ↗	3 8 ↗	5 10 ↗	6 12 ↗	6 12 ↗	6 12 ↗
Houston Pilots I - Exxon 3	5 8 ↗	5 8 ↗	6 8 ↗	6 8 ↗	6 10 ↗	7 10 ↗	8 12 ↗	6 10 ↗	6 9 ↗	6 8 ↗	3 6 ↗	3 5 ↗	3 5 ↗	2 5 ↗	2 5 ↗	2 5 ↘	3 6 ↘	3 7 ↘	3 7 ↗	5 9 ↗	6 10 ↗	7 12 ↗	8 13 ↗	8 13 ↗
Houston Pilots H - Morgans Point	5 ↗	5 ↗	6 ↗	6 ↗	6 ↗	7 ↗	8 ↗	6 ↗	6 ↗	6 ↗	3 ↗	3 ↗	3 ↗	2 ↗	2 ↗	2 ↘	3 ↘	3 ↘	3 ↗	5 ↗	6 ↗	7 ↗	8 ↗	8 ↗
Houston Pilots G - 75/76	5 ↗	6 ↗	6 ↗	7 ↗	8 ↗	8 ↗	9 ↗	8 ↗	7 ↗	6 ↗	6 ↗	5 ↗	3 ↗	3 ↗	3 ↗	3 ↘	3 ↘	3 ↘	3 ↗	5 ↗	6 ↗	7 ↗	8 ↗	8 ↗
Houston Pilots F - 63/64	5 ↗	6 ↗	6 ↗	7 ↗	8 ↗	8 ↗	8 ↗	8 ↗	7 ↗	6 ↗	6 ↗	5 ↗	3 ↗	3 ↗	3 ↗	3 ↘	3 ↘	3 ↘	3 ↗	5 ↗	6 ↗	7 ↗	8 ↗	8 ↗
Houston Pilots E - 51/52	3 ↗	5 ↗	6 ↗	7 ↗	8 ↗	8 ↗	8 ↗	8 ↗	7 ↗	6 ↗	6 ↗	5 ↗	3 ↗	3 ↗	3 ↗	3 ↘	3 ↘	3 ↘	5 ↗	6 ↗	6 ↗	7 ↗	8 ↗	8 ↗
Houston Pilots D - 37/38	3 ↗	5 ↗	6 ↗	7 ↗	8 ↗	8 ↗	8 ↗	8 ↗	7 ↗	6 ↗	6 ↗	5 ↗	3 ↗	3 ↗	3 ↗	3 ↘	3 ↘	5 ↗	5 ↗	6 ↗	6 ↗	8 ↗	8 ↗	8 ↗
Houston Pilots C - 25/26	3 ↗	5 ↗	6 ↗	7 ↗	7 ↗	8 ↗	8 ↗	7 ↗	6 ↗	6 ↗	6 ↗	3 ↗	3 ↗	3 ↗	3 ↗	3 ↘	3 ↘	5 ↗	6 ↗	6 ↗	7 ↗	8 ↗	8 ↗	8 ↗
Houston Pilots B - 11/12	3 ↗	3 ↗	5 ↗	6 ↗	7 ↗	7 ↗	8 ↗	7 ↗	6 ↗	6 ↗	5 ↗	3 ↗	3 ↗	3 ↗	3 ↗	3 ↘	5 ↗	5 ↗	6 ↗	6 ↗	7 ↗	8 ↗	8 ↗	8 ↗
Houston Pilots A - 1 & 2 Bravo	5 ↗	6 ↗	6 ↗	8 ↗	8 ↗	9 ↗	9 ↗	8 ↗	8 ↗	8 ↗	7 ↗	6 ↗	6 ↗	5 ↗	5 ↗	5 ↘	5 ↘	5 ↘	5 ↘	6 ↘	6 ↘	7 ↘	7 ↘	8 ↘

NOTE: This is automated data that may/may not agree with the official BAM thinking that's found on the daily slides.
This data should be used as a guide only.

Houston Pilots: SUN. 01/18/2026

Forecast Discussion

Precip: Dry conditions favored for this evening.

Wind: Winds generally out of the SW through the evening.
N of Morgan's Point: Winds of 3 – 5 kts through the evening.
S of Morgan's Point: Winds of 5 – 8 kts through the evening.

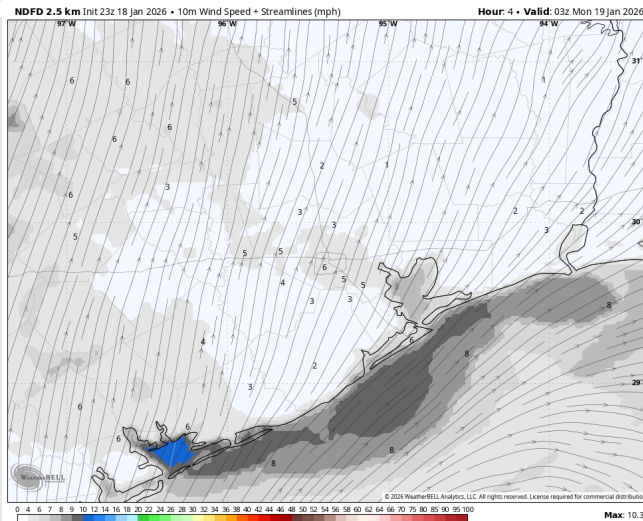
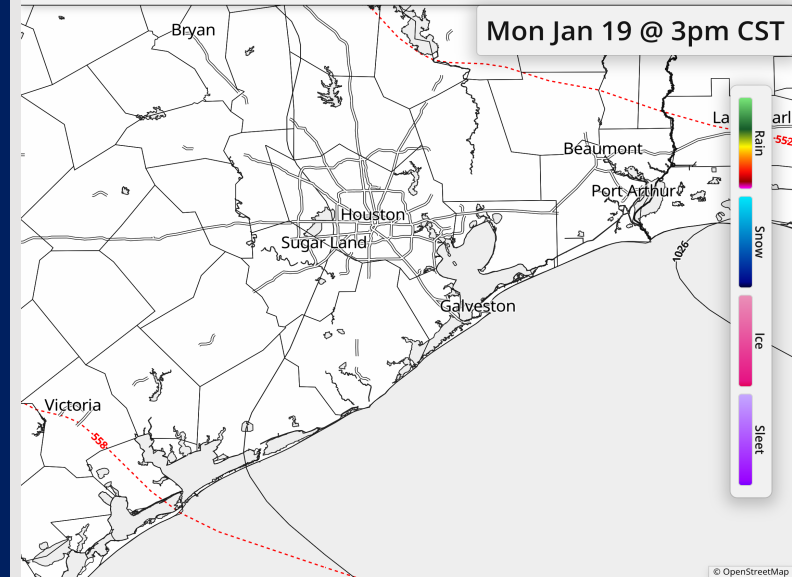
High Temps: **N of Morgan's Point:** Upper 30s F. **S of Morgan's Point:** Near 40 F

Visibility: No visibility concerns for today.

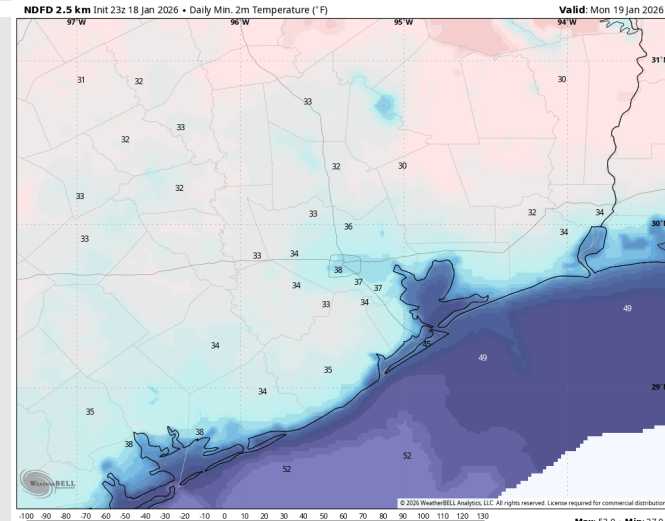
Precip Image: 3 PM CT

HRRR 1km Ref & Type | MSLP (mb) | 1000-500mb Thickness (dam)
RUN: 2026-01-18 12Z FH 033
VALID: 2026-01-19 21:00Z

Synoptic Weather
synopticwx.com Beta



Wind Speed:
9 PM CT



Low Temps
Monday

Houston Pilots: MON. 01/19/2026

Forecast Discussion

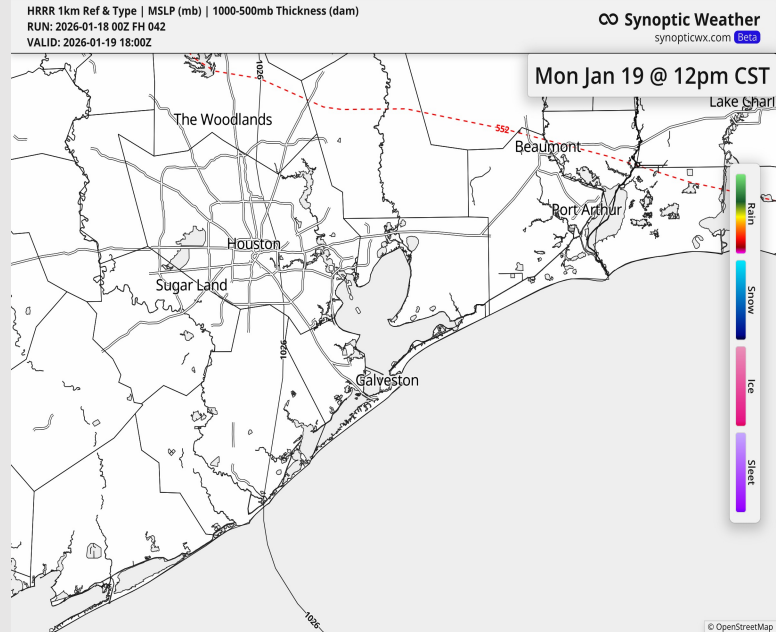
Precip: Dry conditions favored for Monday.

Wind: Winds out of the SW through 7 AM, variable through 11 AM, and out of the ESE thereafter. **N of Morgan's Point:** Winds of 3 - 8 kts through the day, with a window of 6 - 11 kts from 2 PM - 6 PM. **S of Morgan's Point:** Winds of 8 - 13 kts through 3 AM, 5 - 10 kts through 6 PM, and 7 - 12 kts thereafter.

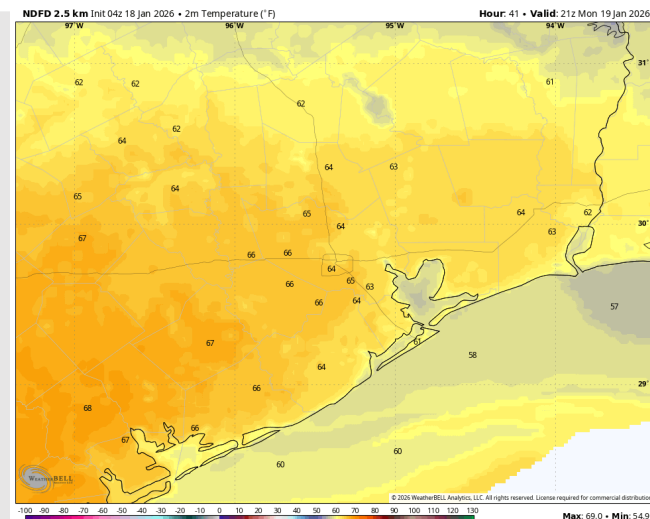
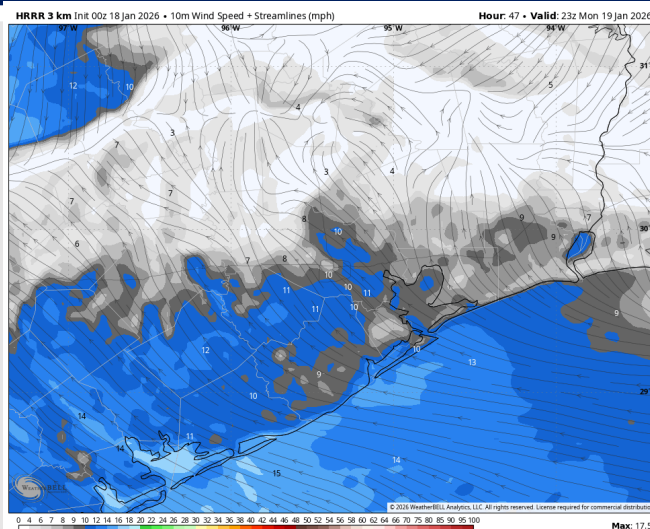
High Temps: **N of Morgan's Point:** Mid 60s F. **S of Morgan's Point:** Upper 50s F.

Visibility: No visibility concerns Monday.

Precip Image: 12 PM CT



Wind Speed:
5 PM CT



High Temps
MON

Houston Pilots: TUE. 01/20/2026

Forecast Discussion

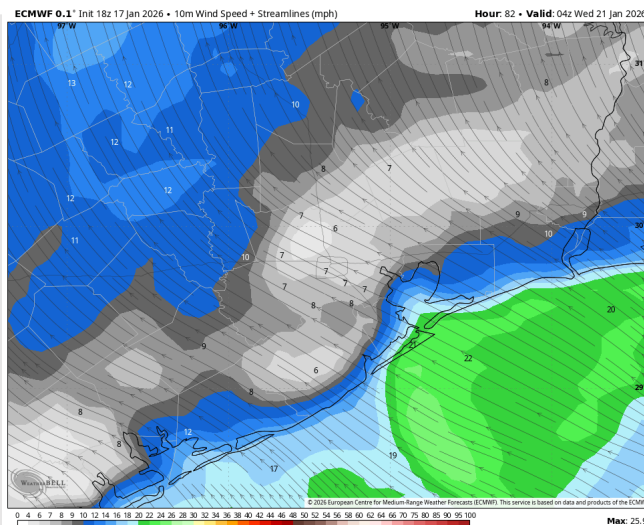
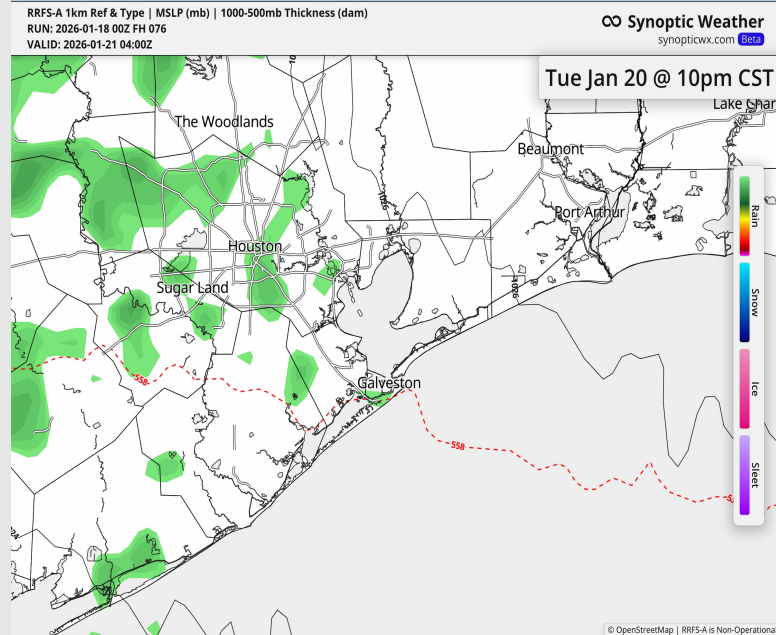
Precip: A few isolated, light, brief showers from 4 – 8 AM, and especially after 6 PM. Still, dry time will dominate.

Wind: Winds out of the ENE through 12 PM and out of the SE thereafter. **N of Morgan's Point:** Winds of 3 – 8 kts through 1 PM, increasing to 6 – 11 kts thereafter. **Gusts of 17 – 22 kts from 12 – 6 PM.** **S of Morgan's Point:** Winds of 5 – 10 kts through 5 AM, 8 – 13 kts from 5 AM – 1 PM, and 15 – 20 kt thereafter. **A few gusts to 20 kts through 1 PM, increasing to 18 – 23 kts thereafter.** **Gusts at the Boarding Station of 25 kts from 4 PM – 11 PM.**

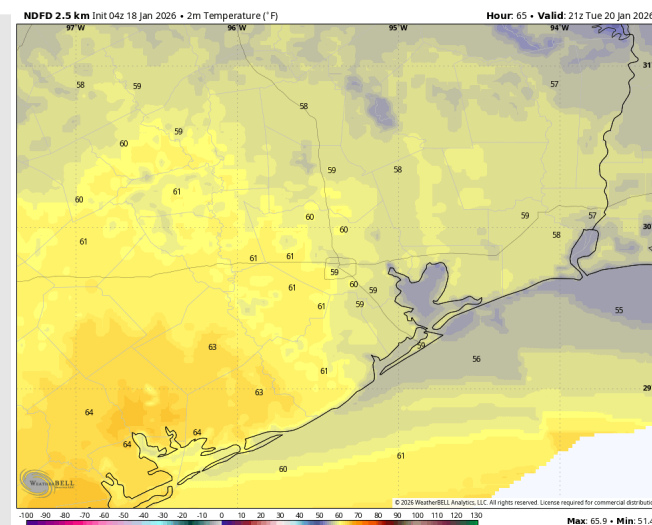
High Temps: **N of Morgan's Point:** Upper 50s F. **S of Morgan's Point:** Upper 50s F.

Visibility: No visibility concerns TUE favored, however we will want to watch 1 AM – 5 AM for brief isolated pockets N of 75 / 76.

Precip Image: 10 PM CT



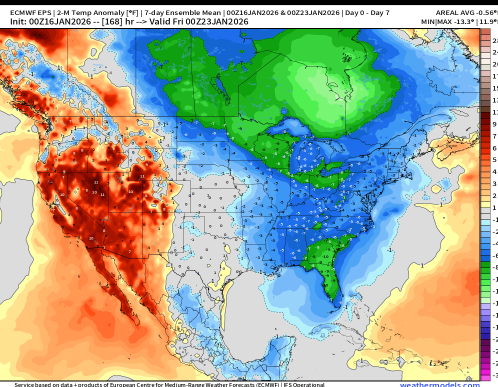
Wind Speed:
10 PM CT



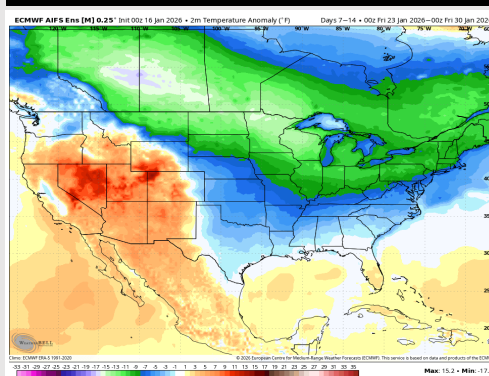
High Temps
TUE

Houston Pilots: 01/18/2026

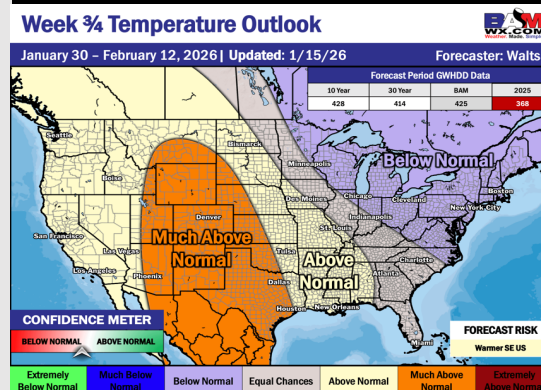
Next 7 Day Temperature Departure



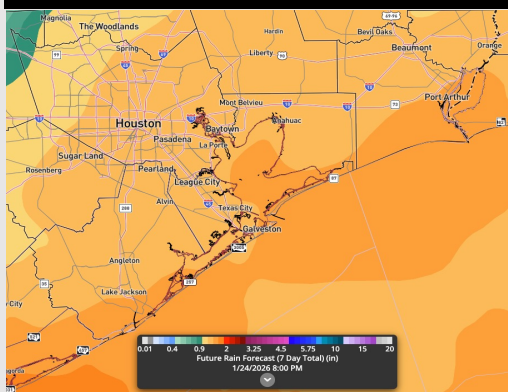
8-14 Day Temperature Departure



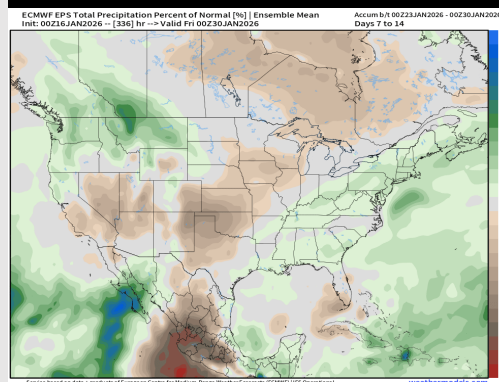
15-30 Day Temperature Departure



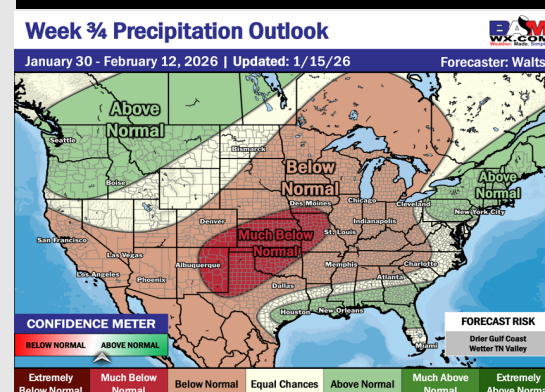
Next 7 Day Total Precipitation



8-14 Day % of Average Precip.



15-30 Day % of Average Precip.



- Near normal temps are favored over the next 7 days, with rain chances mid-to-late next week.
- Below normal temperatures and above normal rain changes in the Week 2 period.
- Above normal temperatures and above normal rainfall expected for early February.