

Houston Pilots Forecast Package



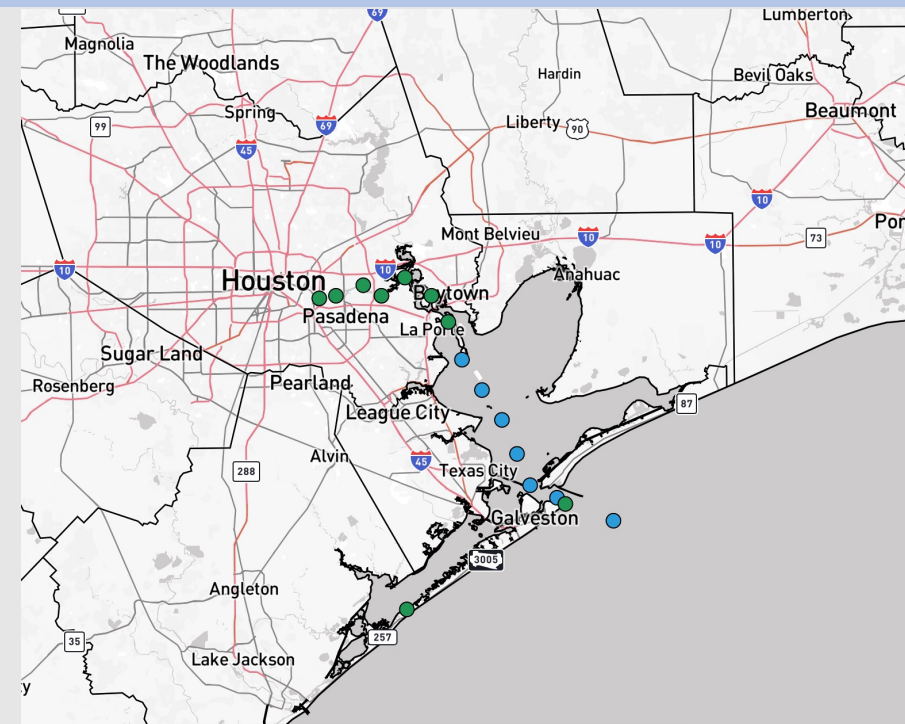
Updated: 12:24 PM CT

Saturday, January 17, 2026

Forecaster: Jakeb Wagner

Weather Headlines

- Fog is NOT favored over the next 72 hours.
- Dry conditions are favored over the next 72 hours.
- Occasional gusts of 20 – 30 kts will be possible through 10 AM Sunday.



Current Radar: 12:23 PM CT

As always, please do not hesitate to reach out to us with any forecast questions at [\(317\)-560-8122](tel:317-560-8122). Press 1 for forecast questions.



You can also access real-time forecast updates and 24/7 meteorological chat assistance on your [Clarity](#) app.

Houston Pilots Extended Range Visibility Report



Tuesday 01/20/2026

Fog is not favored.

Forecast Confidence



Thursday 01/22/2026

Fog is not favored.

Forecast Confidence



Wednesday 01/21/2026

Fog is not favored.

Forecast Confidence



Chance for Fog

Tuesday AM	Unlikely
Tuesday PM	Unlikely
Wednesday AM	Unlikely
Wednesday PM	Unlikely
Thursday AM	Unlikely
Thursday PM	Unlikely

Houston Pilots Visibility Chart (miles)



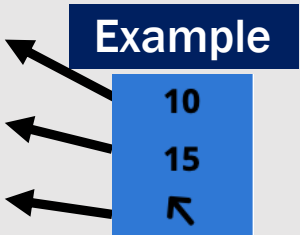
Visibility	Sat 2 pm	Sat 3 pm	Sat 4 pm	Sat 5 pm	Sat 6 pm	Sat 7 pm	Sat 8 pm	Sat 9 pm	Sat 10 pm	Sat 11 pm	Sun 12 am	Sun 1 am	Sun 2 am	Sun 3 am	Sun 4 am	Sun 5 am	Sun 6 am	Sun 7 am	Sun 8 am	Sun 9 am	Sun 10 am	Sun 11 am	Sun 12 pm	Sun 1 pm
Houston Pilots N - 610 Bridge	10	10	10	10	10	10	10	10	10	10	10	10	10	10	10	10	10	10	10	10	10	10	10	10
Houston Pilots M - Kinder 1	10	10	10	10	10	10	10	10	10	10	10	10	10	10	10	10	10	10	10	10	10	10	10	10
Houston Pilots L - Greens Bayou	10	10	10	10	10	10	10	10	10	10	10	10	10	10	10	10	10	10	10	10	10	10	10	10
Houston Pilots K - Shell Crude	10	10	10	10	10	10	10	10	10	10	10	10	10	10	10	10	10	10	10	10	10	10	10	10
Houston Pilots J - Lynchburg Ferries	10	10	10	10	10	10	10	10	10	10	10	10	10	10	10	10	10	10	10	10	10	10	10	10
Houston Pilots I - Exxon 3	10	10	10	10	10	10	10	10	10	10	10	10	10	10	10	10	10	10	10	10	10	10	10	10
Houston Pilots H - Morgans Point	10	10	10	10	10	10	10	10	10	10	10	10	10	10	10	10	10	10	10	10	10	10	10	10
Houston Pilots G - 75/76	10	10	10	10	10	10	10	10	10	10	10	10	10	10	10	10	10	10	10	10	10	10	10	10
Houston Pilots F - 63/64	10	10	10	10	10	10	10	10	10	10	10	10	10	10	10	10	10	10	10	10	10	10	10	10
Houston Pilots E - 51/52	10	10	10	10	10	10	10	10	10	10	10	10	10	10	10	10	10	10	10	10	10	10	10	10
Houston Pilots D - 37/38	10	10	10	10	10	10	10	10	10	10	10	10	10	10	10	10	10	10	10	10	10	10	10	10
Houston Pilots C - 25/26	10	10	10	10	10	10	10	10	10	10	10	10	10	10	10	10	10	10	10	10	10	10	10	10
Houston Pilots B - 11/12	10	10	10	10	10	10	10	10	10	10	10	10	10	10	10	10	10	10	10	10	10	10	10	10
Houston Pilots A - 1 & 2 Bravo	10	10	10	10	10	10	10	10	10	10	10	10	10	10	10	10	10	10	10	10	10	10	10	10

NOTE: This is automated data that may/may not agree with the official BAM thinking that’s found on the daily slides or special visibility report slides. This data should be used as a guide only

Houston Pilots Wind Chart



Sustained Wind 10 Knots
Gusts 15 Knots
Wind from the SE



Wind	Sat 2 pm	Sat 3 pm	Sat 4 pm	Sat 5 pm	Sat 6 pm	Sat 7 pm	Sat 8 pm	Sat 9 pm	Sat 10 pm	Sat 11 pm	Sun 12 am	Sun 1 am	Sun 2 am	Sun 3 am	Sun 4 am	Sun 5 am	Sun 6 am	Sun 7 am	Sun 8 am	Sun 9 am	Sun 10 am	Sun 11 am	Sun 12 pm	Sun 1 pm
Houston Pilots N - 610 Bridge	13 25 ↓	13 25 ↓	13 25 ↓	13 25 ↓	13 25 ↓	13 23 ↓	13 23 ↓	12 23 ↓	12 22 ↓	10 21 ↓	10 20 ↓	8 17 ↓	8 16 ↓	7 15 ↓	6 13 ↓	6 12 ↓	6 10 ↓	5 10 ↓	5 9 ↓	3 8 ↓	3 8 ↓	5 9 ↓	5 10 ↓	5 10 ↓
Houston Pilots M - Kinder 1	13 25 ↓	13 25 ↓	13 25 ↓	13 25 ↓	13 25 ↓	12 23 ↓	12 23 ↓	12 23 ↓	12 22 ↓	10 21 ↓	10 20 ↓	8 17 ↓	8 16 ↓	7 15 ↓	6 13 ↓	6 12 ↓	6 10 ↓	5 10 ↓	5 9 ↓	3 8 ↓	3 8 ↓	5 9 ↓	5 10 ↓	6 10 ↓
Houston Pilots L - Greens Bayou	13 24 ↓	13 24 ↓	13 24 ↓	13 24 ↓	13 24 ↓	12 23 ↓	12 23 ↓	12 23 ↓	10 22 ↓	10 21 ↓	9 18 ↓	8 17 ↓	8 16 ↓	7 15 ↓	6 14 ↓	6 12 ↓	6 10 ↓	5 10 ↓	5 9 ↓	3 8 ↓	5 8 ↓	5 9 ↓	5 9 ↓	5 10 ↓
Houston Pilots K - Shell Crude	13 24 ↓	13 24 ↓	13 24 ↓	13 25 ↓	13 24 ↓	12 23 ↓	12 23 ↓	12 23 ↓	12 22 ↓	10 21 ↓	10 20 ↓	8 18 ↓	8 16 ↓	7 15 ↓	7 14 ↓	6 13 ↓	6 12 ↓	6 10 ↓	5 9 ↓	5 9 ↓	5 9 ↓	5 9 ↓	5 10 ↓	6 10 ↓
Houston Pilots J - Lynchburg Ferries	14 24 ↓	14 24 ↓	14 24 ↓	14 24 ↓	13 24 ↓	12 23 ↓	12 23 ↓	12 22 ↓	10 22 ↓	10 21 ↓	9 18 ↓	8 17 ↓	8 16 ↓	7 14 ↓	6 13 ↓	6 12 ↓	6 10 ↓	5 10 ↓	5 9 ↓	3 8 ↓	3 9 ↓	5 9 ↓	5 9 ↓	5 10 ↓
Houston Pilots I - Exxon 3	15 24 ↓	15 25 ↓	15 25 ↓	16 25 ↓	17 25 ↓	16 23 ↓	16 23 ↓	16 23 ↓	16 23 ↓	15 23 ↓	15 21 ↓	13 20 ↓	13 18 ↓	12 16 ↓	10 15 ↓	9 14 ↓	8 13 ↓	8 13 ↓	7 10 ↓	6 10 ↓	6 10 ↓	6 10 ↓	6 10 ↓	6 10 ↓
Houston Pilots H - Morgans Point	15 24 ↓	15 25 ↓	15 25 ↓	16 25 ↓	17 25 ↓	16 24 ↓	16 24 ↓	16 24 ↓	16 23 ↓	15 23 ↓	15 21 ↓	13 20 ↓	13 20 ↓	12 17 ↓	10 16 ↓	10 15 ↓	9 14 ↓	8 13 ↓	8 12 ↓	7 10 ↓	6 10 ↓	6 10 ↓	6 10 ↓	6 10 ↓
Houston Pilots G - 75/76	16 26 ↓	17 26 ↓	17 26 ↓	18 26 ↓	18 26 ↓	17 26 ↓	18 26 ↓	20 26 ↓	18 26 ↓	18 26 ↓	17 25 ↓	16 23 ↓	16 23 ↓	15 21 ↓	14 20 ↓	13 18 ↓	12 17 ↓	10 16 ↓	10 14 ↓	8 13 ↓	8 12 ↓	7 12 ↓	6 12 ↓	6 12 ↓
Houston Pilots F - 63/64	16 26 ↓	17 26 ↓	17 26 ↓	18 26 ↓	18 26 ↓	17 26 ↓	20 26 ↓	20 26 ↓	20 26 ↓	20 26 ↓	18 26 ↓	17 24 ↓	16 23 ↓	15 22 ↓	15 20 ↓	14 20 ↓	13 17 ↓	12 15 ↓	10 14 ↓	9 13 ↓	8 13 ↓	7 13 ↓	6 12 ↓	6 12 ↓
Houston Pilots E - 51/52	17 26 ↓	17 26 ↓	17 26 ↓	18 26 ↓	20 28 ↓	20 26 ↓	20 26 ↓	21 30 ↓	20 29 ↓	20 29 ↓	20 26 ↓	17 26 ↓	17 25 ↓	17 24 ↓	15 22 ↓	15 21 ↓	14 20 ↓	13 17 ↓	12 16 ↓	10 15 ↓	8 14 ↓	8 13 ↓	7 13 ↓	6 12 ↓
Houston Pilots D - 37/38	17 26 ↓	17 26 ↓	17 26 ↓	18 28 ↓	20 29 ↓	20 29 ↓	21 30 ↓	22 31 ↓	21 30 ↓	21 30 ↓	20 28 ↓	18 26 ↓	18 26 ↓	17 25 ↓	16 23 ↓	15 22 ↓	15 21 ↓	13 18 ↓	12 17 ↓	10 16 ↓	9 15 ↓	8 14 ↓	7 13 ↓	6 12 ↓
Houston Pilots C - 25/26	17 26 ↓	18 26 ↓	18 26 ↓	20 28 ↓	20 28 ↓	20 28 ↓	21 30 ↓	22 30 ↓	21 30 ↓	21 30 ↓	20 28 ↓	18 26 ↓	18 26 ↓	17 25 ↓	17 24 ↓	16 23 ↓	15 21 ↓	14 20 ↓	13 17 ↓	10 16 ↓	10 15 ↓	8 14 ↓	8 14 ↓	7 13 ↓
Houston Pilots B - 11/12	17 26 ↓	17 26 ↓	17 26 ↓	18 26 ↓	18 26 ↓	18 26 ↓	20 28 ↓	20 29 ↓	20 28 ↓	20 28 ↓	18 26 ↓	17 25 ↓	17 25 ↓	17 24 ↓	16 23 ↓	15 22 ↓	14 21 ↓	13 20 ↓	13 17 ↓	10 17 ↓	10 15 ↓	9 14 ↓	8 14 ↓	8 13 ↓
Houston Pilots A - 1 & 2 Bravo	20 28 ↓	20 28 ↓	20 28 ↓	20 29 ↓	20 29 ↓	21 29 ↓	22 32 ↓	23 33 ↓	22 32 ↓	22 32 ↓	22 31 ↓	20 29 ↓	20 29 ↓	20 29 ↓	20 28 ↓	18 26 ↓	17 25 ↓	15 23 ↓	15 21 ↓	13 18 ↓	12 17 ↓	10 16 ↓	9 15 ↓	8 14 ↓

NOTE: This is automated data that may/may not agree with the official BAM thinking that's found on the daily slides. This data should be used as a guide only.

Houston Pilots: SAT. 01/17/2026

Forecast Discussion

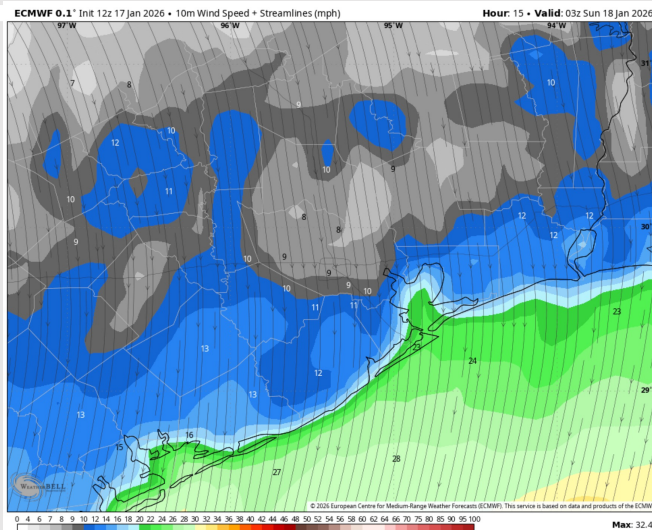
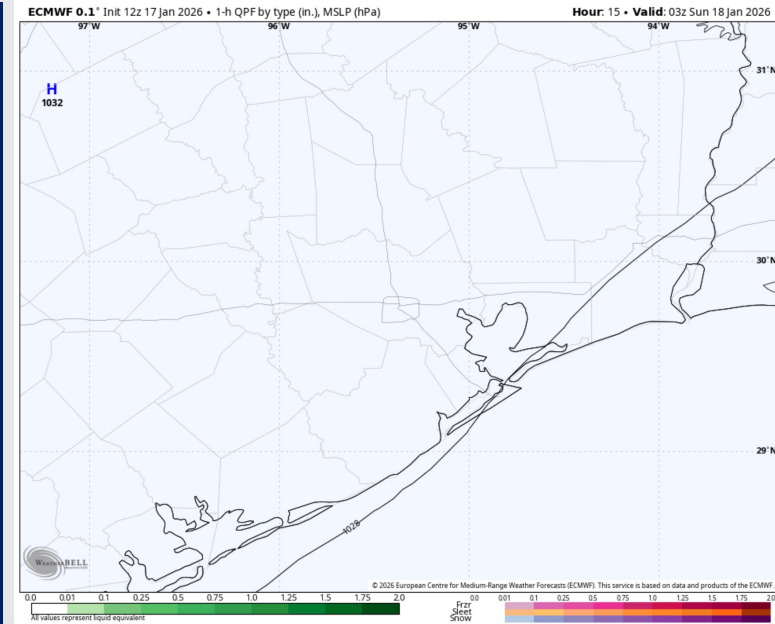
Precip: Favoring dry conditions the rest of the evening.

Wind: Winds will be out of the North this evening. **N of Morgan's Point:** Winds will be at 8 – 13 kts. **S of Morgan's Point:** Winds will be at 18 – 23 kts through the evening. **Gusts between 25 – 30 kts will be possible through 4am Monday.**

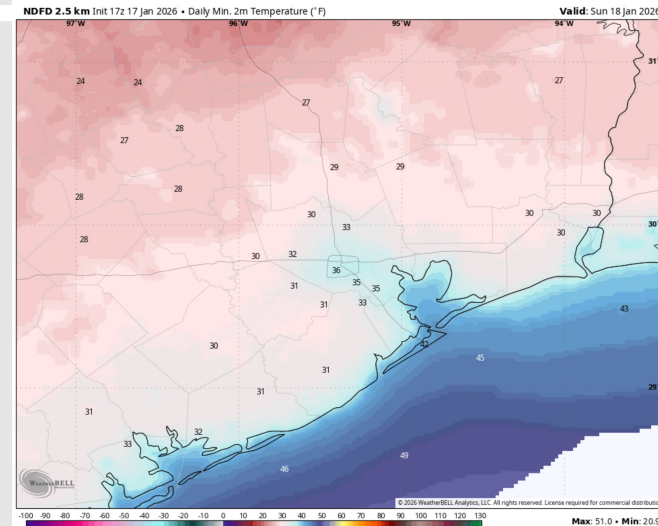
Low Temps: **N of Morgan's Point:** Mid 30s F. **S of Morgan's Point:** Lower 40s.

Visibility: No visibility concerns tonight.

Precip Image: 9 PM CT



Wind Speed:
9 PM CT



Low Temps
Sunday AM

Houston Pilots: SUN. 01/18/2026

Forecast Discussion

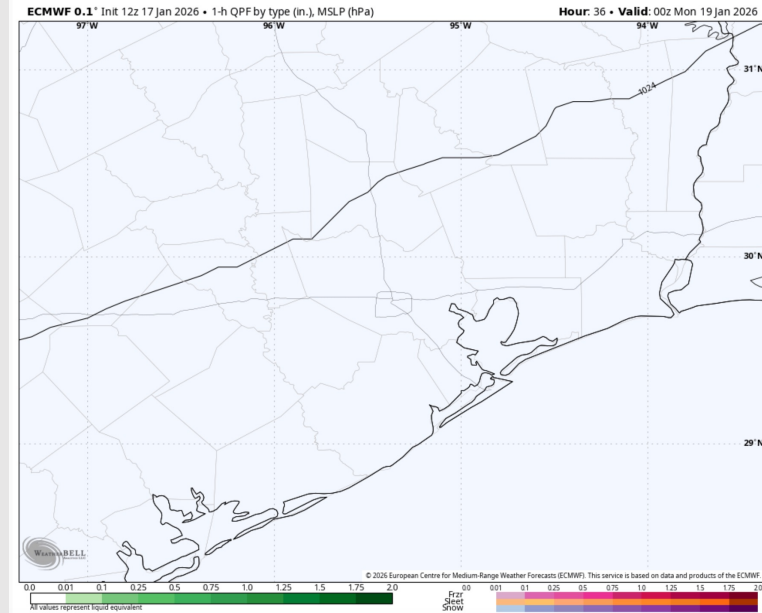
Precip: Dry conditions favored for Sunday.

Wind: Winds out of the N through 1 PM, turning to out of the SW thereafter. **N of Morgan's Point:** Winds of 2 – 7 kts through the day. **S of Morgan's Point:** Winds of 17 – 22 kts through 3 AM, then transitioning to 8 – 13 kts through 9am. Beyond 9am, winds will be at 4 – 9 kts through the rest of the day. **Gusts up to 20 kts will be possible through 10am.**

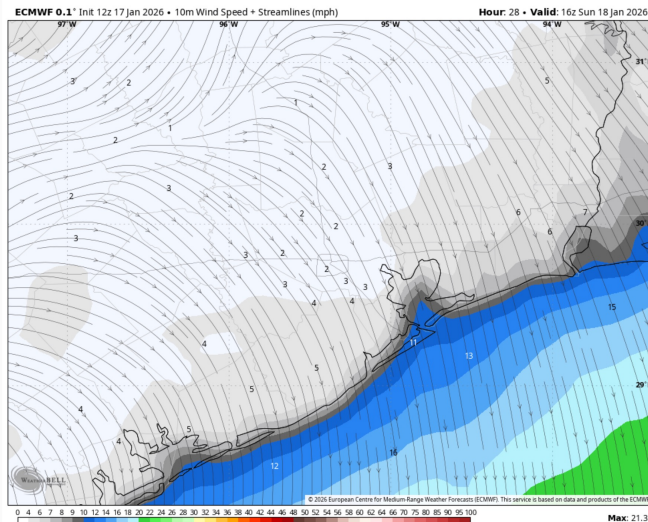
High Temps: **N of Morgan's Point:** Upper 50s F. **S of Morgan's Point:** Mid 50s F.

Visibility: No visibility concerns Sunday.

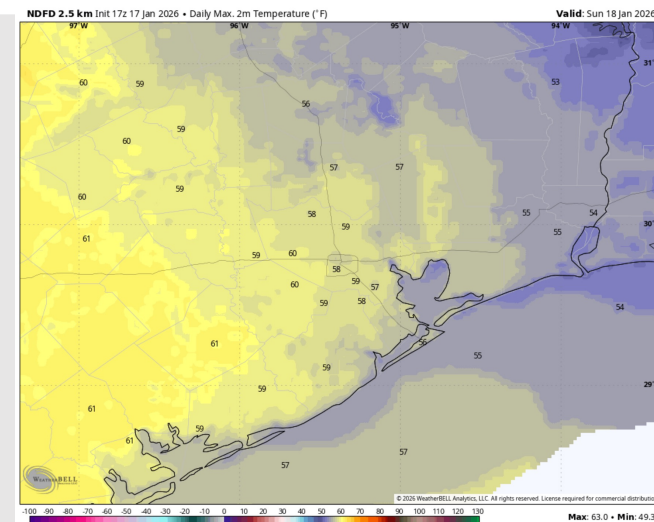
Precip Image: 6 PM CT



Wind Speed:
10 AM CT



High Temps
Sunday



Houston Pilots: MON. 01/19/2026

Forecast Discussion

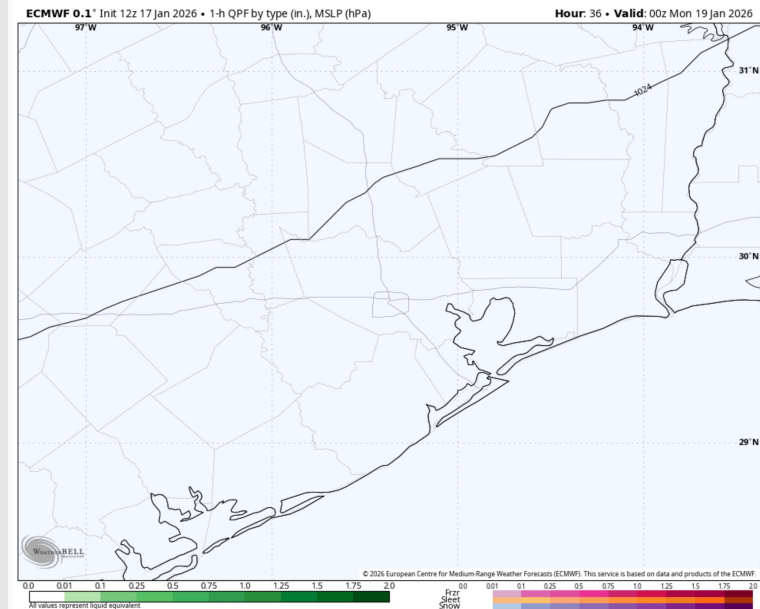
Precip: Dry conditions favored for Monday.

Wind: Winds will be variable through 11am, before turning out from the ESE the rest of the day. **N of Morgan's Point:** Winds will be at 3 - 8 kts. **S of Morgan's Point:** Winds will be at 4 - 9 kts through the day.

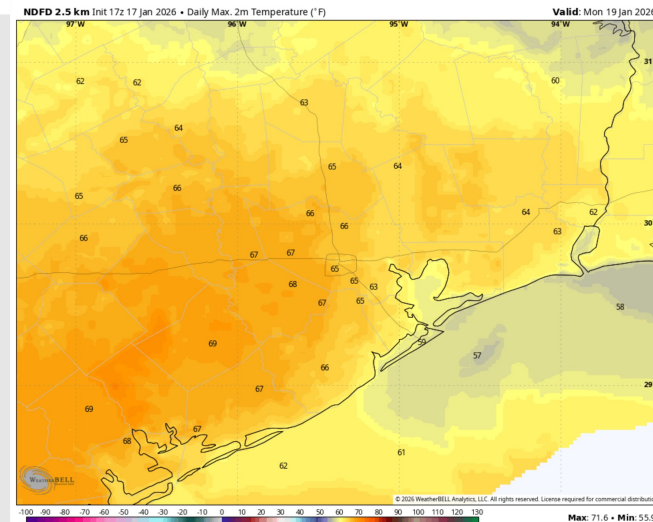
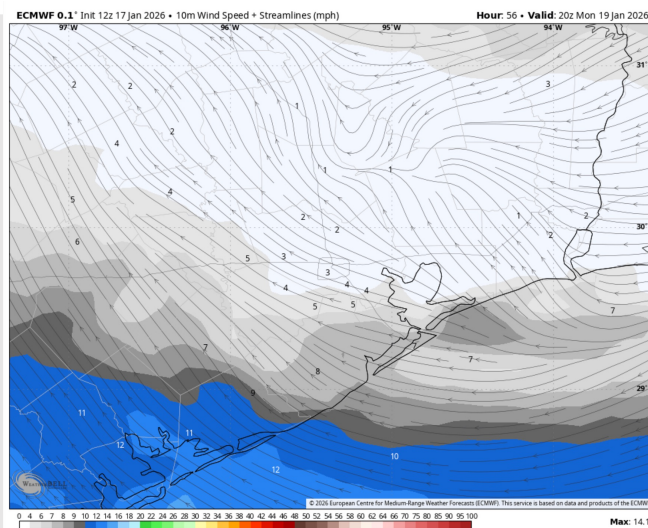
High Temps: **N of Morgan's Point:** Mid 60s F. **S of Morgan's Point:** Upper 50s F.

Visibility: No visibility concerns Monday.

Precip Image: 6 PM CT



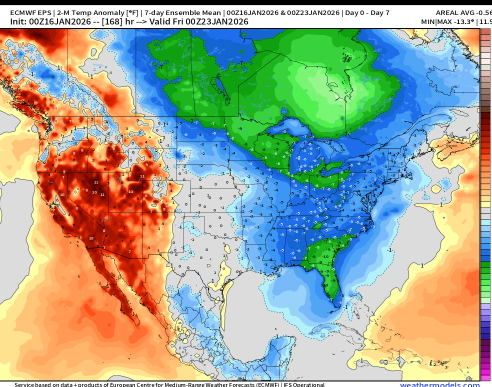
Wind Speed:
2 PM CT



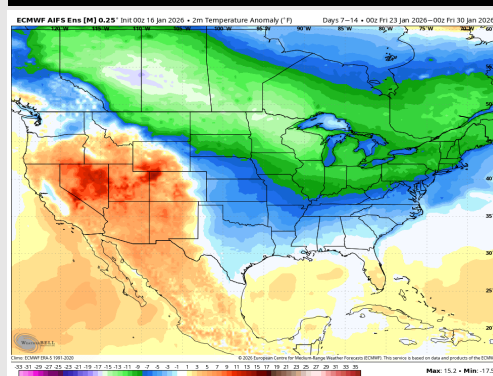
High Temps
Monday

Houston Pilots: 01/17/2026

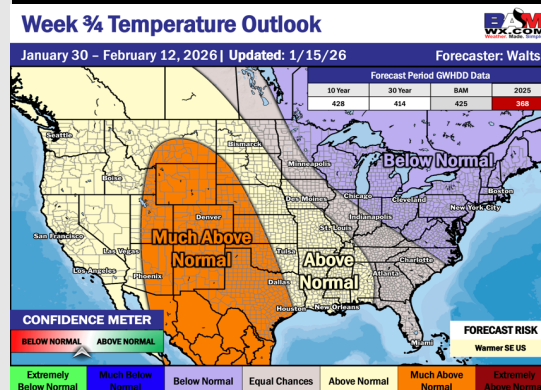
Next 7 Day Temperature Departure



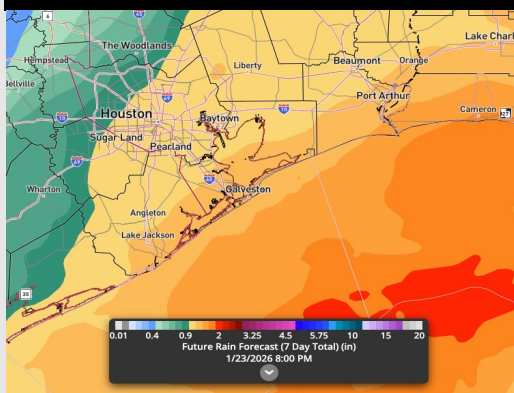
8-14 Day Temperature Departure



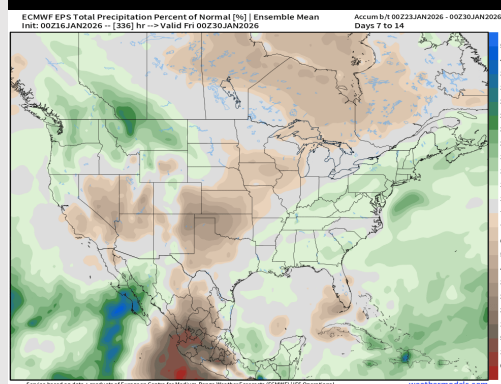
15-30 Day Temperature Departure



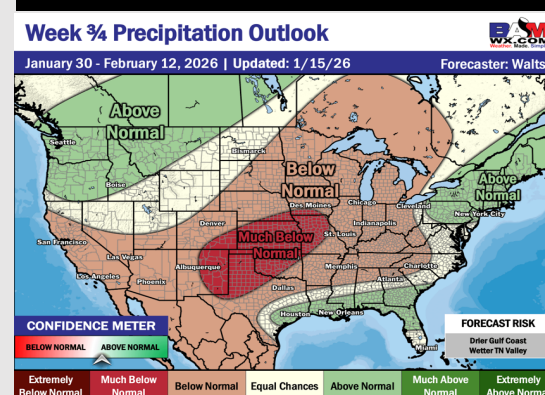
Next 7 Day Total Precipitation



8-14 Day % of Average Precip.



15-30 Day % of Average Precip.



- Near normal temps are favored over the next 7 days, with only hit/miss rain chances FRI/SAT- better rain chances mid- to-late next week .
- Below normal temperatures and above normal rain changes in the Week 2 period.
- Above normal temperatures and above normal rainfall expected for early February.