

Houston Pilots Forecast Package



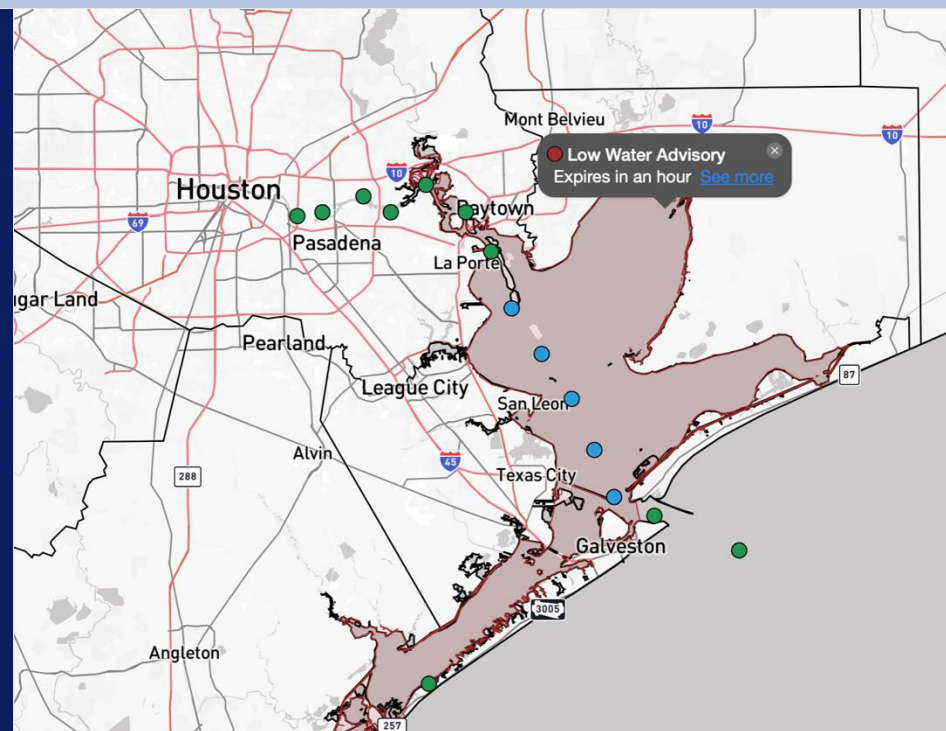
Updated: 5:05 PM CT

Thursday, January 15, 2026

Forecaster: Hope Kleitsch

Weather Headlines

- Fog is NOT favored for the coming days.
- Dry conditions favored through FRI PM.
- Occasional gusts up to 30 kts will be possible at times over the next 72 hours.



Current Radar: 5:05 PM CT

As always, please do not hesitate to reach out to us with any forecast questions at (317)-560-8122. Press 1 for forecast questions.



You can also access real-time forecast updates and 24/7 meteorological chat assistance on your [Clarity](#) app.

Houston Pilots Extended Range Visibility Report



Sunday 01/18/2026

Fog is not favored.

Forecast Confidence



Tuesday 01/20/2026

Fog is not favored.

Forecast Confidence



Monday 01/19/2026

Fog is not favored.

Forecast Confidence



Chance for Fog

Sunday AM	Unlikely
Sunday PM	Unlikely
Monday AM	Unlikely
Monday PM	Unlikely
Tuesday AM	Unlikely
Tuesday PM	Unlikely

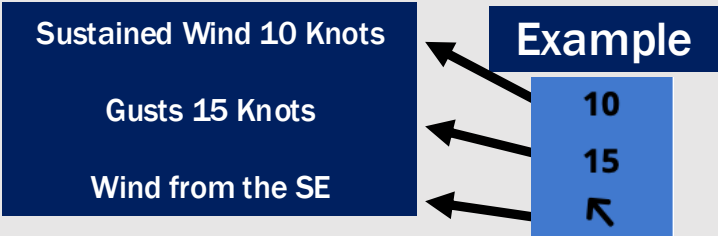
Houston Pilots Visibility Chart (miles)



Visibility	Thu 7 pm	Thu 8 pm	Thu 9 pm	Thu 10 pm	Thu 11 pm	Fri 12 am	Fri 1 am	Fri 2 am	Fri 3 am	Fri 4 am	Fri 5 am	Fri 6 am	Fri 7 am	Fri 8 am	Fri 9 am	Fri 10 am	Fri 11 am	Fri 12 pm	Fri 1 pm	Fri 2 pm	Fri 3 pm	Fri 4 pm	Fri 5 pm	Fri 6 pm
Houston Pilots N - 610 Bridge	10	10	10	10	10	10	10	10	10	10	10	10	10	10	10	10	10	10	10	10	10	10	10	10
Houston Pilots M - Kinder 1	10	10	10	10	10	10	10	10	10	10	10	10	10	10	10	10	10	10	10	10	10	10	10	10
Houston Pilots L - Greens Bayou	10	10	10	10	10	10	10	10	10	10	10	10	10	10	10	10	10	10	10	10	10	10	10	10
Houston Pilots K - Shell Crude	10	10	10	10	10	10	10	10	10	10	10	10	10	10	10	10	10	10	10	10	10	10	10	10
Houston Pilots J - Lynchburg Ferries	10	10	10	10	10	10	10	10	10	10	10	10	10	10	10	10	10	10	10	10	10	10	10	10
Houston Pilots I - Exxon 3	10	10	10	10	10	10	10	10	10	10	10	10	10	10	10	10	10	10	10	10	10	10	10	10
Houston Pilots H - Morgans Point	10	10	10	10	10	10	10	10	10	10	10	10	10	10	10	10	10	10	10	10	10	10	10	10
Houston Pilots G - 75/76	10	10	10	10	10	10	10	10	10	10	10	10	10	10	10	10	10	10	10	10	10	10	10	10
Houston Pilots F - 63/64	10	10	10	10	10	10	10	10	10	10	10	10	10	10	10	10	10	10	10	10	10	10	10	10
Houston Pilots E - 51/52	10	10	10	10	10	10	10	10	10	10	10	10	10	10	10	10	10	10	10	10	10	10	10	10
Houston Pilots D - 37/38	10	10	10	10	10	10	10	10	10	10	10	10	10	10	10	10	10	10	10	10	10	10	10	10
Houston Pilots C - 25/26	10	10	10	10	10	10	10	10	10	10	10	10	10	10	10	10	10	10	10	10	10	10	10	10
Houston Pilots B - 11/12	10	10	10	10	10	10	10	10	10	10	10	10	10	10	10	10	10	10	10	10	10	10	10	10
Houston Pilots A - 1 & 2 Bravo	10	10	10	10	10	10	10	10	10	10	10	10	10	10	10	10	10	10	10	10	10	10	10	10

NOTE: This is automated data that may/may not agree with the official BAM thinking that's found on the daily slides or special visibility report slides. This data should be used as a guide only

Houston Pilots Wind Chart



Wind	Thu 7 pm	Thu 8 pm	Thu 9 pm	Thu 10 pm	Thu 11 pm	Fri 12 am	Fri 1 am	Fri 2 am	Fri 3 am	Fri 4 am	Fri 5 am	Fri 6 am	Fri 7 am	Fri 8 am	Fri 9 am	Fri 10 am	Fri 11 am	Fri 12 pm	Fri 1 pm	Fri 2 pm	Fri 3 pm	Fri 4 pm	Fri 5 pm	Fri 6 pm
Houston Pilots N - 610 Bridge	5	5	6	7	7	7	7	7	6	6	6	6	5	6	6	7	8	10	10	10	10	9	9	8
	↑	↑	↑	↑	↑	↑	↑	↑	↑	↑	↑	↑	↑	↑	↑	↑	↑	↑	↑	↑	→	→	→	→
Houston Pilots M - Kinder 1	5	5	6	7	7	7	7	7	6	6	6	6	5	6	6	7	8	10	10	10	10	9	9	8
	8	9	12	14	15	15	16	15	15	14	13	13	12	13	13	15	16	20	21	21	21	20	17	15
	↑	↑	↑	↑	↑	↑	↑	↑	↑	↑	↑	↑	↑	↑	↑	↑	↑	↑	↑	↑	→	→	→	→
Houston Pilots L - Greens Bayou	3	5	6	7	7	7	7	7	6	6	6	6	5	6	6	7	8	10	10	10	10	9	8	8
	8	9	12	14	15	15	15	15	14	14	13	13	12	13	13	15	16	20	21	21	20	18	17	15
	↑	↑	↑	↑	↑	↑	↑	↑	↑	↑	↑	↑	↑	↑	↑	↑	↑	↑	↑	↑	→	→	→	→
Houston Pilots K - Shell Crude	5	5	6	7	7	7	7	7	6	6	6	6	6	6	6	7	8	10	10	10	10	10	8	8
	8	9	12	14	15	15	15	15	14	14	13	13	12	13	14	15	16	20	21	21	20	20	17	15
	↑	↑	↑	↑	↑	↑	↑	↑	↑	↑	↑	↑	↑	↑	↑	↑	↑	↑	↑	↑	→	→	→	→
Houston Pilots J - Lynchburg Ferries	3	5	6	7	7	7	7	6	6	6	6	6	5	6	6	7	8	10	10	10	10	10	8	8
	8	9	10	14	14	15	15	15	14	14	13	12	10	13	14	15	16	20	21	21	20	18	17	15
	↑	↑	↑	↑	↑	↑	↑	↑	↑	↑	↑	↑	↑	↑	↑	↑	↑	↑	↑	↑	→	→	→	→
Houston Pilots I - Exxon 3	6	7	8	10	10	10	10	10	10	9	9	8	8	8	8	8	10	12	13	13	13	12	10	9
	9	10	13	15	16	16	16	15	15	15	15	14	13	14	14	15	17	20	21	21	21	20	17	15
	↑	↑	↑	↑	↑	↑	↑	↑	↑	↑	↑	↑	↑	↑	↑	↑	↑	↑	↑	↑	↑	→	→	→
Houston Pilots H - Morgans Point	6	7	8	10	10	10	10	10	10	9	9	8	8	8	8	8	10	12	13	13	13	12	10	9
	9	10	13	15	16	16	16	15	15	15	15	14	13	14	15	15	17	20	21	21	21	20	17	15
	↑	↑	↑	↑	↑	↑	↑	↑	↑	↑	↑	↑	↑	↑	↑	↑	↑	↑	↑	↑	↑	→	→	→
Houston Pilots G - 75/76	7	8	10	12	12	13	13	13	13	12	10	10	10	10	10	10	12	13	13	13	13	13	12	10
	9	12	14	17	17	17	17	17	17	16	16	15	15	15	16	16	18	21	23	22	22	20	18	16
	↑	↑	↑	↑	↑	↑	↑	↑	↑	↑	↑	↑	↑	↑	↑	↑	↑	↑	↑	↑	↑	↑	↑	↑
Houston Pilots F - 63/64	6	8	9	10	12	13	13	13	13	12	12	10	10	10	10	10	12	13	13	13	13	12	12	10
	9	12	14	16	17	17	17	17	17	16	16	16	16	16	16	17	20	21	22	22	21	20	17	16
	↑	↑	↑	↑	↑	↑	↑	↑	↑	↑	↑	↑	↑	↑	↑	↑	↑	↑	↑	↑	↑	↑	↑	↑
Houston Pilots E - 51/52	6	8	9	10	12	13	13	13	13	13	13	12	12	12	12	12	13	13	14	13	13	13	10	10
	8	10	13	16	17	17	17	17	17	17	17	17	17	17	17	18	20	21	22	22	21	20	17	15
	↑	↑	↑	↑	↑	↑	↑	↑	↑	↑	↑	↑	↑	↑	↑	↑	↑	↑	↑	↑	↑	↑	↑	↑
Houston Pilots D - 37/38	6	7	9	10	12	13	13	13	13	13	13	13	13	13	13	13	13	13	14	13	13	12	10	9
	8	9	13	16	17	17	17	18	18	18	18	18	17	18	18	20	21	22	22	22	21	20	17	15
	↑	↑	↑	↑	↑	↑	↑	↑	↑	↑	↑	↑	↑	↑	↑	↑	↑	↑	↑	↑	↑	↑	↑	↑
Houston Pilots C - 25/26	5	7	8	10	12	12	13	13	13	13	13	13	13	13	13	13	13	13	14	13	13	12	10	9
	8	9	13	15	16	17	17	18	18	18	18	18	18	18	20	20	21	22	22	21	21	20	17	15
	↑	↑	↑	↑	↑	↑	↑	↑	↑	↑	↑	↑	↑	↑	↑	↑	↑	↑	↑	↑	↑	↑	↑	↑
Houston Pilots B - 11/12	5	6	8	9	10	10	12	12	13	13	13	13	13	13	13	13	13	13	13	13	12	10	10	8
	8	9	12	15	16	17	17	18	18	18	18	20	18	20	20	20	20	21	21	20	20	18	16	14
	↑	↑	↑	↑	↑	↑	↑	↑	↑	↑	↑	↑	↑	↑	↑	↑	↑	↑	↑	↑	↑	↑	↑	↑
Houston Pilots A - 1 & 2 Bravo	6	7	9	12	13	13	14	15	15	15	15	15	15	15	15	14	14	14	13	13	12	10	9	9
	8	10	14	16	17	18	20	21	22	22	22	22	22	22	22	22	22	22	21	20	18	17	16	14
	↑	↑	↑	↑	↑	↑	↑	↑	↑	↑	↑	↑	↑	↑	↑	↑	↑	↑	↑	↑	↑	↑	↑	↑

NOTE: This is automated data that may/may not agree with the official BAM thinking that's found on the daily slides.
This data should be used as a guide only.

Houston Pilots: THU. 01/15/2026

Forecast Discussion

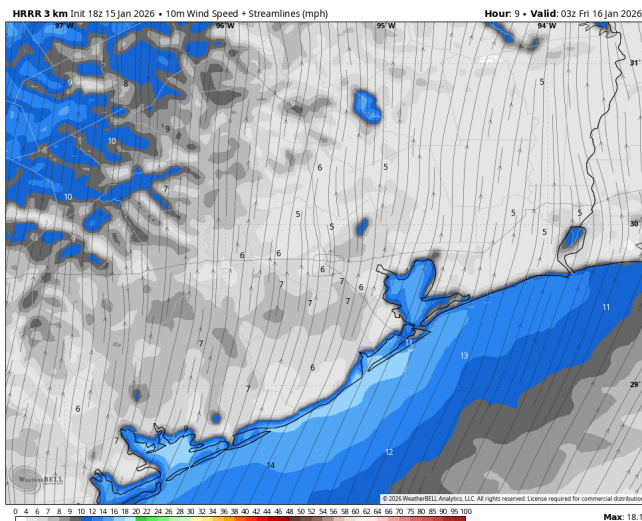
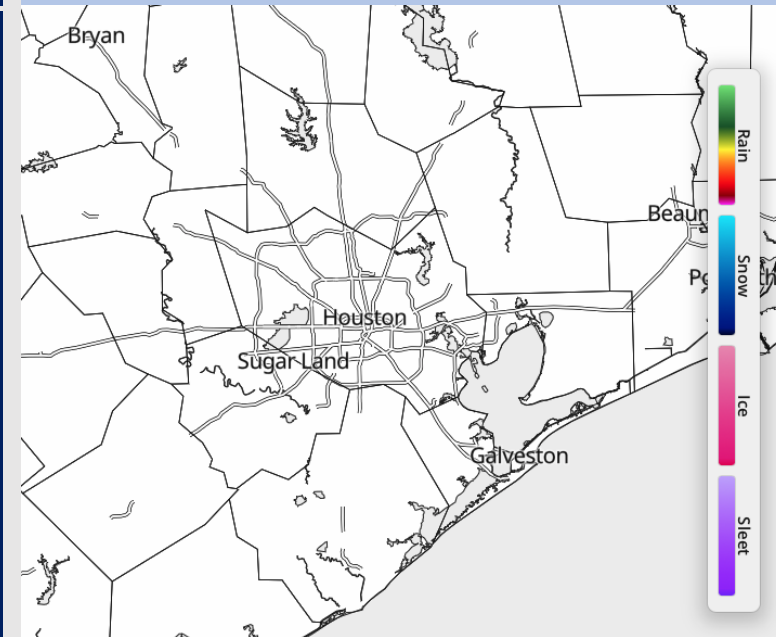
Precip: Dry conditions favored for today.

Wind: Winds will be variable through 7PM before settling out of the SW. **N of Morgan's Point:** Winds of 3 - 8 kts. **S of Morgan's Point:** Winds of 3 - 8 kts, increasing to 4 - 9 kts after 8PM.

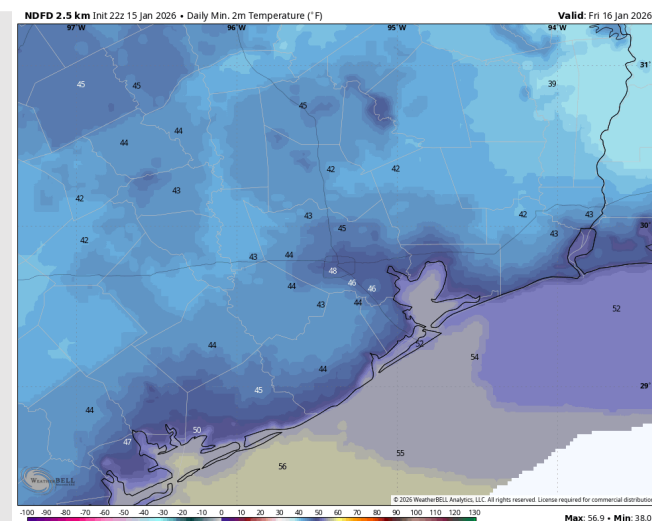
Low Temps: **N of Morgan's Point:** Mid 40s F. **S of Morgan's Point:** Low 50s F.

Visibility: No visibility concerns for THU.

Precip Image: 8 PM CT



Wind Speed:
9 PM CT



Low Temps
FRI AM

Houston Pilots: FRI. 01/16/2026

Forecast Discussion

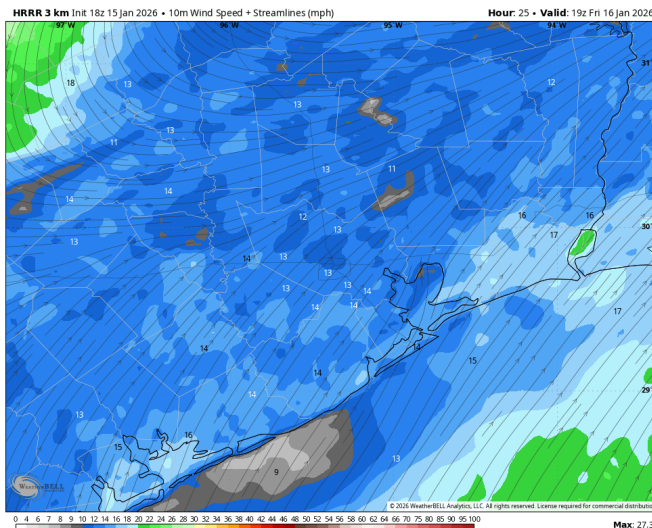
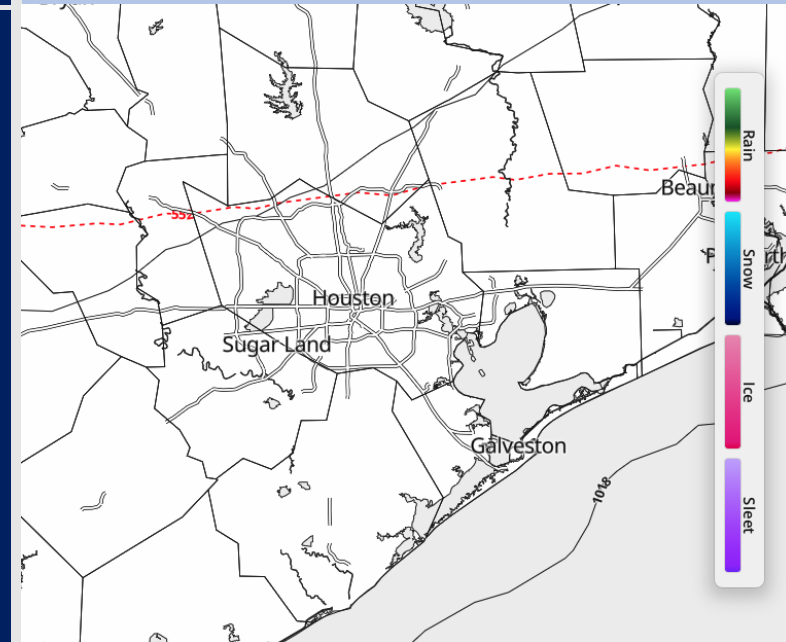
Precip: Isolated rain chances from 10PM to 12AM. Best chances for Stations S of Morgan's Point.

Wind: Winds will be out of the SW, rotating to be out of the N after 8PM.
N of Morgan's Point: Winds of 4– 9 kts, increasing to 8 – 13 kts from 9AM to 5PM.
S of Morgan's Point: Winds of 8 – 13 kts, increasing to 15 – 20 kts after 10PM.
Boarding Station: Winds of 13 – 18 kts, decreasing to 10 – 15 kts from 11AM to 10PM before increasing again to 18 – 23 kts.
Wind gusts of 20 – 25 kts in play for all Stations throughout the day with gusts up to 30 kts after 10PM.

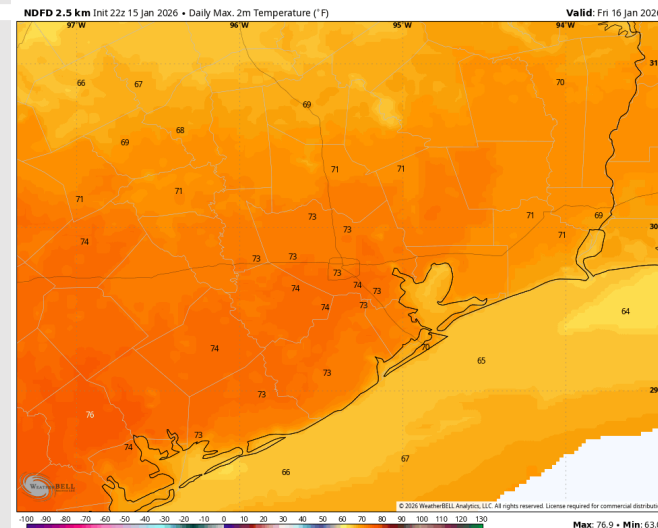
High Temps: **N of Morgan's Point:** Low 70s F. **S of Morgan's Point:** Upper 60s F.

Visibility: No fog concerns.

Precip Image: 8 PM CT



Wind Speed:
1 PM CT



High Temps
FRI

Houston Pilots: SAT. 01/17/2026

Forecast Discussion

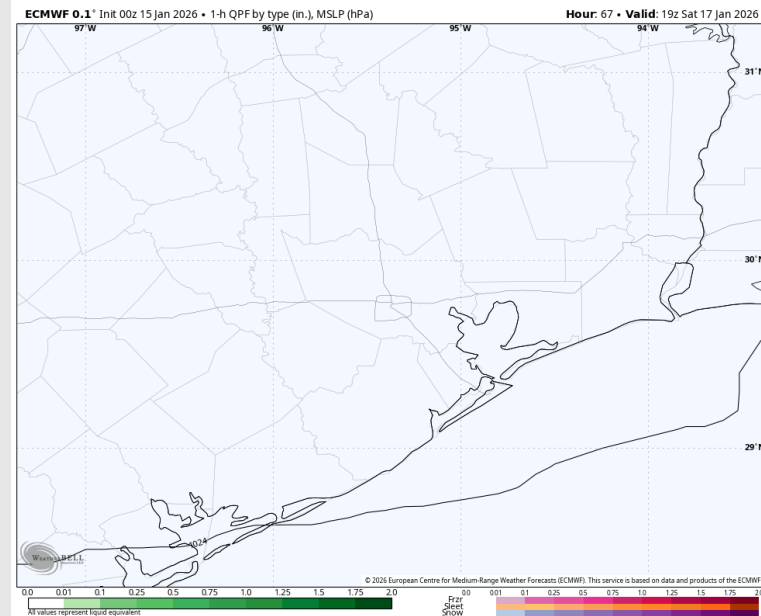
Precip: Dry conditions favored.

Wind: Winds out of NE. **N of Morgan's Point:** Winds of 4 – 9 kts. **S of Morgan's Point:** Winds of 15 - 20 kts. **Gusts up to 25 kts** will be in play **S of Morgan's Point** with occasional gusts up to 30 kts at the Boarding Station.

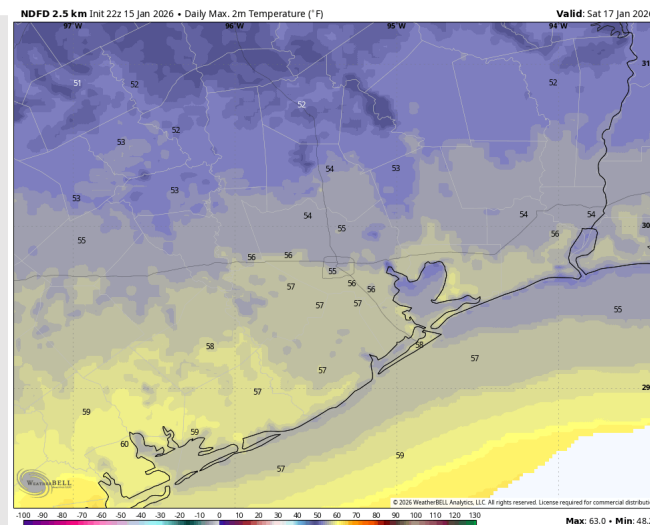
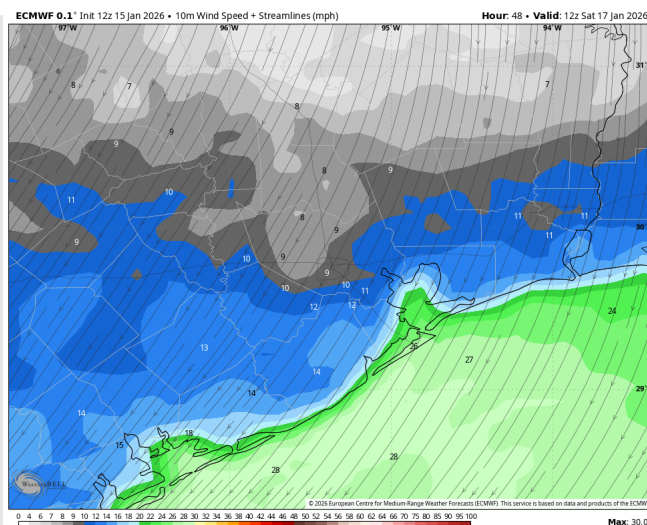
High Temps: **N of Morgan's Point:** Mid 50s F. **S of Morgan's Point:** Mid 50s F.

Visibility: No visibility concerns.

Precip Image: 1 PM CT



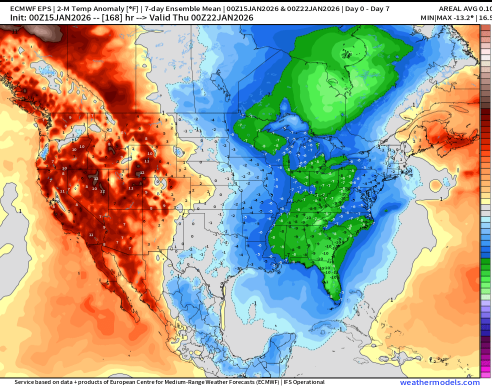
Wind Speed:
6 AM CT



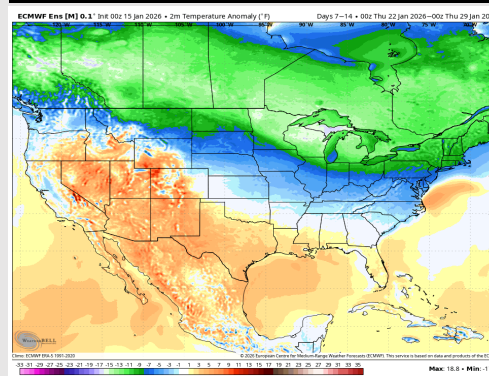
High Temps
SAT

Houston Pilots: 01/15/2026

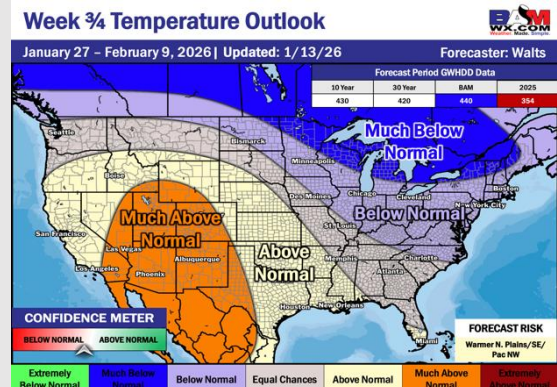
Next 7 Day Temperature Departure



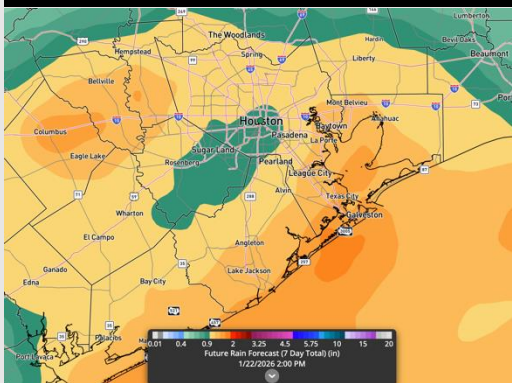
8-14 Day Temperature Departure



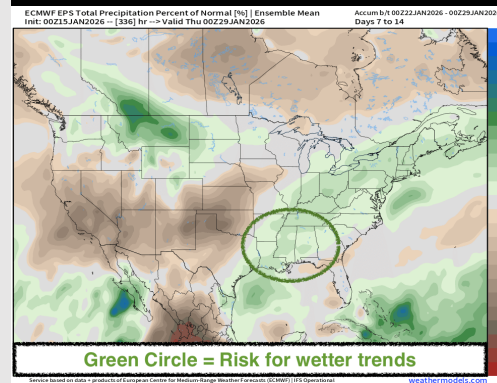
15-30 Day Temperature Departure



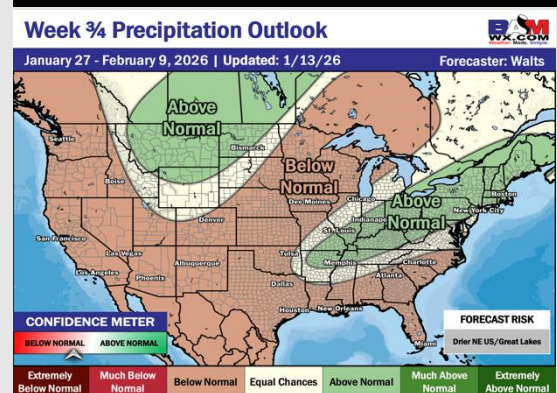
Next 7 Day Total Precipitation



8-14 Day % of Average Precip.



15-30 Day % of Average Precip.



- Below normal temps are favored over the next 7 days, with only hit/miss rain chances FRI- better rain chances early next week.
- Above normal temperatures and above normal rain changes in the Week 2 period.
- Above normal temperatures and below normal rainfall expected for late January/early February.