

# Houston Pilots Forecast Package



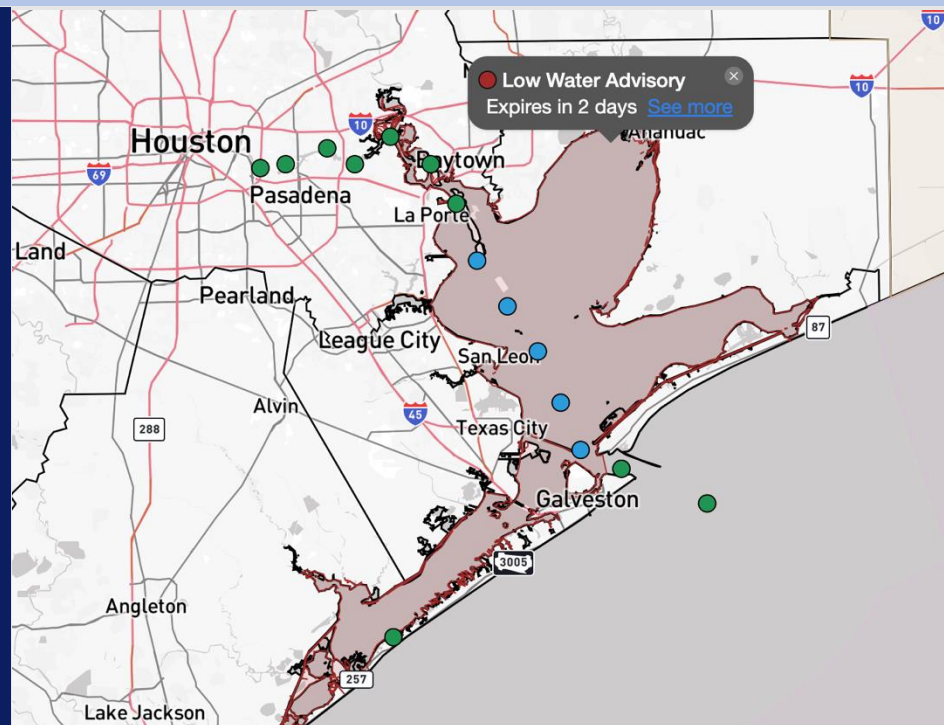
Updated: 2:00 PM CT

Friday, January 2, 2026

Forecaster: Jonathan Kipper

## Weather Headlines

- Wind gusts of 25+ kts possible near the Boarding Station through SAT AM.
- Dry conditions are favored through early next week.
- Low-end risk for isolated pockets of fog Saturday AM, with more fog risks coming into play starting again on MON.



Current Radar: 1:45 PM CT

As always, please do not hesitate to reach out to us with any forecast questions at (317)-560-8122. Press 1 for forecast questions.



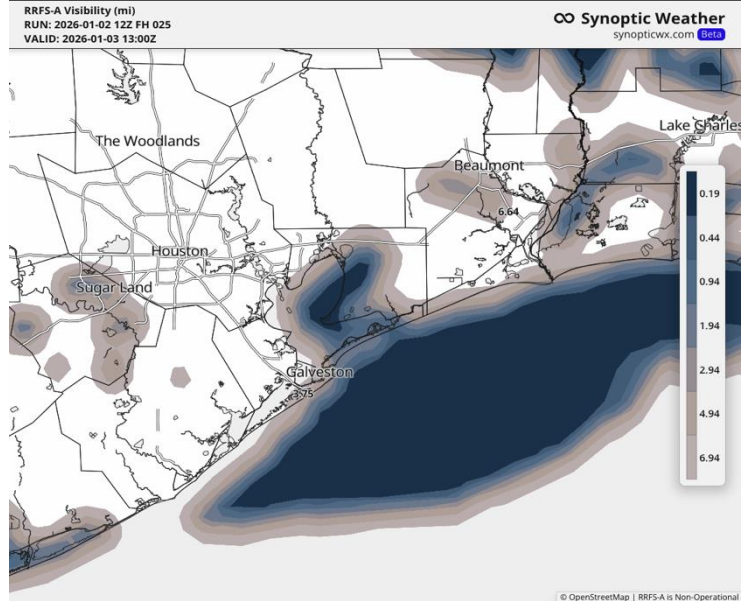
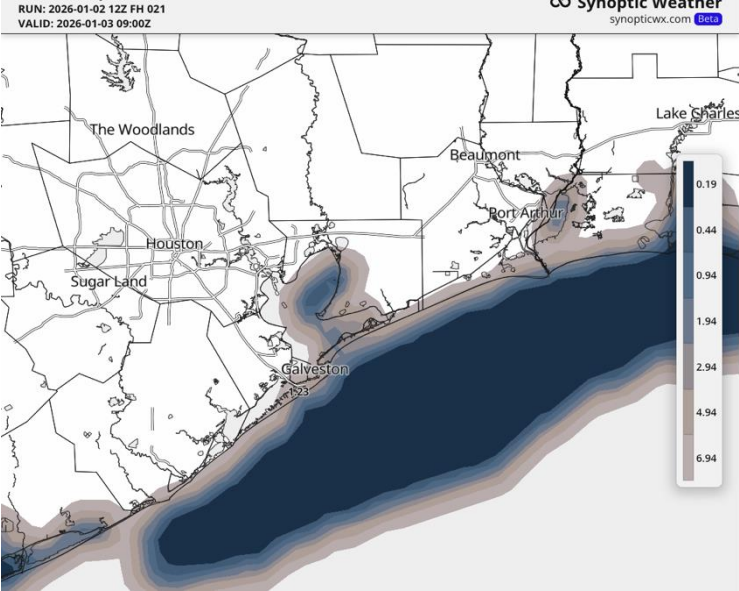
You can also access real-time forecast updates and 24/7 meteorological chat assistance on your [Clarity](#) app.

# Houston Pilots Visibility Report




2 AM CT SAT VISIBILITY

6 AM CT SAT VISIBILITY



## Confidence



TIMEFRAME DISCUSSED	THREAT
2 AM – 10 AM SAT	Low-End

Isolated to patchy pockets of fog bringing visibilities down to 2 miles will be possible mainly for locations **Morgan's Point and South**.

Locally dense pockets of fog with visibilities near 1 mile will be possible with the greatest risk for this from 3AM – 8AM.

Most Stations will likely stay fog-free; however, isolated pockets will still be possible.

Fog is expected to quickly burn off post 8 AM SAT with stations being fog free by 10 AM CT

*NOTE: Models shown above are likely overdone.*

# Houston Pilots Extended Range Visibility Report



## Monday 01/05/2026

Fog will be probable N of Morgan’s Point from 2 AM – 9 AM with coverage being patchier S of Morgan’s Point.

### Forecast Confidence



## Tuesday 01/06/2026

Isolated will be possible for All Stations from 2-9 AM TUE.

### Forecast Confidence



## Wednesday 01/07/2026

Isolated will be possible for All Stations from 2-9 AM TUE.

### Forecast Confidence



Chance for Fog	
Monday AM	Probable
Monday PM	Unlikely
Tuesday AM	Possible
Tuesday PM	Unlikely
Wednesday AM	Possible
Wednesday PM	Unlikely

# Houston Pilots Visibility Chart (miles)



Visibility	Fri 3 pm	Fri 4 pm	Fri 5 pm	Fri 6 pm	Fri 7 pm	Fri 8 pm	Fri 9 pm	Fri 10 pm	Fri 11 pm	Sat 12 am	Sat 1 am	Sat 2 am	Sat 3 am	Sat 4 am	Sat 5 am	Sat 6 am	Sat 7 am	Sat 8 am	Sat 9 am	Sat 10 am	Sat 11 am	Sat 12 pm	Sat 1 pm	Sat 2 pm
Houston Pilots N - 610 Bridge	10	10	10	10	10	10	10	10	10	10	10	10	10	10	10	10	10	10	10	10	10	10	10	10
Houston Pilots M - Kinder 1	10	10	10	10	10	10	10	10	10	10	10	10	10	10	10	10	10	10	10	10	10	10	10	10
Houston Pilots L - Greens Bayou	10	10	10	10	10	10	10	10	10	10	10	10	10	10	10	10	10	10	10	10	10	10	10	10
Houston Pilots K - Shell Crude	10	10	10	10	10	10	10	10	10	10	10	10	10	10	10	10	10	10	10	10	10	10	10	10
Houston Pilots J - Lynchburg Ferries	10	10	10	10	10	10	10	10	10	10	10	10	10	10	10	10	10	10	10	10	10	10	10	10
Houston Pilots I - Exxon 3	10	10	10	10	10	10	10	10	10	10	10	10	10	10	10	10	10	9	10	10	10	10	10	10
Houston Pilots H - Morgans Point	10	10	10	10	10	10	10	10	10	10	10	10	10	10	10	10	10	9	10	10	10	10	10	10
Houston Pilots G - 75/76	10	10	10	10	10	10	10	10	8	6.9	6.9	5.9	6.9	6.9	6.9	5.9	5.9	4.9	4.9	6.9	10	10	10	10
Houston Pilots F - 63/64	10	10	10	10	10	10	10	9	8	6.9	6.9	5.9	5.9	6.9	6.9	5.9	5.9	4.9	4.9	6.9	10	10	10	10
Houston Pilots E - 51/52	10	10	10	10	10	10	9	8	6.9	6.9	5.9	4.9	5.9	5.9	5.9	4.9	4.9	4.9	3.9	5.9	7.9	10	10	10
Houston Pilots D - 37/38	10	10	10	9	10	10	8	6.9	6.9	5.9	5.9	4.9	4.9	4.9	4.9	4.9	4.9	4.9	3.9	5.9	6.9	10	10	10
Houston Pilots C - 25/26	9	9	9	9	9	9	8	6.9	5.9	5.9	4.9	4.9	4.9	4.9	4.9	4.9	4.9	3.9	3.9	5.9	6.9	9	10	10
Houston Pilots B - 11/12	8	8	7.9	6.9	8	6.9	6.9	6.9	5.9	4.9	4.9	4.9	4.9	4.9	4.9	4.9	4.9	3.9	3.9	4.9	6.9	7.9	9	10
Houston Pilots A - 1 & 2 Bravo	8	8	7.9	6.9	8	6.9	6.9	6.9	5.9	4.9	4.9	3.9	4.9	4.9	3.9	3.9	3.9	3.9	2.9	4.9	5.9	6.9	9	10

**NOTE: This is automated data that may/may not agree with the official BAM thinking that’s found on the daily slides or special visibility report slides. This data should be used as a guide only**

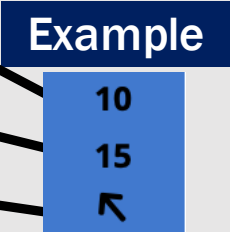
# Houston Pilots Wind Chart



Forecast Confidence



Sustained Wind 10 Knots  
Gusts 15 Knots  
Wind from the SE



Wind	Fri 3 pm	Fri 4 pm	Fri 5 pm	Fri 6 pm	Fri 7 pm	Fri 8 pm	Fri 9 pm	Fri 10 pm	Fri 11 pm	Sat 12 am	Sat 1 am	Sat 2 am	Sat 3 am	Sat 4 am	Sat 5 am	Sat 6 am	Sat 7 am	Sat 8 am	Sat 9 am	Sat 10 am	Sat 11 am	Sat 12 pm	Sat 1 pm	Sat 2 pm
Houston Pilots N - 610 Bridge	13	13	12	10	9	9	9	10	10	9	9	8	8	8	8	7	7	7	7	8	9	10	10	10
	24	23	22	21	17	18	20	20	20	20	18	18	17	17	16	15	13	14	14	15	17	20	20	20
	↗	↗	↗	↗	↗	↗	↗	↗	↗	↗	↗	↗	↗	↗	↗	↗	→	→	→	↘	↘	↘	↘	↘
Houston Pilots M - Kinder 1	13	13	12	10	9	9	9	10	10	9	8	8	8	8	8	7	7	7	7	8	9	10	10	10
	24	23	22	21	17	18	20	20	20	20	18	18	17	17	16	15	14	14	14	15	17	18	20	20
	↗	↗	↗	↗	↗	↗	↗	↗	↗	↗	↗	↗	↗	↗	↗	↗	→	→	→	↘	↘	↘	↘	↘
Houston Pilots L - Greens Bayou	13	13	12	10	8	8	9	9	9	9	8	8	8	8	8	7	6	7	7	8	8	9	10	10
	23	22	22	20	17	18	18	20	20	20	18	18	17	17	16	15	14	14	14	15	16	18	20	20
	↗	↗	↗	↗	↗	↗	↗	↗	↗	↗	↗	↗	↗	↗	↗	↗	→	→	→	↘	↘	↘	↘	↘
Houston Pilots K - Shell Crude	13	13	12	10	9	9	9	9	9	9	8	8	8	8	8	7	7	7	7	8	8	9	10	10
	24	22	22	21	17	18	18	20	20	20	18	18	17	17	16	15	14	14	14	15	16	17	18	20
	↗	↗	↗	↗	↗	↗	↗	↗	↗	↗	↗	↗	↗	↗	↗	↗	→	→	→	↘	↘	↘	↘	↘
Houston Pilots J - Lynchburg Ferries	14	13	12	10	8	8	9	9	9	8	8	8	8	8	7	7	6	7	7	7	8	9	10	10
	23	22	22	21	17	17	18	18	20	18	17	17	17	16	16	15	14	14	14	15	16	17	18	20
	↗	↗	↗	↗	↗	↗	↗	↗	↗	↗	↗	↗	↗	↗	↗	↗	→	→	→	↘	↘	↘	↘	↘
Houston Pilots I - Exxon 3	15	15	15	14	13	13	14	14	14	14	13	13	13	13	12	10	10	10	10	9	10	10	10	12
	24	23	23	22	18	20	20	21	21	21	20	20	20	18	18	17	15	15	15	15	16	17	18	20
	↗	↗	↗	↗	↗	↗	↗	↗	↗	↗	↗	↗	↗	↗	↗	↗	↗	→	→	↘	↘	↘	↘	↘
Houston Pilots H - Morgans Point	15	15	15	14	13	13	13	14	14	13	13	13	13	13	12	10	10	10	9	9	10	10	10	12
	24	23	23	22	20	20	21	21	21	21	20	20	20	20	18	17	16	15	15	15	16	17	18	20
	↗	↗	↗	↗	↗	↗	↗	↗	↗	↗	↗	↗	↗	↗	↗	↗	→	→	→	↘	↘	↘	↘	↘
Houston Pilots G - 75/76	17	17	17	16	15	15	15	15	15	15	15	15	15	15	14	13	13	12	12	10	10	10	10	10
	25	25	24	24	22	23	23	23	23	22	22	22	22	22	22	21	18	18	17	17	17	18	18	20
	↗	↗	↗	↗	↗	↗	↗	↗	↗	↗	↗	↗	↗	↗	↗	↗	→	→	→	↘	↘	↘	↘	↘
Houston Pilots F - 63/64	16	16	16	16	15	15	15	15	15	15	15	15	15	15	15	14	13	13	12	12	10	10	10	10
	25	25	24	24	22	23	23	23	24	23	22	22	22	22	22	21	20	18	18	17	17	17	18	18
	↗	↗	↗	↗	↗	↗	↗	↗	↗	↗	↗	↗	↗	↗	↗	↗	→	→	→	↘	↘	↘	↘	↘
Houston Pilots E - 51/52	17	17	17	17	17	17	17	16	16	16	15	16	16	15	15	14	13	13	13	12	10	10	10	10
	28	26	26	25	24	25	24	24	24	23	23	23	23	23	22	22	21	20	18	17	17	17	17	18
	↗	↗	↗	↗	↗	↗	↗	↗	↗	↗	↗	↗	↗	↗	↗	↗	→	→	→	↘	↘	↘	↘	↘
Houston Pilots D - 37/38	17	17	18	18	17	17	17	17	17	16	16	16	16	16	15	15	13	13	13	12	10	10	10	10
	28	28	28	26	25	26	25	24	24	24	23	24	24	23	23	22	21	21	20	18	17	17	17	17
	↗	↗	↗	↗	↗	↗	↗	↗	↗	↗	↗	↗	↗	↗	↗	↗	→	→	→	↘	↘	↘	↘	↘
Houston Pilots C - 25/26	18	18	18	18	17	17	17	16	16	16	16	16	16	16	15	15	14	13	13	12	10	10	10	10
	29	28	28	26	26	26	26	24	24	24	24	24	24	24	23	22	21	21	20	18	17	17	16	17
	↗	↗	↗	↗	↗	↗	↗	↗	↗	↗	↗	↗	↗	↗	↗	↗	→	→	→	↘	↘	↘	↘	↘
Houston Pilots B - 11/12	18	17	18	17	16	16	16	15	15	15	15	15	15	15	15	14	13	13	12	10	10	10	10	10
	28	28	28	26	25	26	25	24	24	24	23	24	24	24	23	22	21	21	20	17	17	16	16	16
	↗	↗	↗	↗	↗	↗	↗	↗	↗	↗	↗	↗	↗	↗	↗	↗	→	→	→	↘	↘	↘	↘	↘
Houston Pilots A - 1 & 2 Bravo	21	21	21	20	20	20	20	18	18	18	18	18	20	18	17	16	15	15	15	13	13	12	10	10
	31	31	30	29	28	28	28	26	28	28	28	28	29	28	26	24	23	22	21	20	18	17	17	17
	↗	↗	↗	↗	↗	↗	↗	↗	↗	↗	↗	↗	↗	↗	↗	↗	→	→	→	↘	↘	↘	↘	↘

NOTE: This is automated data that may/may not agree with the official BAM thinking that's found on the daily slides.  
This data should be used as a guide only.



# Houston Pilots: FRI. 01/02/2026

## Forecast Discussion

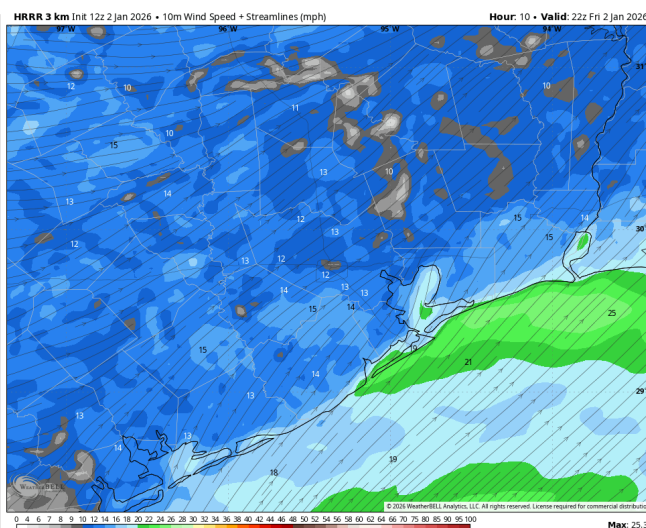
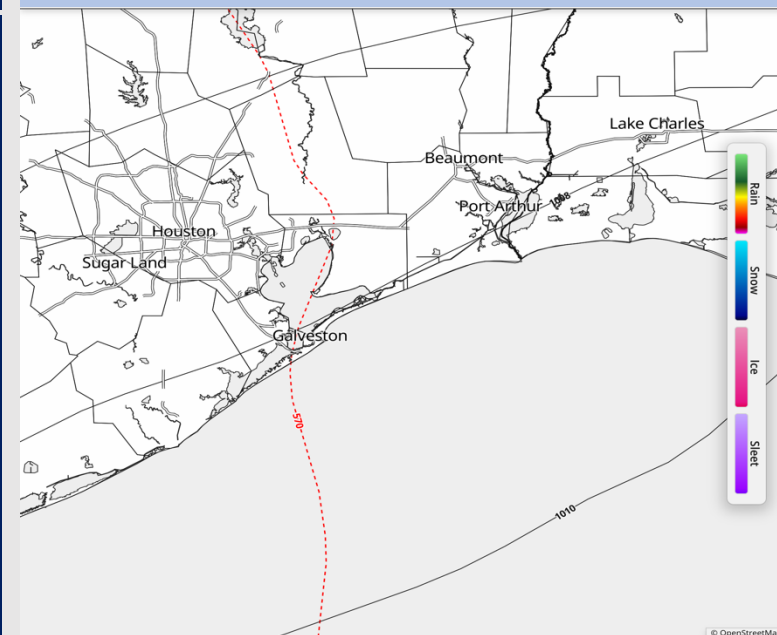
**Precip:** Dry conditions favored the rest of the day.

**Wind:** Winds will continue out of the SW. **N of Morgan's Point:** Winds of 9-14 kts through 5 PM before decreasing to 7 – 11 kts the rest of the day. **S of Morgan's Point:** Winds between 17 – 22 kts throughout the rest of the day. **Wind gusts up to 20 kts will be possible for all Stations, with gusts up 22 – 27 kts near the Boarding Station.**

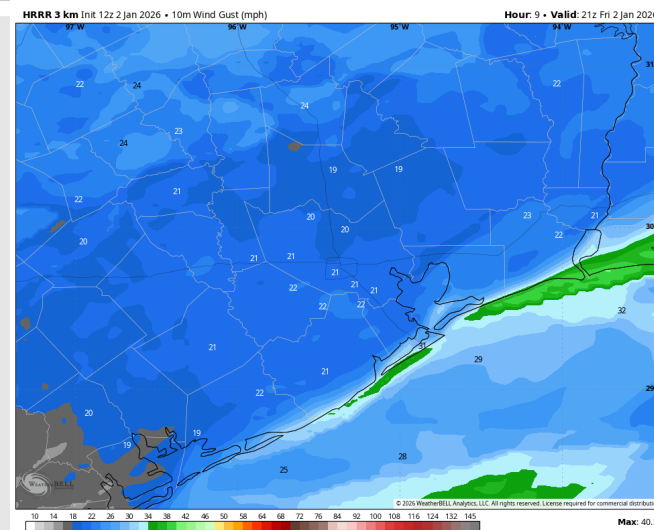
**Low Temps:** **N of Morgan's Point:** Near 60° F. **S of Morgan's Point:** Low 60s F.

**Visibility:** No fog concerns expected the rest of the day.

## Precip Image: 5 PM CT



**Wind Speed:**  
**4 PM CT**



**PEAK Gusts**  
**Friday**

# Houston Pilots: SAT. 01/03/2026

## Forecast Discussion

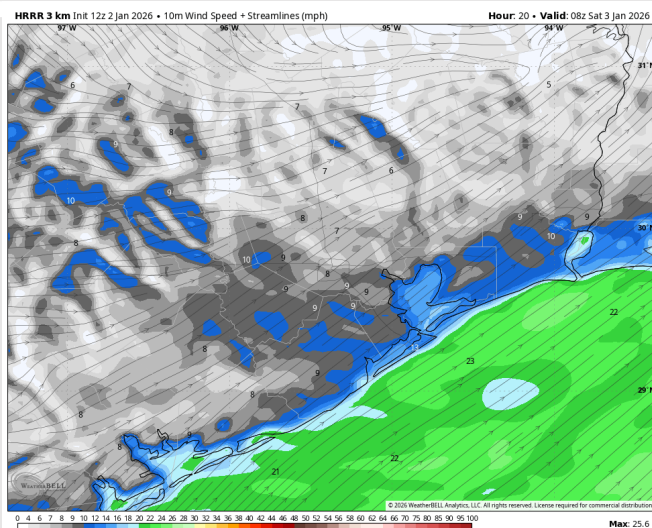
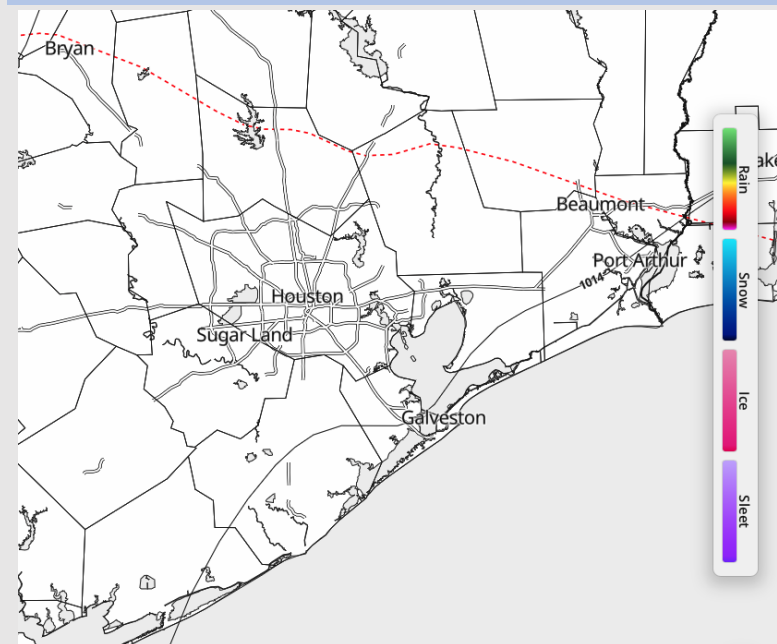
**Precip:** Dry conditions favored for Saturday.

**Wind:** Winds will be out of the W/SW, rotating to be out of the N after 10AM. **N of Morgan's Point:** Winds of 5 – 10 kts through the day outside of a slight increase to 9 – 14 kts from 10 AM to 4 PM. **S of Morgan's Point:** Winds will generally range from 8 – 13 kts. Winds at the Boarding Station will be at 15 – 20 kts through 7 AM. **Wind gusts up to 20 kts in play for all Stations through 3PM and 22 – 27 kts near the Boarding Station through 6 AM.**

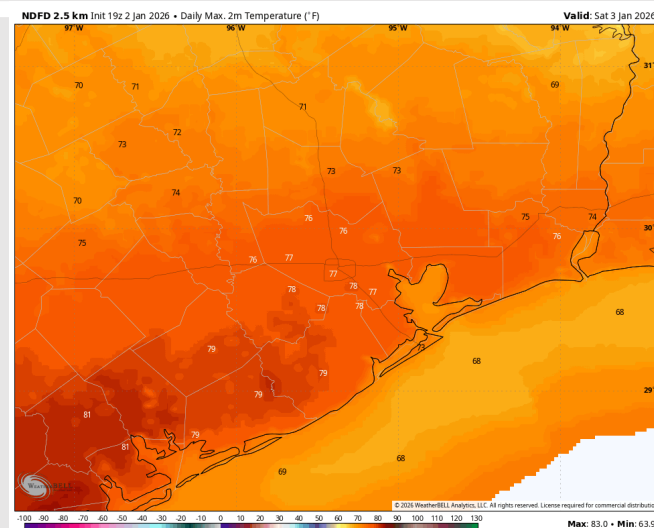
**High Temps:** **N of Morgan's Point:** Upper 70s F. **S of Morgan's Point:** Low to mid 70s F.

**Visibility:** Isolated pockets of fog will be possible mainly from Morgan's Point to Station 25/26 from 2 – 7AM.

## Precip Image: 12 PM CT



Wind Speed:  
2 AM CT



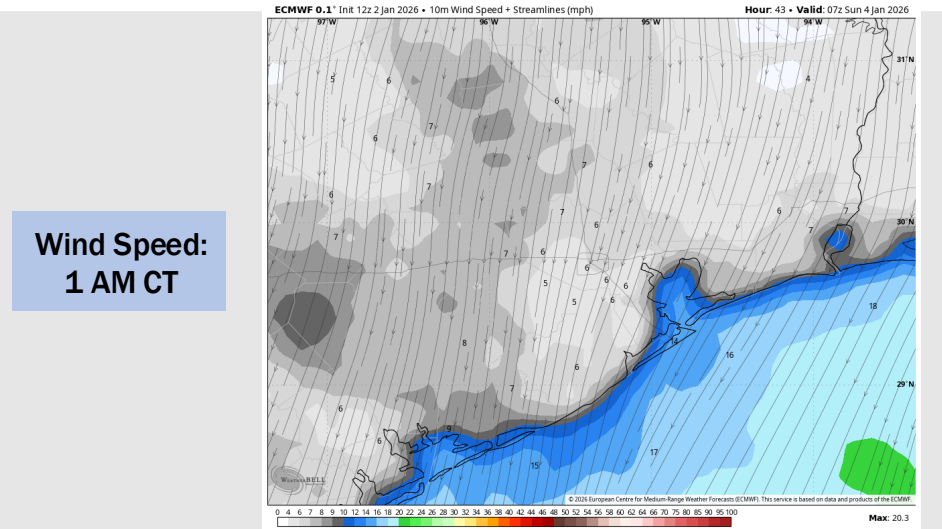
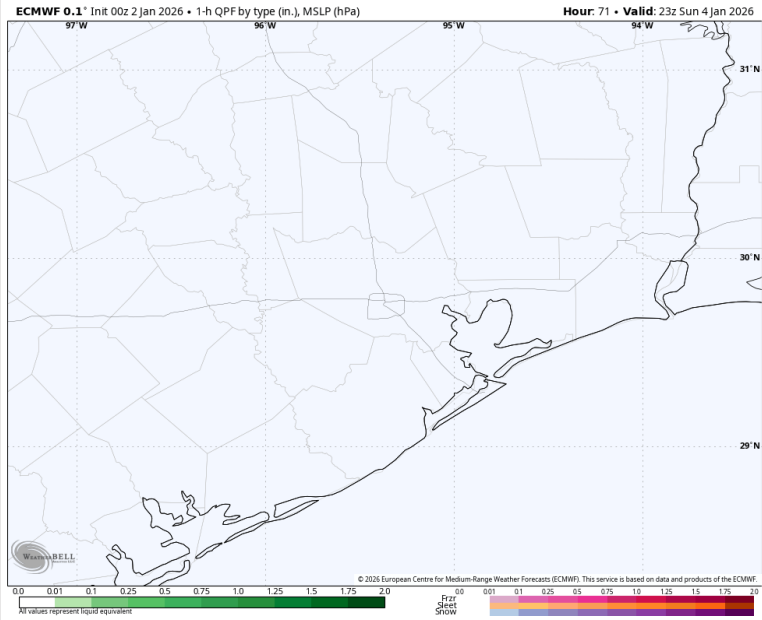
High Temps  
SAT

# Houston Pilots: SUN. 01/04/2026

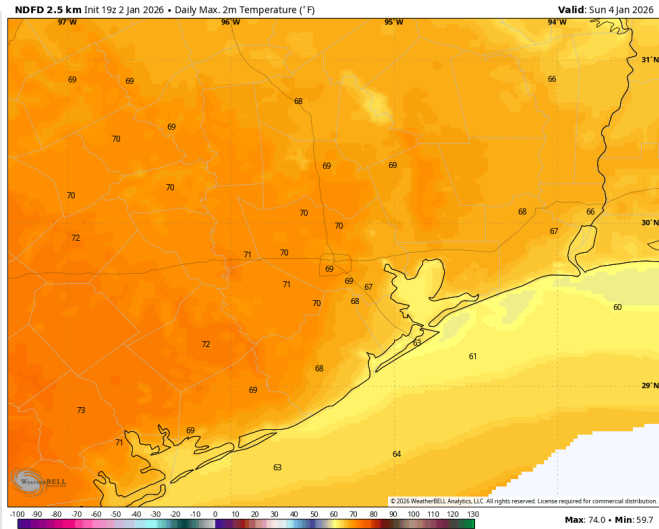
## Forecast Discussion

- Precip:** Dry conditions favored for Sunday.
- Wind:** Winds will be out of the N/NE, gradually rotating to be out of the E by 11 AM and settling to be out of the SE after 5 PM. **N of Morgan's Point:** Winds of 2 - 7 kts. **S of Morgan's Point:** Winds of 8 – 13 kts, calming to 3 – 8 kts after 2 PM.
- High Temps:** **N of Morgan's Point:** Upper 60s F. **S of Morgan's Point:** Low 60s F.
- Visibility:** No fog concerns expected on Sunday.

## Precip Image: 5 PM CT



Wind Speed:  
1 AM CT

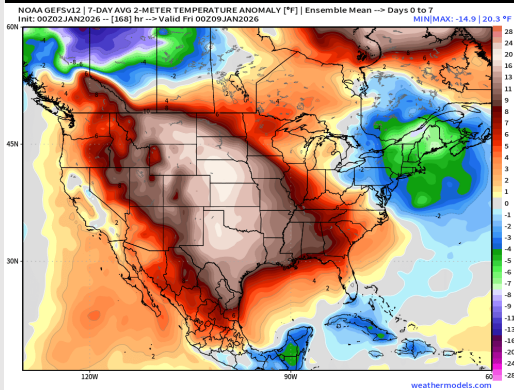


High Temps  
SUN

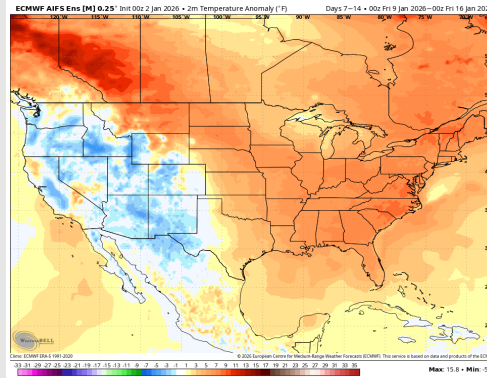


# Houston Pilots: 01/02/2026

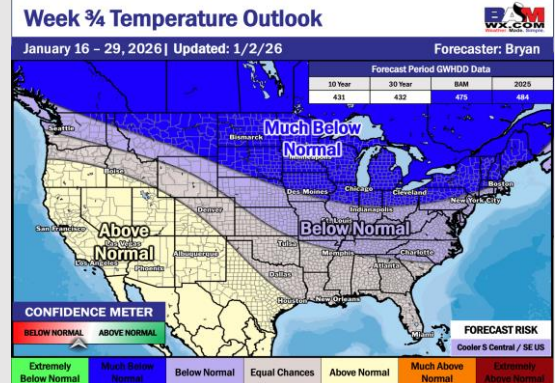
## Next 7 Day Temperature Departure



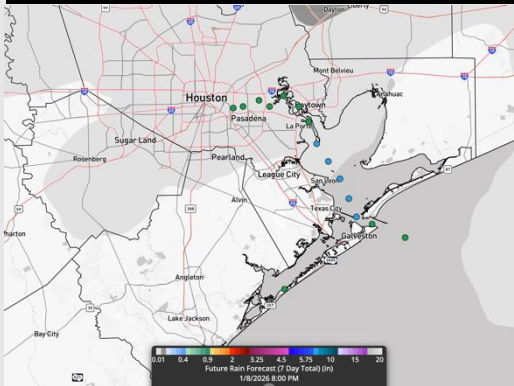
## 8-14 Day Temperature Departure



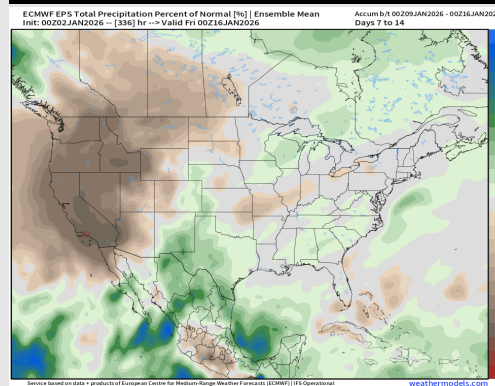
## 15-30 Day Temperature Departure



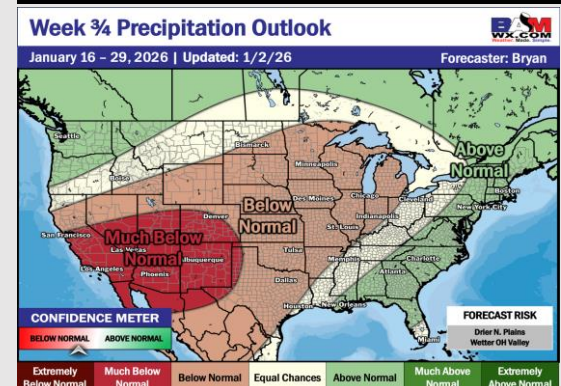
## Next 7 Day Total Precipitation



## 8-14 Day % of Average Precip.



## 15-30 Day % of Average Precip.



- Above/much above normal temps are favored over the next 7 days, with minimal / isolated rain chances over the next 7 days.
- Above normal temperatures and above normal rainfall favored in the Week 2 timeframe.
- Near normal temperatures and near normal rainfall expected for mid January.