

Houston Pilots Forecast Package



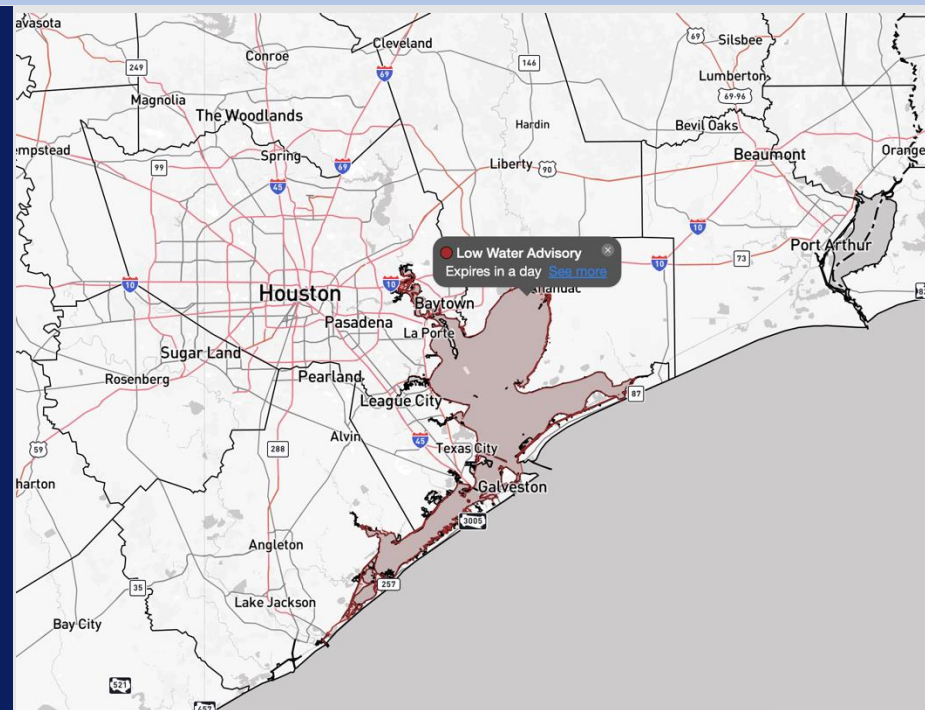
Updated: 2:15 PM CT

Monday, January 12, 2026

Forecaster: Jonathan Kipper

Weather Headlines

- Fog is NOT favored for the coming days.
- Only isolated rain chances are favored over the coming days.
- **Calmer winds are anticipated through WED AM, however gusts to 35 kts will be possible on WED, particularly at the Boarding Station.**



Current Radar: 2:05 PM CT

As always, please do not hesitate to reach out to us with any forecast questions at **(317)-560-8122. Press 1 for forecast questions.**



You can also access real-time forecast updates and 24/7 meteorological chat assistance on your **Clarity app.**

Houston Pilots Extended Range Visibility Report



Thursday 01/15/2026

Fog is not favored.

Forecast Confidence



Saturday 01/17/2026

Fog is not favored.

Forecast Confidence



Friday 01/16/2026

Fog is not favored.

Forecast Confidence



Chance for Fog

Thursday AM	Unlikely
Thursday PM	Unlikely
Friday AM	Unlikely
Friday PM	Unlikely
Saturday AM	Unlikely
Saturday PM	Unlikely

Houston Pilots Visibility Chart (miles)



Visibility	Mon 3 pm	Mon 4 pm	Mon 5 pm	Mon 6 pm	Mon 7 pm	Mon 8 pm	Mon 9 pm	Mon 10 pm	Mon 11 pm	Tue 12 am	Tue 1 am	Tue 2 am	Tue 3 am	Tue 4 am	Tue 5 am	Tue 6 am	Tue 7 am	Tue 8 am	Tue 9 am	Tue 10 am	Tue 11 am	Tue 12 pm	Tue 1 pm	Tue 2 pm
Houston Pilots N - 610 Bridge	10	10	10	10	10	10	10	10	10	10	10	10	10	10	10	10	10	10	10	10	10	10	10	10
Houston Pilots M - Kinder 1	10	10	10	10	10	10	10	10	10	10	10	10	10	10	10	10	10	10	10	10	10	10	10	10
Houston Pilots L - Greens Bayou	10	10	10	10	10	10	10	10	10	10	10	10	10	10	10	10	10	10	10	10	10	10	10	10
Houston Pilots K - Shell Crude	10	10	10	10	10	10	10	10	10	10	10	10	10	10	10	10	10	10	10	10	10	10	10	10
Houston Pilots J - Lynchburg Ferries	10	10	10	10	10	10	10	10	10	10	10	10	10	10	10	10	10	10	10	10	10	10	10	10
Houston Pilots I - Exxon 3	10	10	10	10	10	10	10	10	10	10	10	10	10	10	10	10	10	10	10	10	10	10	10	10
Houston Pilots H - Morgans Point	10	10	10	10	10	10	10	10	10	10	10	10	10	10	10	10	10	10	10	10	10	10	10	10
Houston Pilots G - 75/76	10	10	10	10	10	10	10	10	10	10	10	10	10	10	10	10	10	10	10	10	10	10	10	10
Houston Pilots F - 63/64	10	10	10	10	10	10	10	10	10	10	10	10	10	10	10	10	10	10	10	10	10	10	10	10
Houston Pilots E - 51/52	10	10	10	10	10	10	10	10	10	10	10	10	10	10	10	10	10	10	10	10	10	10	10	10
Houston Pilots D - 37/38	10	10	10	10	10	10	10	10	10	10	10	10	10	10	10	10	10	10	10	10	10	10	10	10
Houston Pilots C - 25/26	10	10	10	10	10	10	10	10	10	10	10	10	10	10	10	10	10	10	10	10	10	10	10	10
Houston Pilots B - 11/12	10	10	10	10	10	10	10	10	10	10	10	10	10	10	10	10	10	10	10	10	10	10	10	10
Houston Pilots A - 1 & 2 Bravo	10	10	10	10	10	10	10	10	10	10	10	10	10	10	10	10	10	10	10	10	10	10	10	10

NOTE: This is automated data that may/may not agree with the official BAM thinking that’s found on the daily slides or special visibility report slides. This data should be used as a guide only

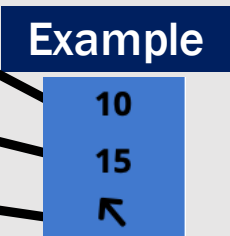
Houston Pilots Wind Chart



Forecast Confidence



Sustained Wind 10 Knots
Gusts 15 Knots
Wind from the SE



Wind	Mon 3 pm	Mon 4 pm	Mon 5 pm	Mon 6 pm	Mon 7 pm	Mon 8 pm	Mon 9 pm	Mon 10 pm	Mon 11 pm	Tue 12 am	Tue 1 am	Tue 2 am	Tue 3 am	Tue 4 am	Tue 5 am	Tue 6 am	Tue 7 am	Tue 8 am	Tue 9 am	Tue 10 am	Tue 11 am	Tue 12 pm	Tue 1 pm	Tue 2 pm
Houston Pilots N - 610 Bridge	3	3	3	3	3	2	1	1	1	1	1	1	1	1	1	1	1	1	1	1	2	3	3	3
	9	8	8	7	6	5	3	3	3	3	2	2	2	2	2	3	3	3	3	5	6	7	8	8
	↙	↙	↙	↙	↙	↙	↙	↙	↙	↙	↙	↙	↙	↗	↗	↘	↘	↘	↘	↘	→	→	→	→
Houston Pilots M - Kinder 1	5	5	3	3	3	2	1	1	1	1	1	1	1	1	1	1	1	1	1	1	2	3	3	3
	9	8	8	7	6	5	3	3	3	3	2	2	2	2	2	3	3	3	3	5	6	7	8	8
	↙	↙	↙	↙	↙	↙	↙	↙	↙	↙	↙	↙	↙	↗	↗	↘	↘	↘	↘	↘	→	→	→	→
Houston Pilots L - Greens Bayou	5	3	3	3	3	2	1	1	1	1	1	1	1	1	1	1	1	1	1	1	2	3	3	3
	9	8	8	6	6	5	3	3	3	3	2	2	2	2	2	2	3	3	3	5	6	7	8	8
	↙	↙	↙	↙	↙	↙	↙	↙	↙	↙	↙	↙	↙	↗	↗	↘	↘	↘	↘	↘	→	→	→	→
Houston Pilots K - Shell Crude	5	3	3	3	3	2	1	1	1	1	1	1	1	1	1	1	1	1	1	1	2	3	3	3
	9	8	8	6	6	3	3	3	3	3	2	2	2	2	2	2	3	3	3	5	6	7	8	8
	↙	↙	↙	↙	↙	↙	↙	↙	↙	↙	↙	↙	↙	↙	↑	↘	↘	↘	↘	↘	→	→	→	→
Houston Pilots J - Lynchburg Ferries	3	3	3	3	2	1	1	1	1	1	1	1	1	1	1	1	1	1	1	1	2	2	3	2
	9	8	8	6	6	3	3	3	3	2	2	2	2	2	2	2	3	3	3	3	6	7	8	8
	↙	↙	↙	↙	↙	↙	↙	↙	↙	↙	↙	↙	↙	↗	↑	↘	↘	↘	↘	↘	→	→	→	→
Houston Pilots I - Exxon 3	6	5	5	3	3	3	3	3	2	2	3	2	2	1	1	2	2	2	2	2	3	3	3	3
	9	9	8	7	7	6	6	5	5	5	5	3	3	3	3	3	5	5	5	5	6	7	8	8
	↙	↙	↙	↙	↙	↙	↙	↙	↙	↙	↙	↙	↙	↗	↗	↘	↘	↘	↘	↘	→	→	→	→
Houston Pilots H - Morgans Point	6	5	5	3	3	3	3	3	3	3	3	2	2	2	1	2	2	2	2	2	3	3	3	3
	9	9	8	7	7	6	6	6	5	5	5	5	3	3	3	3	5	5	5	5	6	7	8	8
	↙	↙	↙	↙	↙	↙	↙	↙	↙	↙	↙	↙	↙	↙	↙	↘	↘	↘	↘	↘	→	→	→	→
Houston Pilots G - 75/76	5	5	5	5	5	5	3	3	3	3	3	3	3	2	2	2	2	2	3	3	3	3	3	3
	10	9	9	8	7	7	7	6	6	6	6	5	5	5	3	3	5	5	5	6	7	7	8	8
	↙	↙	↙	↙	↙	↙	↙	↙	↙	↙	↙	↙	↙	↙	↙	↙	↘	↘	↘	↘	↘	↘	↘	→
Houston Pilots F - 63/64	5	5	5	5	5	3	3	3	3	3	3	3	3	2	2	2	2	2	3	3	3	3	3	3
	10	9	9	8	7	7	7	7	6	6	6	5	5	5	5	5	5	5	5	6	7	7	8	8
	↙	↙	↙	↙	↙	↙	↙	↙	↙	↙	↙	↙	↙	↙	↙	↙	↙	↙	↙	↘	↘	↘	↘	→
Houston Pilots E - 51/52	6	6	6	5	5	3	3	5	3	3	3	3	3	3	2	2	3	2	3	3	3	3	3	3
	10	10	9	8	7	7	7	7	7	7	6	6	5	5	5	5	5	5	5	6	7	7	8	8
	↙	↙	↙	↙	↙	↙	↙	↙	↙	↙	↙	↙	↙	↙	↙	↙	↙	↙	↙	↘	↘	↘	↘	↘
Houston Pilots D - 37/38	6	6	6	5	5	5	5	5	5	5	5	3	3	3	3	2	3	3	3	3	3	3	3	3
	12	10	9	8	7	7	7	7	7	7	7	6	6	6	5	5	5	5	5	6	7	7	8	8
	↙	↙	↙	↙	↙	↙	↙	↙	↙	↙	↙	↙	↙	↙	↙	↙	↙	↙	↙	↘	↘	↘	↘	↘
Houston Pilots C - 25/26	7	6	6	6	5	5	5	5	5	5	5	3	3	3	3	3	3	3	3	3	3	3	5	3
	12	10	9	8	7	7	7	7	7	7	7	7	6	6	5	5	5	5	5	6	7	7	8	8
	↙	↙	↙	↙	↙	↙	↙	↙	↙	↙	↙	↙	↙	↙	↙	↙	↙	↙	↙	↘	↘	↘	↘	↘
Houston Pilots B - 11/12	8	7	6	6	5	5	5	5	5	5	5	3	3	3	3	2	3	3	3	3	3	5	5	5
	12	10	9	9	7	7	7	7	7	7	8	7	6	6	6	6	6	6	6	5	7	7	8	8
	↙	↙	↙	↙	↙	↙	↙	↙	↙	↙	↙	↙	↙	↙	↙	↙	↙	↙	↙	↘	↘	↘	↘	↘
Houston Pilots A - 1 & 2 Bravo	7	7	6	7	7	6	7	6	7	6	6	6	5	5	3	3	3	3	3	3	3	3	3	3
	12	12	10	10	10	10	10	10	9	9	9	8	7	7	7	6	7	7	6	7	7	7	8	8
	↙	↙	↙	↙	↙	↙	↙	↙	↙	↙	↙	↙	↙	↙	↙	↙	↙	↙	↙	↘	↘	↘	↘	↘

NOTE: This is automated data that may/may not agree with the official BAM thinking that's found on the daily slides.
This data should be used as a guide only.

Houston Pilots: MON. 01/12/2026

Forecast Discussion

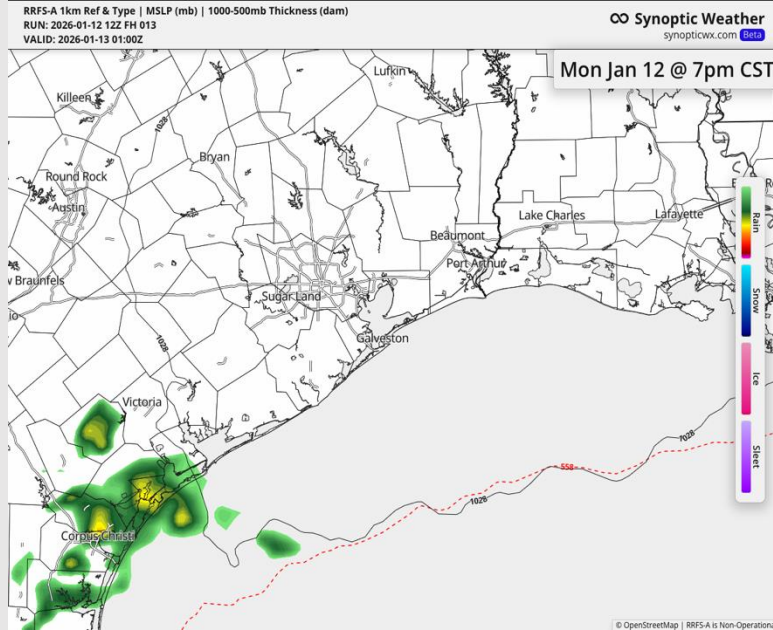
Precip: Dry conditions favored for today.

Wind: Winds generally out of the NE through the day.
N of Morgan's Point: Winds of 2 – 6 kts through the day.
S of Morgan's Point: Winds of 5 – 10 kts the rest of the day.

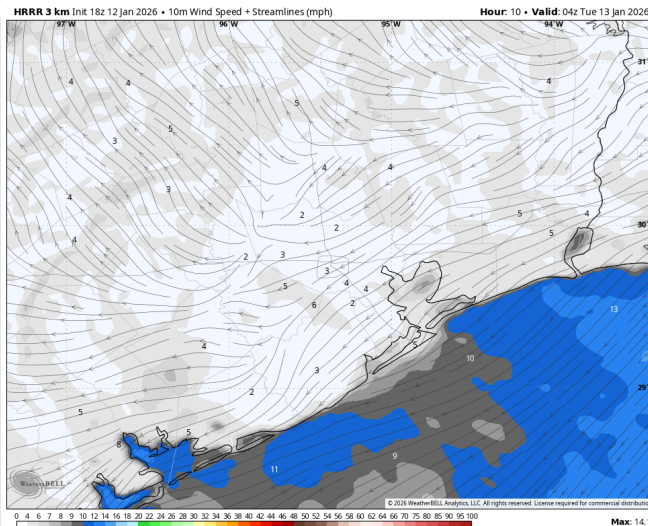
Low Temps: **N of Morgan's Point:** Mid 40s F. **S of Morgan's Point:** Upper 40s/Near 50 F.

Visibility: No visibility concerns for today.

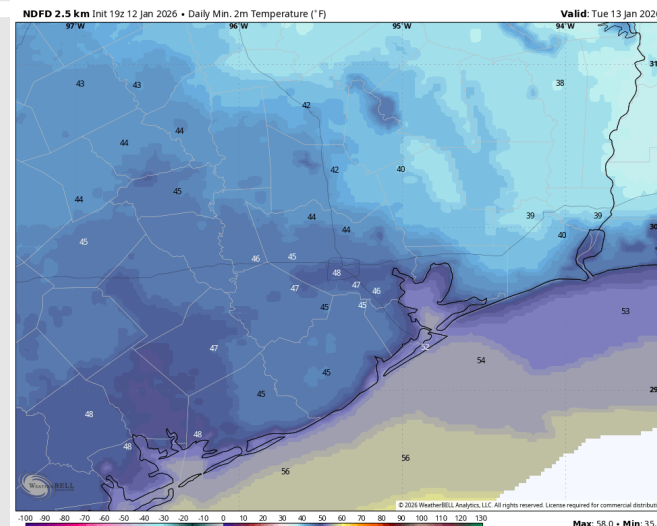
Precip Image: 7 PM CT



Wind Speed:
10 PM CT



Low Temps
TUE AM



Houston Pilots: TUE. 01/13/2026

Forecast Discussion

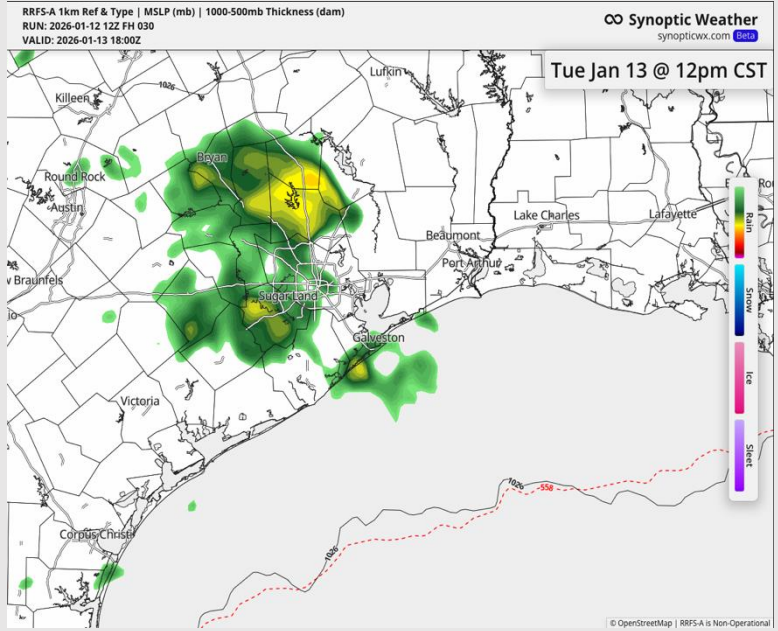
Precip: Dry conditions favored for Tuesday outside of isolated light showers from 11 AM to 3 PM CT.

Wind: Winds highly variable through the AM hours but settling to be out of the W from 12 - 8 PM then shift to out of the SW. **N of Morgan's Point:** Winds of 2 – 6 kts through the day. **S of Morgan's Point:** Winds of 5 – 10 kts through 10 PM before increasing slightly to 7 – 12 kts.

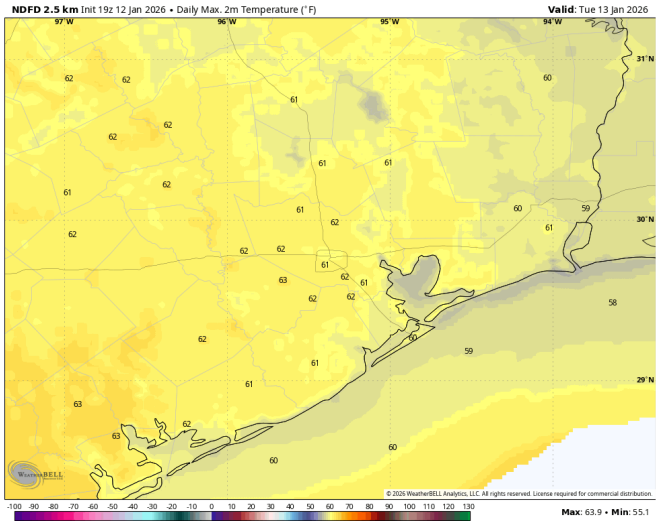
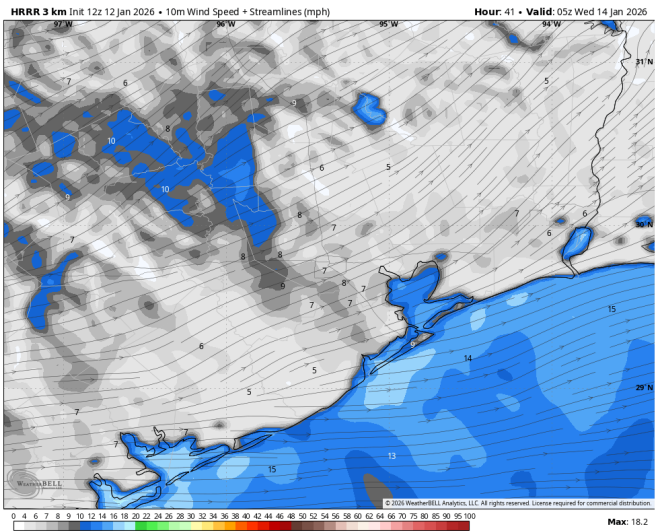
High Temps: **N of Morgan's Point:** Low 60s F. **S of Morgan's Point:** Mid 50s F.

Visibility: No visibility concerns for Tuesday.

Precip Image: 12 PM CT



Wind Speed:
11 PM CT



High Temps
TUE

Houston Pilots: WED. 01/14/2026

Forecast Discussion

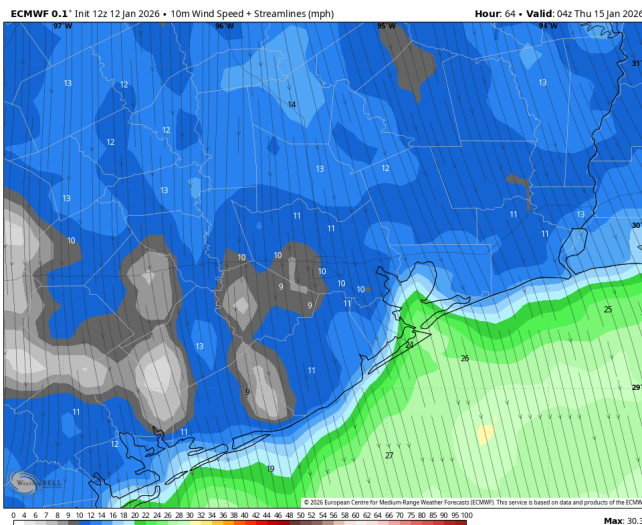
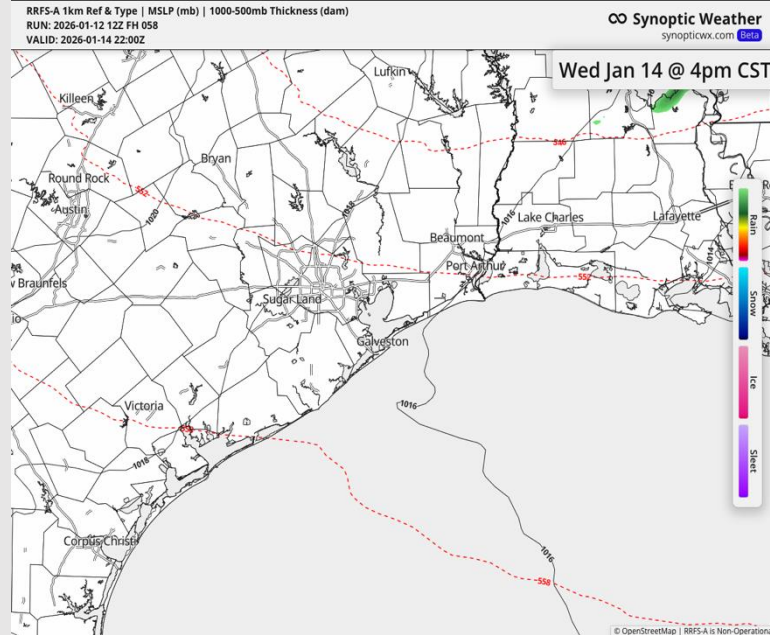
Precip: Dry conditions favored for Wednesday.

Wind: Winds generally out of the WSW through 11 AM, turning to out of the NNW thereafter. **N of Morgan's Point:** Winds of 3 – 8 kts through 11 AM, before increasing to 5 – 10 kts. **Gusts of 18 – 23 kts after 1 PM.** **S of Morgan's Point:** Winds of 8 – 13 kts through 4 PM, increasing to 18 – 23 kts thereafter. **Gusts of 15 – 20 kts through 6 PM, increasing to 23 – 28 kts thereafter.** **Boarding Station:** Winds of 8 – 13 kts from 12 AM – 3 AM, increasing to 12 – 17 kts through 46 PM. Winds of 21 – 26 kts thereafter. **Gusts of 18 – 23 kts through 6 PM, increasing to 30 – 35 kts thereafter.**

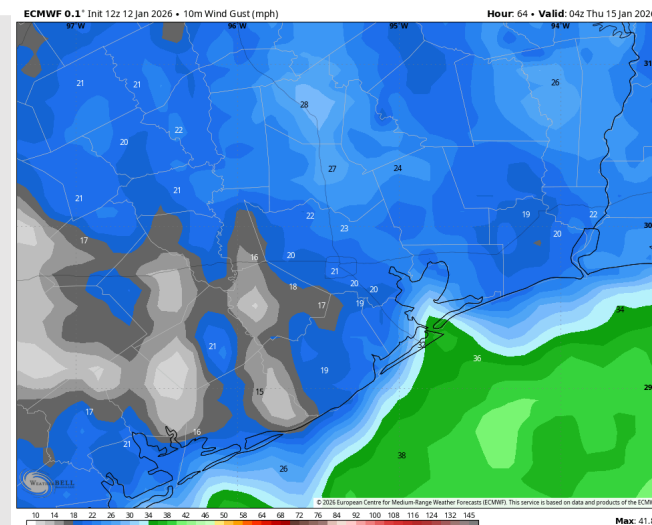
High Temps: **N of Morgan's Point:** Upper 60s F. **S of Morgan's Point:** Mid 60s F.

Visibility: No visibility concerns for Wednesday.

Precip Image: 4 PM CT



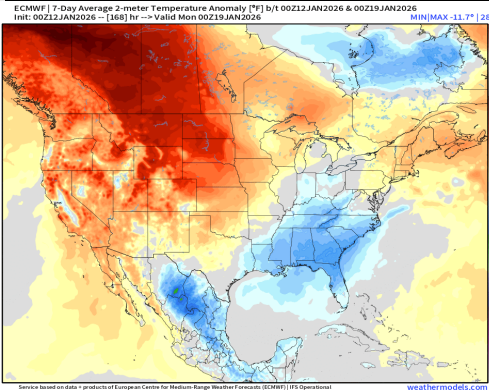
Wind Speed:
10 PM CT



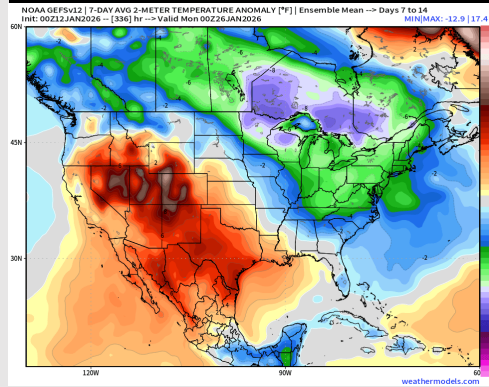
PEAK GUSTS
WED 10 PM

Houston Pilots: 01/12/2026

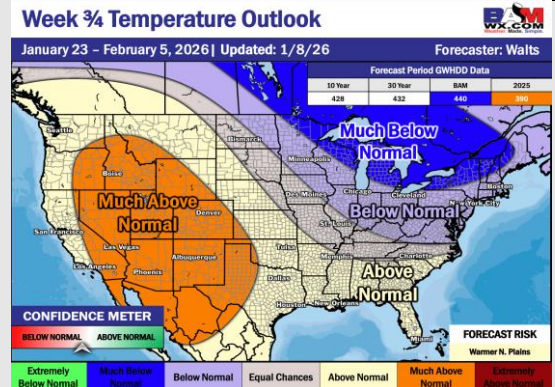
Next 7 Day Temperature Departure



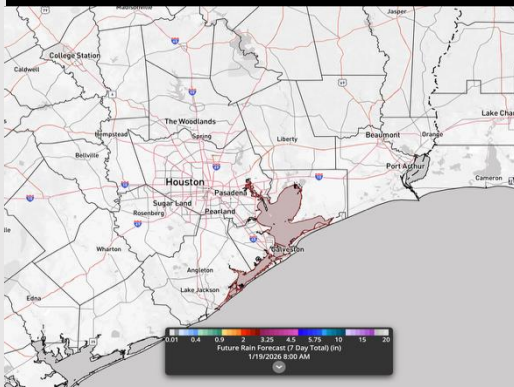
8-14 Day Temperature Departure



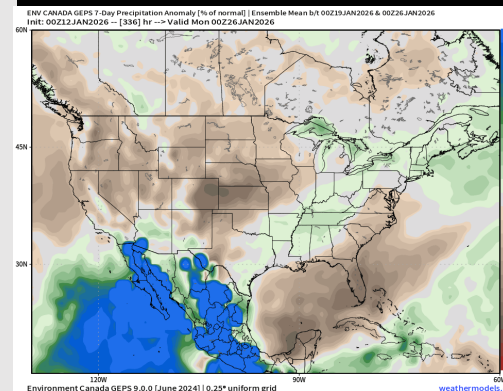
15-30 Day Temperature Departure



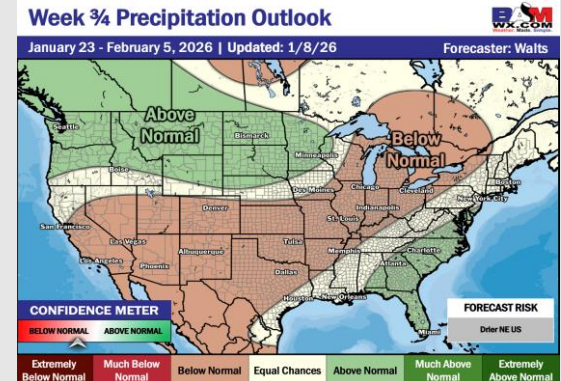
Next 7 Day Total Precipitation



8-14 Day % of Average Precip.



15-30 Day % of Average Precip.



- Below normal temps are favored over the next 7 days, with only hit/miss rain chances throughout these 7 days.
- Above normal temperatures and slightly above normal rain changes in the Week 2 period.
- Above normal temperatures and near normal rainfall expected for mid January.