

Houston Pilots Forecast Package



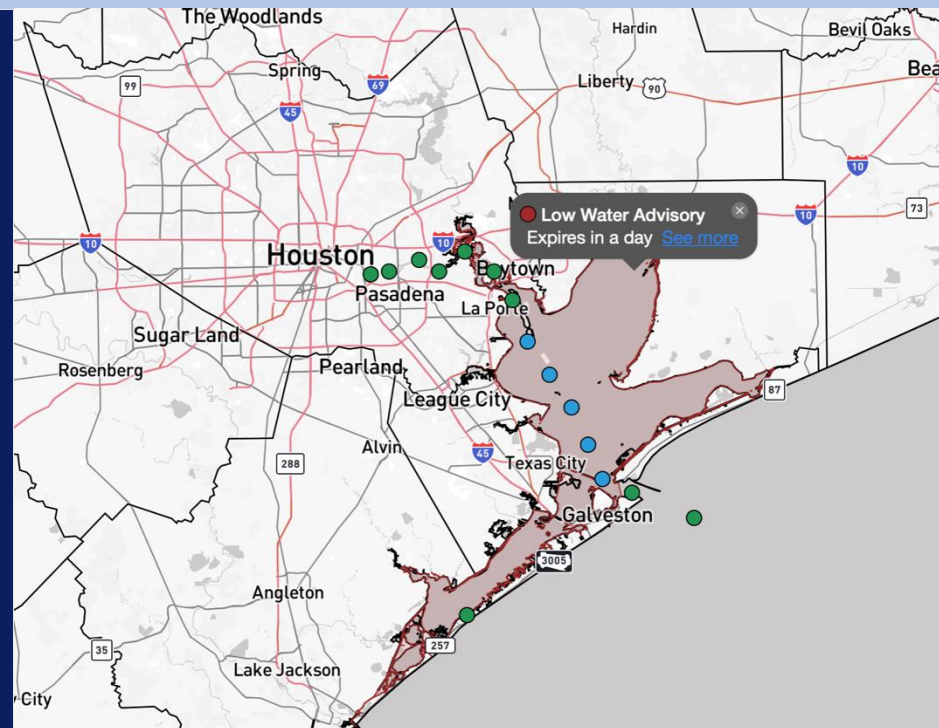
Updated: 4:30 PM CT

Tuesday, December 30, 2025

Forecaster: Hope Kleitsch

Weather Headlines

- A few gusts up to 20 kts will be possible WED and THU.
- Dry conditions are favored for the next 3 days.
- No fog is favored over the next 3 days, however, low-end chances return Friday and Saturday.



Current Radar: 4:30 PM CT

As always, please do not hesitate to reach out to us with any forecast questions at (317)-560-8122. Press 1 for forecast questions.



You can also access real-time forecast updates and 24/7 meteorological chat assistance on your [Clarity](#) app.

Houston Pilots Extended Range Visibility Report



Friday 01/02/2026

Fog will be possible, mainly for Stations N of Morgan’s point from 2AM to 9AM. Confidence is lower for Stations S of Morgan’s point.

Forecast Confidence



Sunday 01/04/2026

Fog conditions not favored for Sunday.

Forecast Confidence



Saturday 01/03/2026

A brief period of fog will be possible for all Stations from 12 – 6 AM.

Forecast Confidence



Chance for Fog

Friday AM	Possible
Friday PM	Unlikely
Saturday AM	Possible
Saturday PM	Unlikely
Sunday AM	Unlikely
Sunday PM	Unlikely

Houston Pilots Visibility Chart (miles)



Visibility	Tue 6 pm	Tue 7 pm	Tue 8 pm	Tue 9 pm	Tue 10 pm	Tue 11 pm	Wed 12 am	Wed 1 am	Wed 2 am	Wed 3 am	Wed 4 am	Wed 5 am	Wed 6 am	Wed 7 am	Wed 8 am	Wed 9 am	Wed 10 am	Wed 11 am	Wed 12 pm	Wed 1 pm	Wed 2 pm	Wed 3 pm	Wed 4 pm	Wed 5 pm
Houston Pilots N - 610 Bridge	10	10	10	10	10	10	10	10	10	10	10	10	10	10	10	10	10	10	10	10	10	10	10	10
Houston Pilots M - Kinder 1	10	10	10	10	10	10	10	10	10	10	10	10	10	10	10	10	10	10	10	10	10	10	10	10
Houston Pilots L - Greens Bayou	10	10	10	10	10	10	10	10	10	10	10	10	10	10	10	10	10	10	10	10	10	10	10	10
Houston Pilots K - Shell Crude	10	10	10	10	10	10	10	10	10	10	10	10	10	10	10	10	10	10	10	10	10	10	10	10
Houston Pilots J - Lynchburg Ferries	10	10	10	10	10	10	10	10	10	10	10	10	10	10	10	10	10	10	10	10	10	10	10	10
Houston Pilots I - Exxon 3	10	10	10	10	10	10	10	10	10	10	10	10	10	10	10	10	10	10	10	10	10	10	10	10
Houston Pilots H - Morgans Point	10	10	10	10	10	10	10	10	10	10	10	10	10	10	10	10	10	10	10	10	10	10	10	10
Houston Pilots G - 75/76	10	10	10	10	10	10	10	10	10	10	10	10	10	10	10	10	10	10	10	10	10	10	10	10
Houston Pilots F - 63/64	10	10	10	10	10	10	10	10	10	10	10	10	10	10	10	10	10	10	10	10	10	10	10	10
Houston Pilots E - 51/52	10	10	10	10	10	10	10	10	10	10	10	10	10	10	10	10	10	10	10	10	10	10	10	10
Houston Pilots D - 37/38	10	10	10	10	10	10	10	10	10	10	10	10	10	10	10	10	10	10	10	10	10	10	10	10
Houston Pilots C - 25/26	10	10	10	10	10	10	10	10	10	10	10	10	10	10	10	10	10	10	10	10	10	10	10	10
Houston Pilots B - 11/12	10	10	10	10	10	10	10	10	10	10	10	10	10	10	10	10	10	10	10	10	10	10	10	10
Houston Pilots A - 1 & 2 Bravo	10	10	10	10	10	10	10	10	10	10	10	10	10	10	10	10	10	10	10	10	10	10	10	10

NOTE: This is automated data that may/may not agree with the official BAM thinking that’s found on the daily slides or special visibility report slides. This data should be used as a guide only

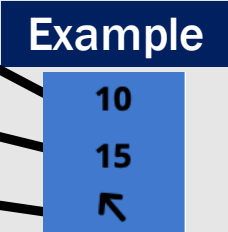
Houston Pilots Wind Chart



Forecast Confidence



Sustained Wind 10 Knots
Gusts 15 Knots
Wind from the SE



Wind	Tue 6 pm	Tue 7 pm	Tue 8 pm	Tue 9 pm	Tue 10 pm	Tue 11 pm	Wed 12 am	Wed 1 am	Wed 2 am	Wed 3 am	Wed 4 am	Wed 5 am	Wed 6 am	Wed 7 am	Wed 8 am	Wed 9 am	Wed 10 am	Wed 11 am	Wed 12 pm	Wed 1 pm	Wed 2 pm	Wed 3 pm	Wed 4 pm	Wed 5 pm
Houston Pilots N - 610 Bridge	6 12 ↓	6 10 ↓	3 8 ↓	3 7 ↓	2 6 ↓	2 5 ↓	1 5 ↓	1 5 ↓	1 5 ↓	1 5 →	1 5 →	1 5 →	1 5 →	1 5 →	1 5 →	2 6 →	3 6 →	3 7 →	3 8 →	5 9 →	5 9 →	5 10 →	5 9 →	5 9 →
Houston Pilots M - Kinder 1	6 12 ↓	6 10 ↓	3 8 ↓	3 7 ↓	3 6 ↓	2 5 ↓	2 5 ↓	2 5 ↓	1 5 ↓	1 5 →	1 5 →	1 5 →	1 5 →	1 5 →	1 5 →	2 6 →	3 6 →	3 7 →	5 8 →	5 9 →	5 9 →	5 9 →	5 9 →	5 9 →
Houston Pilots L - Greens Bayou	6 12 ↓	6 10 ↓	3 8 ↓	3 7 ↓	3 6 ↓	2 6 ↓	2 5 ↓	2 5 ↓	1 5 ↓	1 5 →	1 5 →	1 5 →	1 5 →	1 5 →	1 5 →	2 6 →	3 6 →	3 7 →	3 8 →	5 9 →	5 9 →	5 9 →	5 9 →	5 9 →
Houston Pilots K - Shell Crude	6 12 ↓	6 10 ↓	3 8 ↓	3 7 ↓	3 6 ↓	2 6 ↓	2 5 ↓	2 5 ↓	1 5 ↓	1 5 →	1 5 →	1 5 →	1 5 →	1 5 →	1 5 →	2 6 →	3 6 →	3 7 →	3 8 →	5 9 →	5 9 →	5 9 →	5 9 →	5 9 →
Houston Pilots J - Lynchburg Ferries	6 12 ↓	5 10 ↓	3 8 ↓	3 7 ↓	3 6 ↓	2 5 ↓	2 5 ↓	2 5 ↓	1 5 ↓	1 5 →	1 5 →	1 3 →	1 3 →	1 5 →	1 5 →	2 5 →	2 6 →	3 7 →	3 8 →	5 9 →	3 9 →	3 9 →	3 9 →	5 9 →
Houston Pilots I - Exxon 3	8 13 ↓	8 12 ↓	7 9 ↓	6 9 ↓	6 8 ↓	5 7 ↓	5 7 ↓	5 7 ↓	3 7 ↓	3 6 ↓	3 6 ↓	3 6 ↓	3 6 ↓	3 6 ↓	3 6 ↓	3 7 →	3 7 →	5 7 →	5 8 →	6 9 →	6 9 →	6 10 →	6 10 →	6 10 →
Houston Pilots H - Morgans Point	8 14 ↓	8 13 ↓	7 10 ↓	6 9 ↓	6 8 ↓	5 8 ↓	5 7 ↓	5 7 ↓	3 7 ↓	3 6 ↓	3 6 ↓	3 6 ↓	3 6 ↓	3 6 ↓	3 6 ↓	3 7 →	3 7 →	5 7 →	5 8 →	6 9 →	5 9 →	6 10 →	6 10 →	6 10 ↑
Houston Pilots G - 75/76	9 15 ↓	9 13 ↓	8 12 ↓	8 10 ↓	7 10 ↓	6 9 ↓	6 9 ↓	6 8 ↓	6 7 ↓	5 7 ↓	5 7 ↓	5 7 ↓	3 7 ↓	5 7 ↓	3 7 ↓	5 7 →	5 8 →	5 8 →	5 9 →	5 9 →	5 9 →	5 10 →	5 10 →	6 10 ↑
Houston Pilots F - 63/64	9 15 ↓	9 13 ↓	8 12 ↓	8 10 ↓	7 10 ↓	7 9 ↓	6 9 ↓	6 8 ↓	6 7 ↓	6 7 ↓	5 7 ↓	5 7 ↓	5 7 ↓	5 7 ↓	5 7 ↓	5 7 →	5 8 →	5 8 →	5 9 →	5 9 →	3 9 →	3 9 →	5 9 →	6 10 ↑
Houston Pilots E - 51/52	9 15 ↓	9 13 ↓	9 12 ↓	8 12 ↓	8 12 ↓	7 9 ↓	7 9 ↓	6 8 ↓	6 8 ↓	6 7 ↓	6 7 ↓	5 7 ↓	5 7 ↓	5 7 ↓	3 7 ↓	5 7 →	5 8 →	5 8 →	5 9 →	5 9 →	5 9 →	3 9 →	5 9 →	6 9 ↑
Houston Pilots D - 37/38	10 15 ↓	9 13 ↓	9 13 ↓	8 12 ↓	8 12 ↓	7 10 ↓	7 9 ↓	6 8 ↓	6 8 ↓	6 8 ↓	6 8 ↓	5 7 ↓	5 7 ↓	5 7 ↓	5 7 ↓	5 7 →	5 8 →	5 8 →	5 9 →	5 9 →	5 9 →	3 9 →	5 9 →	6 9 ↑
Houston Pilots C - 25/26	10 15 ↓	9 14 ↓	9 13 ↓	8 12 ↓	8 12 ↓	7 10 ↓	7 9 ↓	6 8 ↓	6 8 ↓	6 8 ↓	6 8 ↓	5 7 ↓	5 7 ↓	5 7 ↓	5 7 ↓	5 7 →	5 8 →	6 8 →	6 9 →	5 9 →	5 9 →	5 8 →	5 8 →	6 9 ↑
Houston Pilots B - 11/12	9 15 ↓	8 14 ↓	8 13 ↓	8 12 ↓	7 13 ↓	7 10 ↓	6 10 ↓	6 9 ↓	6 8 ↓	6 8 ↓	6 8 ↓	5 7 ↓	5 7 ↓	5 7 ↓	5 7 ↓	5 7 →	5 8 →	6 8 →	6 9 →	6 9 →	5 9 →	5 8 →	5 8 →	5 8 ↑
Houston Pilots A - 1 & 2 Bravo	10 16 ↓	10 16 ↓	10 15 ↓	10 15 ↓	9 13 ↓	8 13 ↓	8 12 ↓	8 12 ↓	8 10 ↓	7 10 ↓	7 10 ↓	6 9 ↓	6 8 ↓	6 8 ↓	6 8 ↓	6 8 →	6 9 →	6 9 →	6 9 →	6 9 →	5 9 →	3 8 →	5 8 →	5 8 ↑

NOTE: This is automated data that may/may not agree with the official BAM thinking that's found on the daily slides.
This data should be used as a guide only.

Houston Pilots: TUE. 12/30/2025

Forecast Discussion

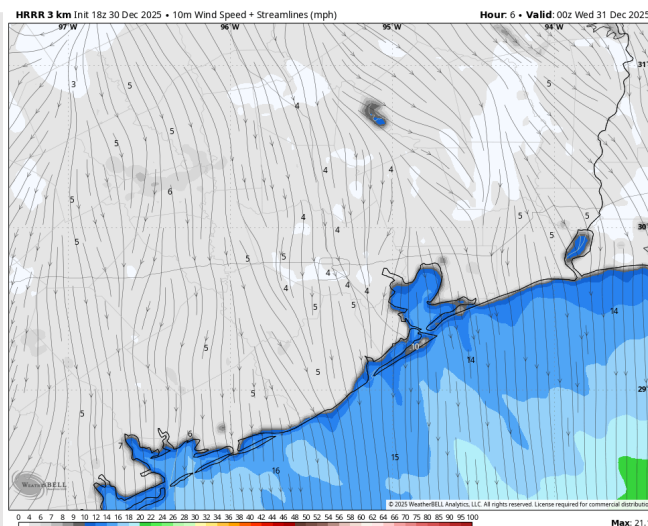
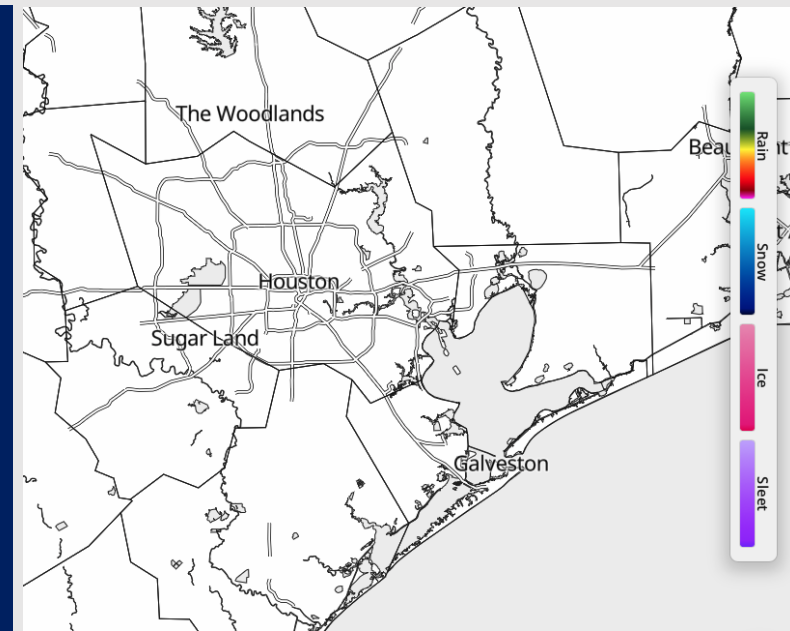
Precip: Dry conditions favored the rest of the day.

Wind: Winds will be generally out of the N. **N of Morgan's Point:** Winds of 3 – 8 kts. **S of Morgan's Point:** Winds of 8 – 13 kts.

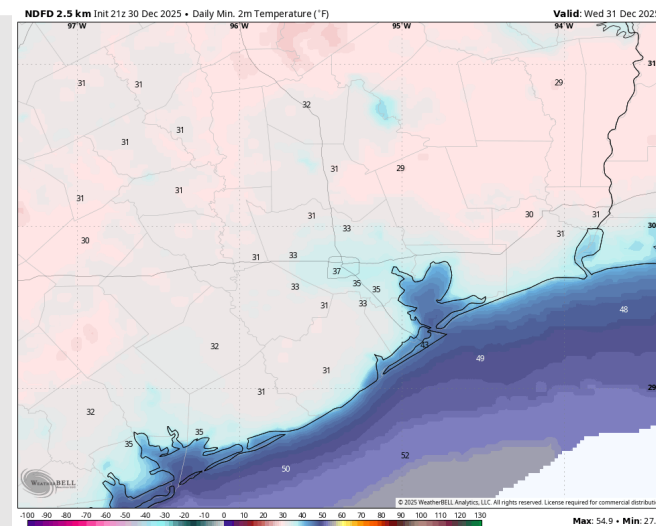
Low Temps: **N of Morgan's Point:** Mid 30s F. **S of Morgan's Point:** Low 40s F.

Visibility: No visibility concerns today.

Precip Image: 8 PM CT



Wind Speed:
6 PM CT



Low Temps
WED AM

Houston Pilots: WED. 12/31/2025

Forecast Discussion

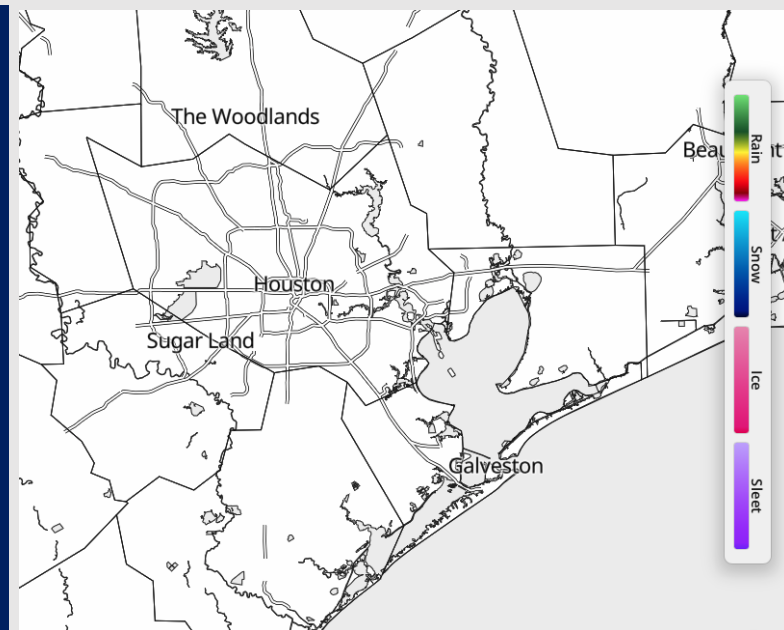
Precip: Dry conditions favored for Wednesday.

Wind: Winds primarily out of the W through 5 PM, turning to out of the SW thereafter. **N of Morgan's Point:** Winds of 3 – 8 kts through the day. **S of Morgan's Point:** Winds of 3 – 8 kts through 6 PM, increasing slightly to 8 – 13 kts. **A few gusts to 20 kts after 6 PM for Stations S of Morgan's Point.**

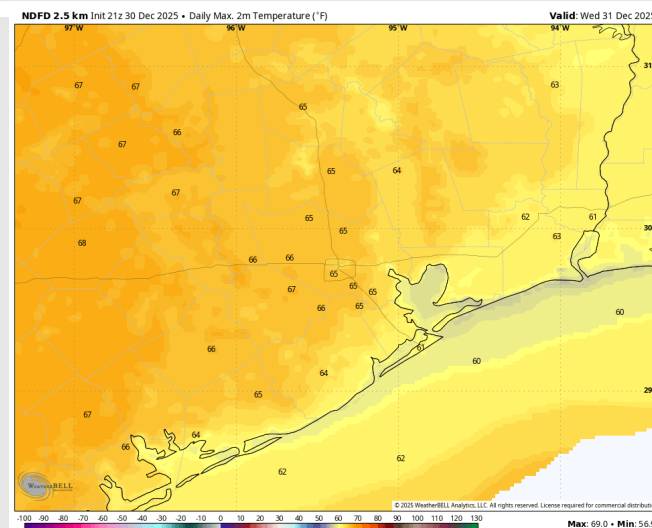
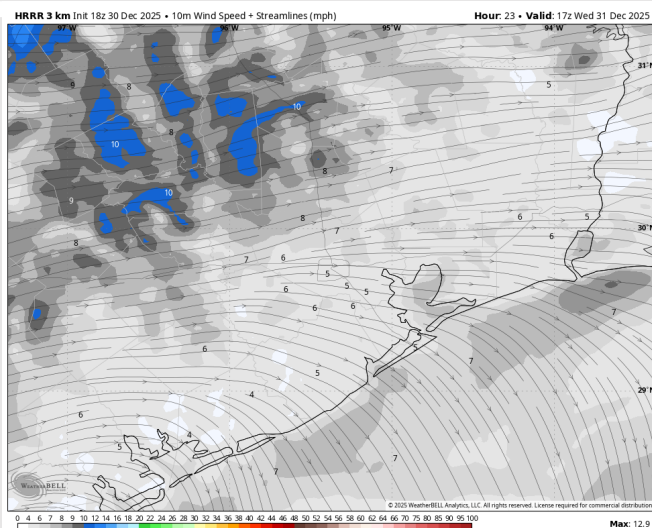
High Temps: **N of Morgan's Point:** Mid 60s F. **S of Morgan's Point:** Low 60s F.

Visibility: No visibility concerns for Wednesday.

Precip Image: 12 PM CT



Wind Speed:
11 AM CT



High Temps
WED

Houston Pilots: THU. 01/01/2026

Forecast Discussion

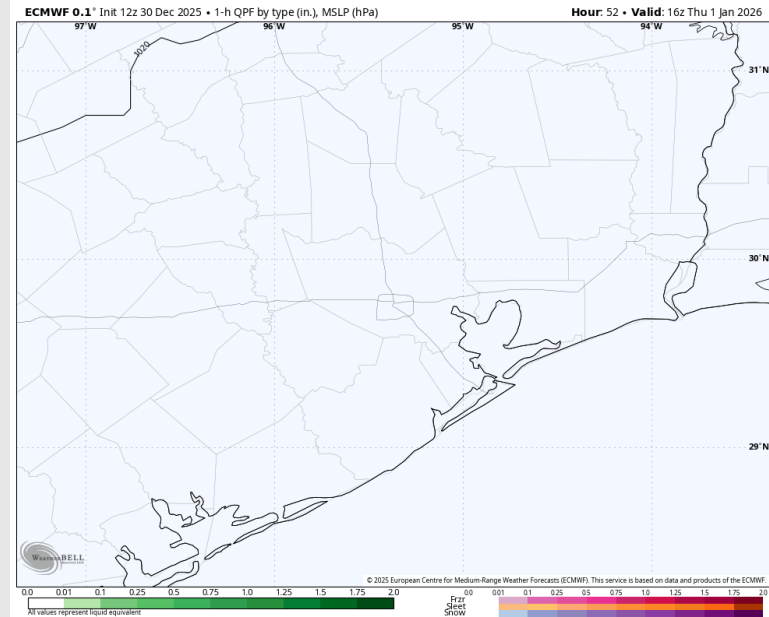
Precip: Dry conditions favored.

Wind: Winds will be generally out of the SW. **N of Morgan's Point:** Winds of 4 – 9 kts. **S of Morgan's Point:** Winds of 8 – 13 kts. **A few gusts to 20 kts after 5PM, mainly for Stations S of Morgan's Point.**

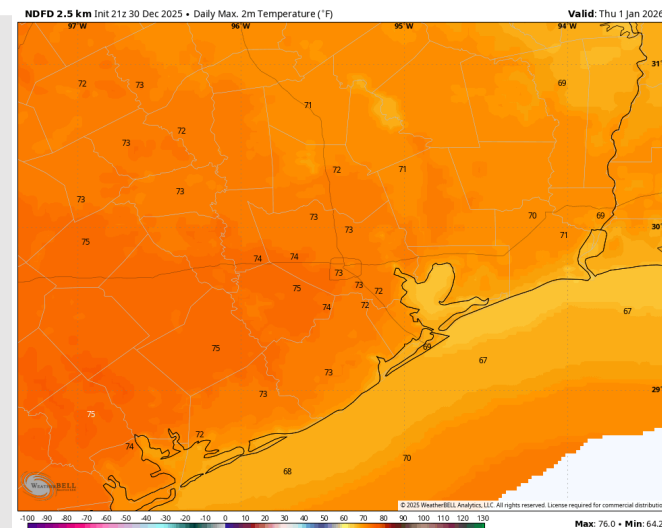
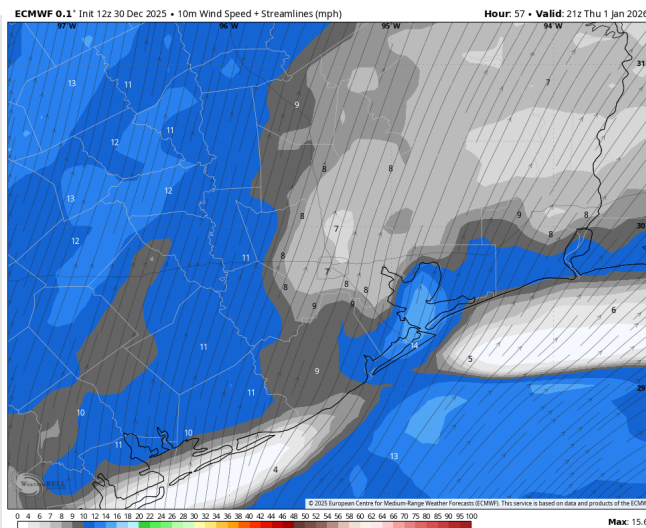
High Temps: **N of Morgan's Point:** Low 70s F. **S of Morgan's Point:** Upper 60s F.

Visibility: No fog is favored Thursday.

Precip Image: 10 AM CT



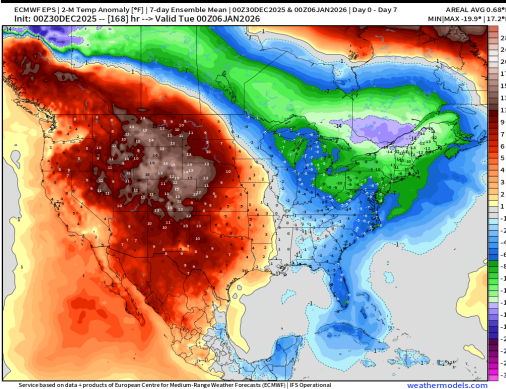
Wind Speed:
3 PM CT



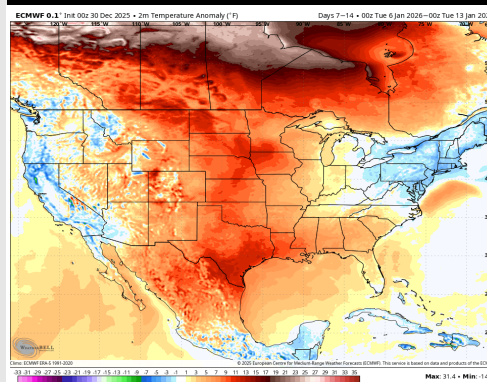
High Temps
THU

Houston Pilots: 12/30/2025

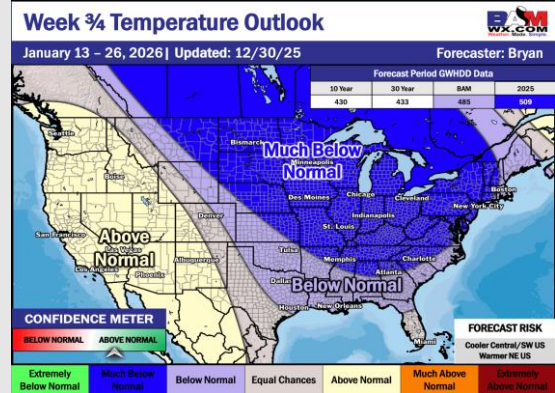
Next 7 Day Temperature Departure



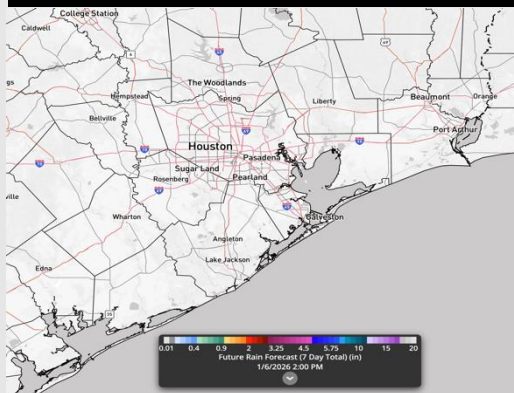
8-14 Day Temperature Departure



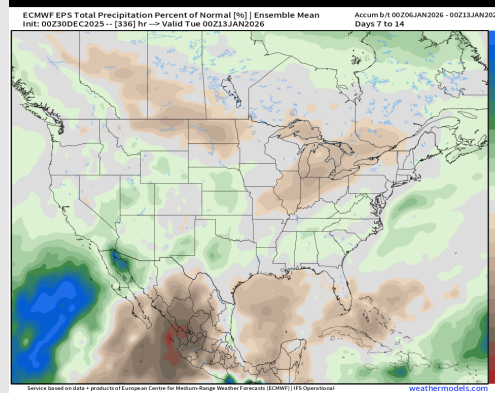
15-30 Day Temperature Departure



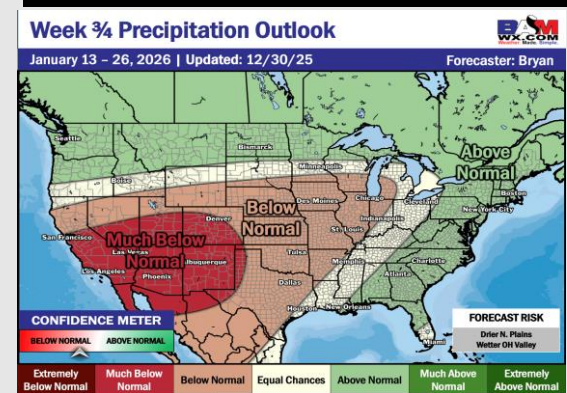
Next 7 Day Total Precipitation



8-14 Day % of Average Precip.



15-30 Day % of Average Precip.



- Above normal temps are favored over the next 7 days, with minimal / isolated rain chances over the next 7 days.
- Above normal temperatures and near normal rainfall favored in the Week 2 timeframe.
- Below normal temperatures and near normal rainfall expected for mid January.