

Houston Pilots Forecast Package



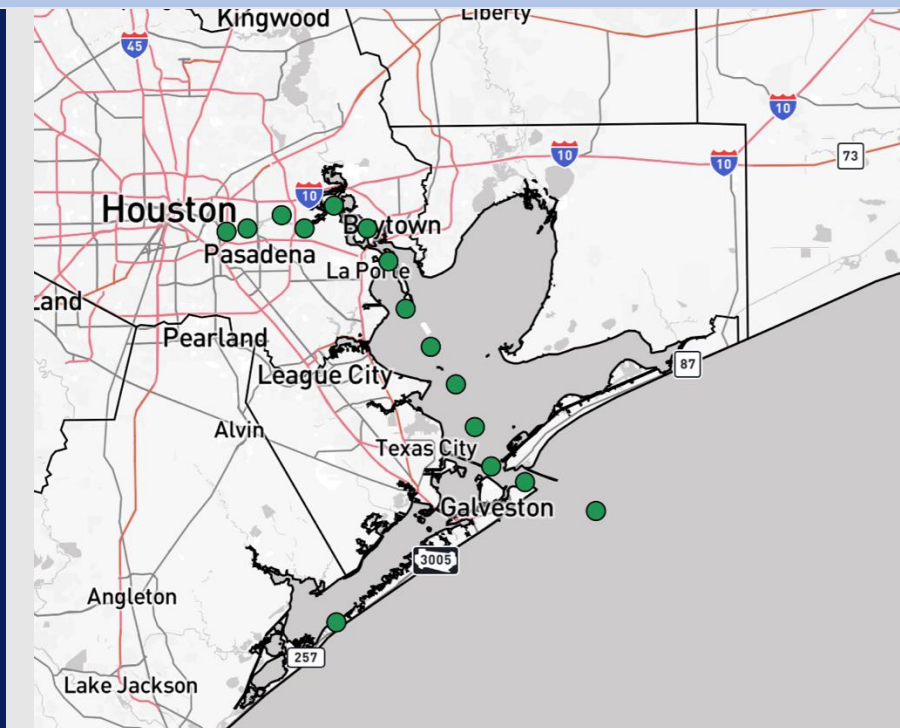
Updated: 7:50 PM CT

Friday, December 5, 2025

Forecaster: Noah Began

Weather Headlines

- Dry conditions favored over the next 72 hours.
- Wind gusts up to 40+ kts will be possible for Stations S of Morgan's Point after 7PM Sunday.
- Patchy fog will be in play for ALL stations between 12 AM this evening and 1 PM Sunday.



Current Radar: 7:45 PM CT

As always, please do not hesitate to reach out to us with any forecast questions at [\(317\)-560-8122](tel:317-560-8122). Press 1 for forecast questions.

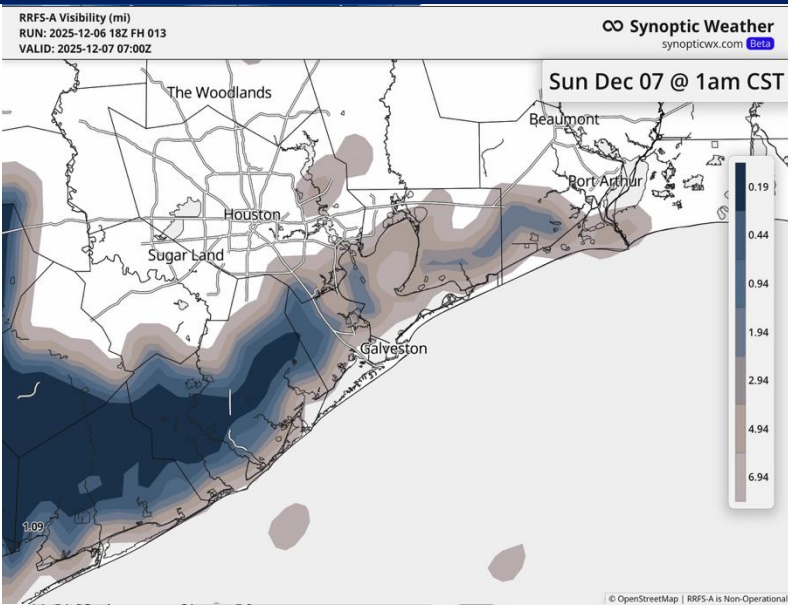


You can also access real-time forecast updates and 24/7 meteorological chat assistance on your [Clarity](#) app.

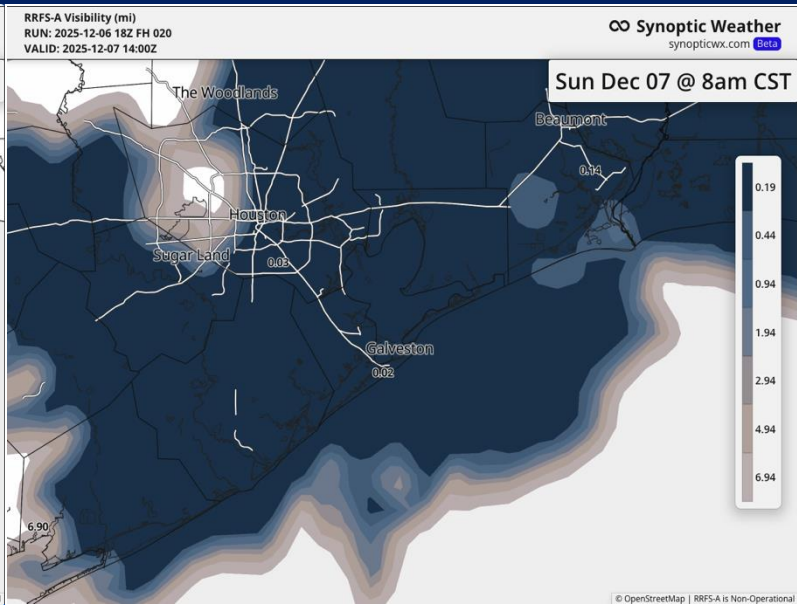
Houston Pilots Visibility Report




1 AM CT SUN VISIBILITY



8 AM CT SUN VISIBILITY



Confidence



TIMEFRAME DISCUSSED	THREAT
12 AM SUN - 1 PM SUN	High

A patchy fog risk will be in play for ALL Stations, including the Boarding Station tonight through tomorrow (Sunday) afternoon.

Patchy areas can see visibilities <0.5 miles during the window of 12 AM – 1 PM. Fog will likely dissipate North of Morgan’s Point by 10 AM, while fog continues South of Morgan’s Point through 1 PM.

Dense fog will be most widespread from 3AM – 10AM.

Houston Pilots Extended Range Visibility Report



Tuesday 12/09/25

No fog is favored Tuesday.

Forecast Confidence



Thursday 12/11/25

No fog is favored Thursday.

Forecast Confidence



Wednesday 12/10/25

No fog is favored Wednesday.

Forecast Confidence



Chance for Fog

Tuesday AM	Unlikely
Tuesday PM	Unlikely
Wednesday AM	Unlikely
Wednesday PM	Unlikely
Thursday AM	Unlikely
Thursday PM	Unlikely

Houston Pilots Visibility Chart (miles)



Wind	Sat 4 pm	Sat 5 pm	Sat 6 pm	Sat 7 pm	Sat 8 pm	Sat 9 pm	Sat 10 pm	Sat 11 pm	Sun 12 am	Sun 1 am	Sun 2 am	Sun 3 am	Sun 4 am	Sun 5 am	Sun 6 am	Sun 7 am	Sun 8 am	Sun 9 am	Sun 10 am	Sun 11 am	Sun 12 pm	Sun 1 pm	Sun 2 pm	Sun 3 pm
Houston Pilots N - 610 Bridge	5 ↗	5 ↗	6 ↗	6 ↗	5 ↗	3 ↗	3 ↗	3 ↗	3 ↗	3 ↗	3 ↗	3 ↗	3 ↗	3 ↗	2 ↗	2 ↗	3 ↗	3 ↗	3 ↗	6 ↗	6 ↗	7 ↗	8 ↗	8 ↗
Houston Pilots M - Kinder 1	5 ↗	6 ↗	6 ↗	6 ↗	5 ↗	3 ↗	3 ↗	3 ↗	3 ↗	3 ↗	3 ↗	3 ↗	3 ↗	2 ↗	2 ↗	2 ↗	3 ↗	3 ↗	3 ↗	6 ↗	6 ↗	7 ↗	7 ↗	8 ↗
Houston Pilots L - Greens Bayou	5 ↗	5 ↗	6 ↗	6 ↗	5 ↗	3 ↗	3 ↗	3 ↗	3 ↗	3 ↗	3 ↗	3 ↗	3 ↗	2 ↗	2 ↗	2 ↗	3 ↗	3 ↗	3 ↗	6 ↗	6 ↗	6 ↗	7 ↗	8 ↗
Houston Pilots K - Shell Crude	5 ↗	6 ↗	6 ↗	6 ↗	5 ↗	3 ↗	3 ↗	3 ↗	3 ↗	3 ↗	3 ↗	3 ↗	3 ↗	2 ↗	2 ↗	2 ↗	3 ↗	3 ↗	3 ↗	6 ↗	6 ↗	6 ↗	7 ↗	8 ↗
Houston Pilots J - Lynchburg Ferries	3 ↗	5 ↗	6 ↗	6 ↗	5 ↗	3 ↗	3 ↗	3 ↗	3 ↗	3 ↗	3 ↗	3 ↗	2 ↗	2 ↗	2 ↗	2 ↗	3 ↗	3 ↗	3 ↗	5 ↗	6 ↗	6 ↗	7 ↗	8 ↗
Houston Pilots I - Exxon 3	6 ↗	7 ↗	7 ↗	8 ↗	8 ↗	7 ↗	7 ↗	7 ↗	7 ↗	7 ↗	6 ↗	6 ↗	6 ↗	5 ↗	5 ↗	5 ↗	5 ↗	5 ↗	6 ↗	6 ↗	6 ↗	7 ↗	8 ↗	9 ↗
Houston Pilots H - Morgans Point	6 ↗	7 ↗	7 ↗	8 ↗	8 ↗	7 ↗	7 ↗	7 ↗	7 ↗	7 ↗	6 ↗	6 ↗	6 ↗	5 ↗	5 ↗	5 ↗	5 ↗	5 ↗	6 ↗	6 ↗	6 ↗	7 ↗	8 ↗	8 ↗
Houston Pilots G - 75/76	6 ↗	6 ↗	8 ↗	8 ↗	8 ↗	8 ↗	8 ↗	8 ↗	8 ↗	8 ↗	7 ↗	7 ↗	6 ↗	6 ↗	6 ↗	6 ↗	6 ↗	6 ↗	6 ↗	6 ↗	6 ↗	7 ↗	7 ↗	8 ↗
Houston Pilots F - 63/64	5 ↗	6 ↗	7 ↗	8 ↗	8 ↗	8 ↗	8 ↗	8 ↗	8 ↗	8 ↗	7 ↗	7 ↗	6 ↗	6 ↗	6 ↗	6 ↗	6 ↗	6 ↗	6 ↗	6 ↗	6 ↗	6 ↗	7 ↗	8 ↗
Houston Pilots E - 51/52	5 ↗	6 ↗	7 ↗	8 ↗	8 ↗	8 ↗	8 ↗	8 ↗	7 ↗	7 ↗	7 ↗	6 ↗	6 ↗	6 ↗	6 ↗	5 ↗	5 ↗	5 ↗	5 ↗	6 ↗	6 ↗	6 ↗	6 ↗	7 ↗
Houston Pilots D - 37/38	5 ↗	6 ↗	6 ↗	7 ↗	7 ↗	7 ↗	8 ↗	7 ↗	7 ↗	7 ↗	7 ↗	6 ↗	6 ↗	6 ↗	6 ↗	5 ↗	5 ↗	5 ↗	5 ↗	6 ↗	6 ↗	6 ↗	6 ↗	7 ↗
Houston Pilots C - 25/26	5 ↗	6 ↗	6 ↗	7 ↗	7 ↗	7 ↗	7 ↗	7 ↗	7 ↗	7 ↗	6 ↗	6 ↗	6 ↗	6 ↗	5 ↗	5 ↗	5 ↗	5 ↗	5 ↗	6 ↗	6 ↗	6 ↗	6 ↗	7 ↗
Houston Pilots B - 11/12	5 ↗	6 ↗	6 ↗	6 ↗	6 ↗	6 ↗	6 ↗	6 ↗	6 ↗	6 ↗	6 ↗	6 ↗	6 ↗	5 ↗	5 ↗	5 ↗	5 ↗	5 ↗	5 ↗	6 ↗	6 ↗	6 ↗	6 ↗	7 ↗
Houston Pilots A - 1 & 2 Bravo	5 ↗	6 ↗	6 ↗	7 ↗	7 ↗	7 ↗	8 ↗	8 ↗	8 ↗	8 ↗	7 ↗	7 ↗	7 ↗	6 ↗	6 ↗	6 ↗	6 ↗	6 ↗	6 ↗	6 ↗	6 ↗	6 ↗	6 ↗	6 ↗

NOTE: This is automated data that may/may not agree with the official BAM thinking that's found on the daily slides or special visibility report slides. This data should be used as a guide only

Houston Pilots Wind Chart



Forecast Confidence

Above
Normal



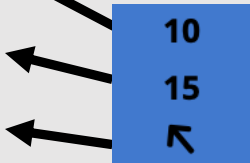
Below
Normal

Sustained Wind 10 Knots

Gusts 15 Knots

Wind from the SE

Example



Visibility	Sat 4 pm	Sat 5 pm	Sat 6 pm	Sat 7 pm	Sat 8 pm	Sat 9 pm	Sat 10 pm	Sat 11 pm	Sun 12 am	Sun 1 am	Sun 2 am	Sun 3 am	Sun 4 am	Sun 5 am	Sun 6 am	Sun 7 am	Sun 8 am	Sun 9 am	Sun 10 am	Sun 11 am	Sun 12 pm	Sun 1 pm	Sun 2 pm	Sun 3 pm
Houston Pilots N - 610 Bridge	10	10	10	10	10	9	6.9	4.9	4.9	4.9	2.9	0.5	0.5	0.5	0.2	0.2	0.2	0.3	0.5	3.9	5.9	9	10	10
Houston Pilots M - Kinder 1	10	10	10	10	10	9	6.9	4.9	6.9	4.9	2.9	1.1	0.5	0.5	0.2	0.2	0.2	0.3	0.5	3.9	5.9	10	10	10
Houston Pilots L - Greens Bayou	10	10	10	10	10	9	6.9	6.9	6.9	5.9	2.9	2.5	2	1.6	1.1	0.7	0.5	0.3	2.5	4.9	6.9	10	10	10
Houston Pilots K - Shell Crude	10	10	10	10	10	9	6.9	6.9	6.9	5.9	2.9	2.5	2	1.6	1.1	0.7	0.5	0.3	2.5	4.9	6.9	10	10	10
Houston Pilots J - Lynchburg Ferries	10	10	10	10	10	9	6.9	6.9	6.9	5.9	2.9	2.5	2	1.6	1.1	1.1	0.5	0.3	2.5	4.9	6.9	10	10	10
Houston Pilots I - Exxon 3	10	10	10	10	10	9	6.9	6.9	6.9	5.9	2.9	2.5	2	1.6	1.1	0.7	0.5	0.3	2.5	4.9	6.9	10	10	10
Houston Pilots H - Morgans Point	10	10	10	10	10	8	6.9	5.9	6.9	5.9	2.9	2.5	2	1.6	1.1	0.7	0.5	0.3	2.5	4.9	6.9	10	10	10
Houston Pilots G - 75/76	10	10	10	10	9	8	6.9	4.9	3.9	3.9	2	2.5	2.5	1.1	1.1	0.7	0.5	0.3	2.5	3.9	6.9	9	9	9
Houston Pilots F - 63/64	10	10	10	10	9	6.9	6.9	4.9	3.9	3.9	2	2.5	2.9	1.1	1.1	0.7	0.5	0.3	2.5	3.9	5.9	9	9	9
Houston Pilots E - 51/52	10	10	10	10	8	6.9	6.9	4.9	3.9	3.9	3.9	3.9	4.9	0.7	0.7	1.6	0.5	0.3	0.5	3.9	4.9	6.9	9	9
Houston Pilots D - 37/38	10	10	10	9	8	6.9	6.9	4.9	3.9	3.9	3.9	3.9	4.9	0.7	0.7	1.6	0.5	0.3	0.5	3.9	4.9	6.9	9	9
Houston Pilots C - 25/26	10	10	10	9	8	6.9	6.9	4.9	3.9	3.9	3.9	3.9	4.9	1.1	1.6	1.6	0.7	0.3	2	3.9	4.9	6.9	9	9
Houston Pilots B - 11/12	10	10	10	9	8	6.9	6.9	4.9	3.9	3.9	3.9	3.9	4.9	1.6	1.6	1.6	1.1	0.3	2	3.9	4.9	6.9	9	9
Houston Pilots A - 1 & 2 Bravo	10	10	9	9	8	6.9	6.9	4.9	4.9	3.9	3.9	4.9	4.9	4.9	4.9	4.9	2.9	2	3.9	4.9	5.9	6.9	9	9

NOTE: This is automated data that may/may not agree with the official BAM thinking that's found on the daily slides.
This data should be used as a guide only.

Houston Pilots: SAT. 12/6/2025

Forecast Discussion

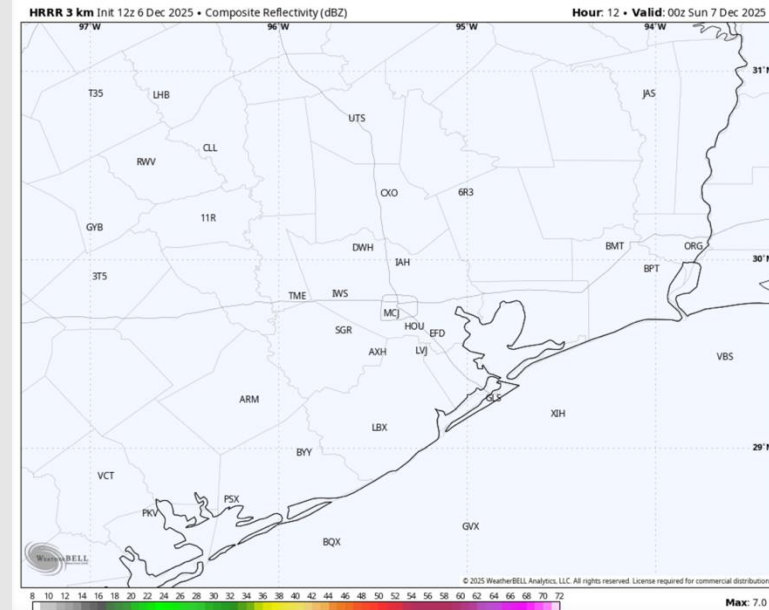
Precip: Dry conditions are favored this evening.

Wind: Winds will be out of the S/SE this evening. **N of Morgan's Point:** Winds will be at 3 – 8 kts for the entire day. **S of Morgan's Point:** Winds of up to 8 – 13 kts.

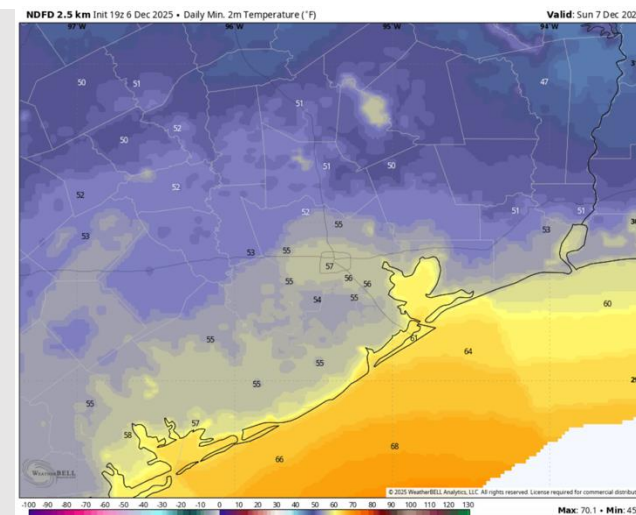
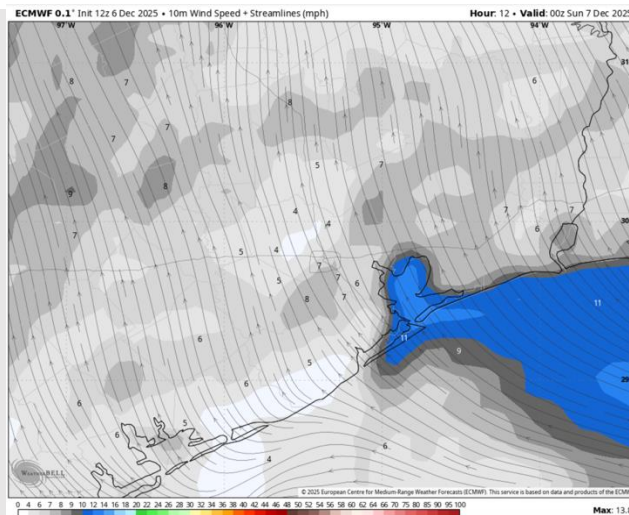
Low Temps: **N of Morgan's Point:** Mid 50s F. **S of Morgan's Point:** Low 60s F.

Visibility: Patchy fog will occur for **ALL** stations from **11PM** this evening through **11AM Sunday**.

Precip Image: 6 PM CT



Wind Speed:
6 PM CT



Low Temps
Tonight

Houston Pilots: SUN. 12/7/2025

Forecast Discussion

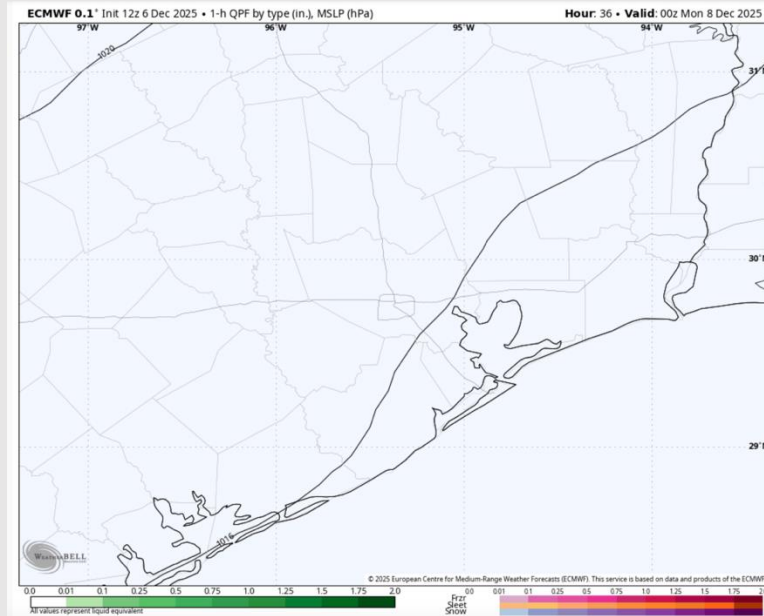
Precip: Favoring dry conditions Sunday.

Wind: Winds will slowly transition counterclockwise from the S to out of the N from 5AM to 5PM. **N of Morgan's Point:** Winds of 3 – 8 kts, increasing to 8 – 13 kts after 7PM. **S of Morgan's Point:** Winds of 1 – 6 kts, increasing to 22 – 27 kts after 10PM. **Wind gusts of 20 – 25 kts will be in play N of Morgan's Point after 7PM with gusts S of Morgan's Point at 35 – 40+ kts.**

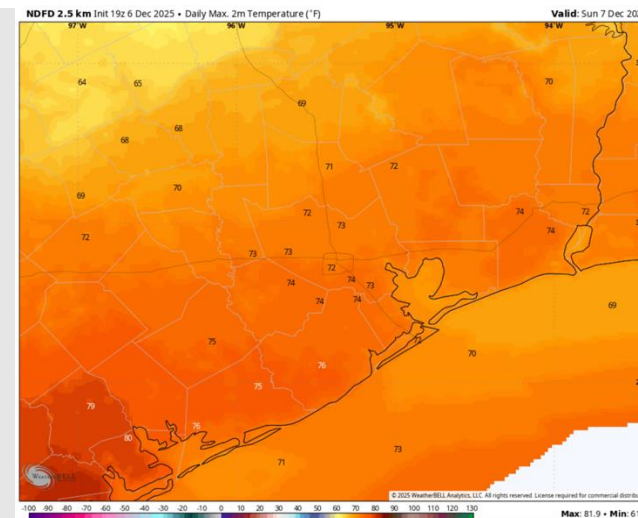
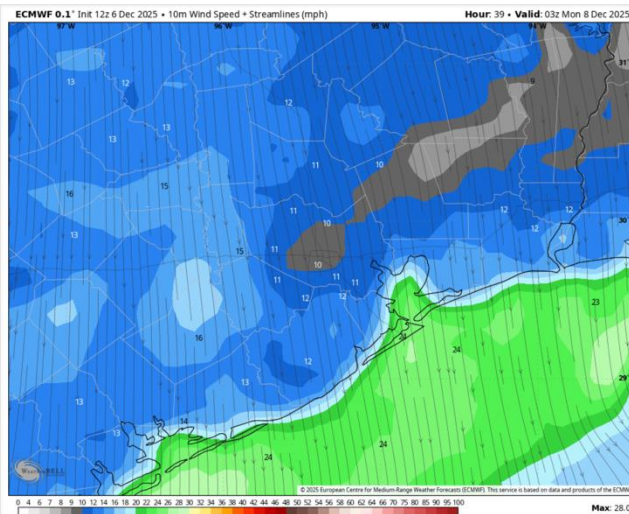
High Temps: **N of Morgan's Point:** Low 70s. **S of Morgan's Point:** Low 70s F

Visibility: Patchy fog will be possible through 11AM Sunday.

Precip Image: 6 PM CT



Wind Speed:
9 PM CT



High Temps
Sunday

Houston Pilots: MON. 12/8/2025

Forecast Discussion

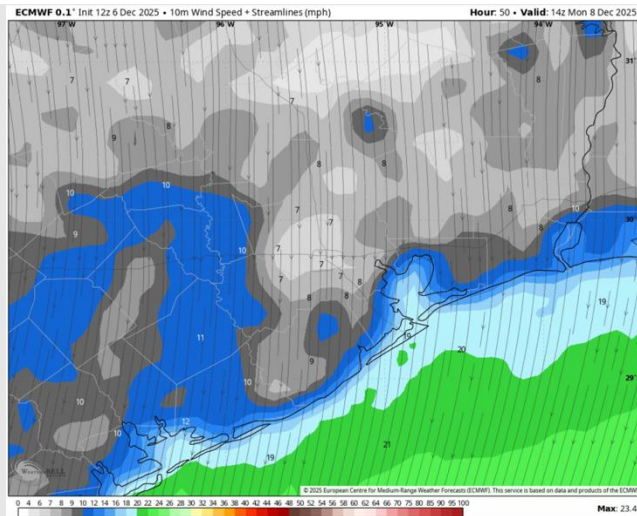
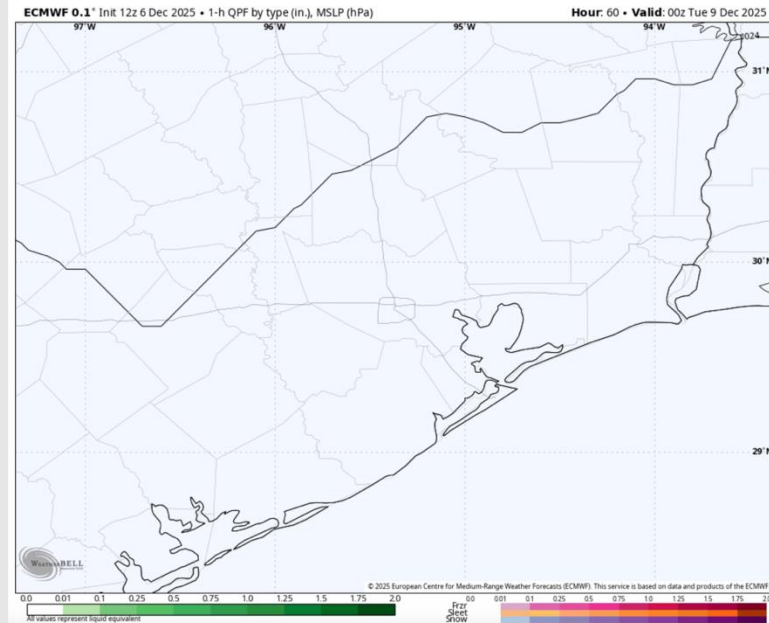
Precip: Dry Conditions favored Monday.

Wind: Winds will be out of the north for all of Monday. **N of Morgan's Point:** Winds of 3 – 8 kts. **S of Morgan's Point:** Winds will be at 18 – 23 kts through 10AM before weakening to 8 – 13 kts for the rest of the day. **Gusts of up to 25 kts will be possible for stations S of Morgan's point through 1PM Monday.**

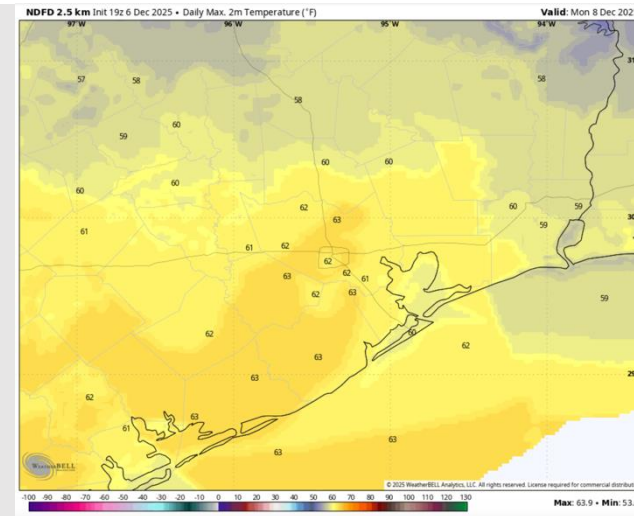
High Temps: **N of Morgan's Point:** Low 60s F. **S of Morgan's Point:** Low 60s F.

Visibility: No visibility concerns for Monday.

Precip Image: 6 PM CT



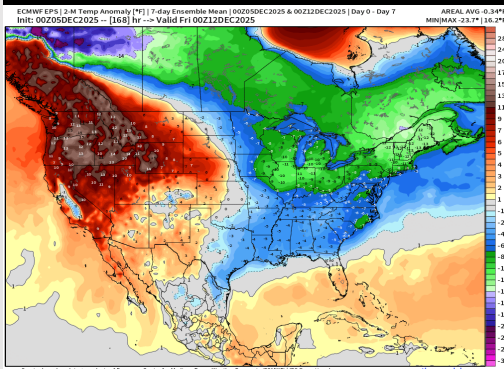
Wind Speed:
8 AM CT



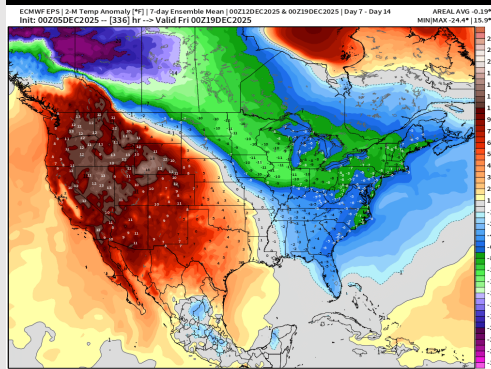
High Temps
Monday

Houston Pilots: 12/06/25

Next 7 Day Temperature Departure

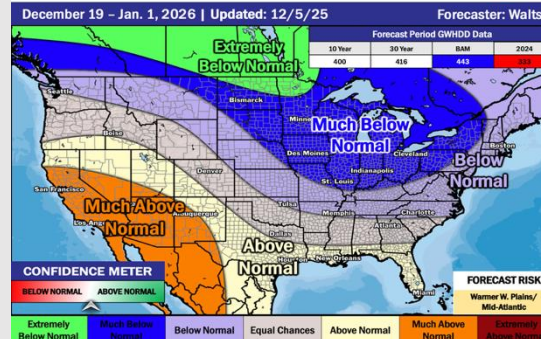


8-14 Day Temperature Departure

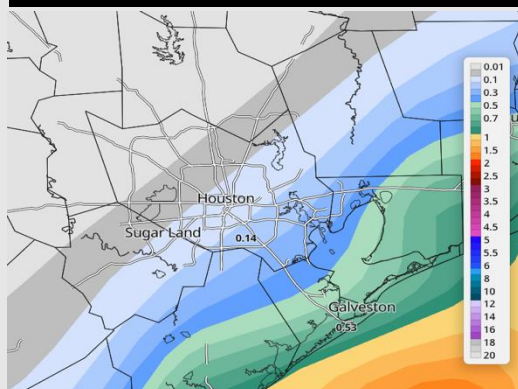


15-30 Day Temperature Departure

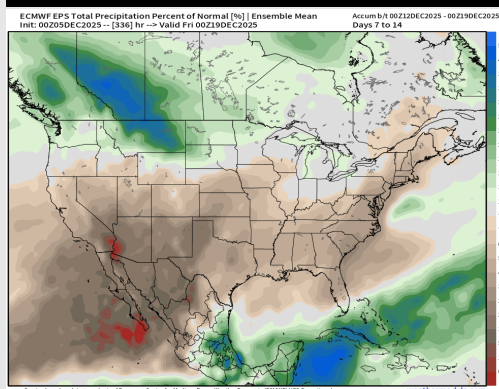
Week ¾ Temperature Outlook



Next 7 Day Total Precipitation

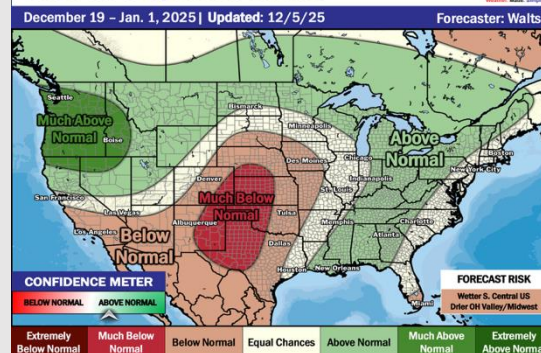


8-14 Day % of Average Precip.



15-30 Day % of Average Precip.

Week ¾ Precipitation Outlook



- Below normal temperatures are favored over the next 7 days, with a few chances of showers through the week.
- Above normal temperatures and below normal rainfall favored in the Week 2 timeframe.
- Above normal temperatures and near normal rainfall expected late December.