

# Houston Pilots Forecast Package



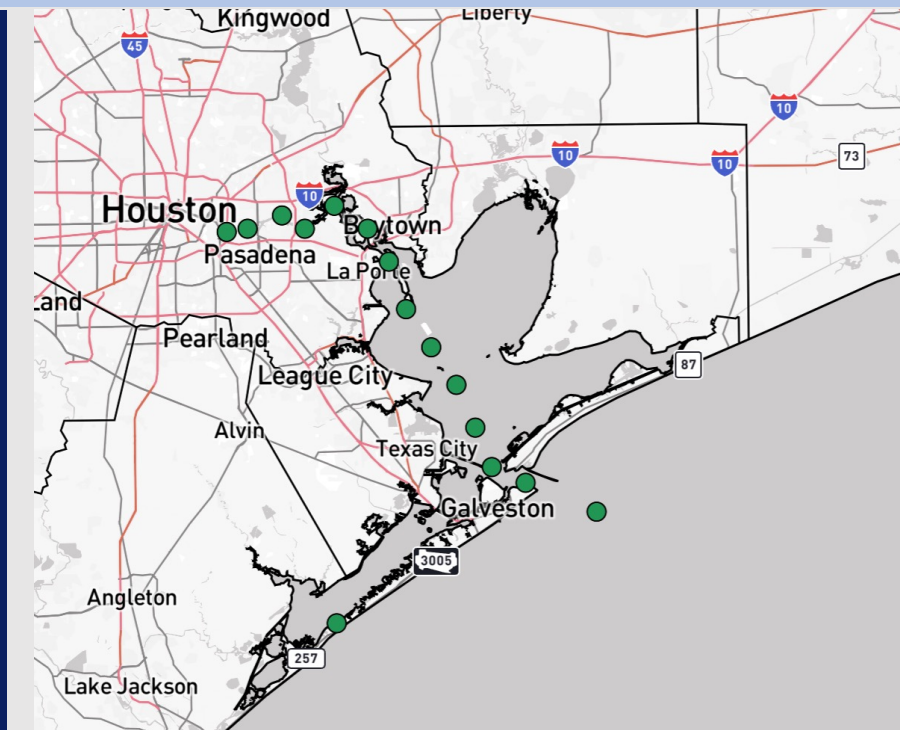
Updated: 2:40 PM CT

Friday, December 5, 2025

Forecaster: Jakeb Wagner

## Weather Headlines

- Dry conditions favored over the next 72 hours.
- Wind gusts up to 40+ kts will be possible for Stations S of Morgan's Point after 7PM Sunday.
- Patchy fog will be in play for ALL stations between 11PM this evening and 11AM Sunday.



Current Radar: 2:40 PM CT

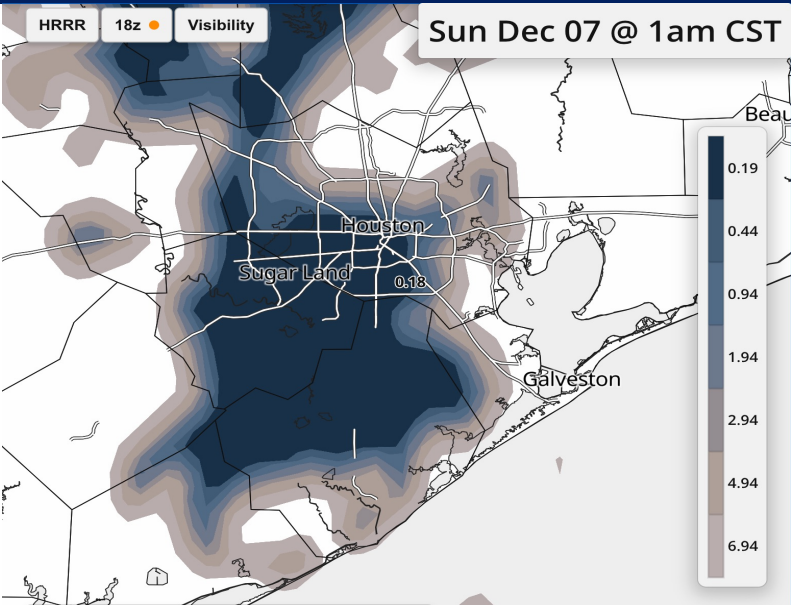
As always, please do not hesitate to reach out to us with any forecast questions at [\(317\)-560-8122](tel:3175608122). Press 1 for forecast questions.



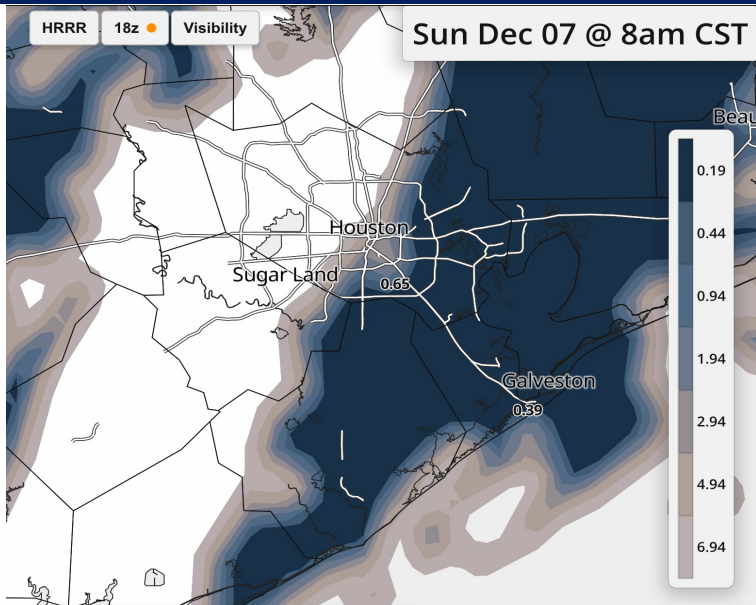
You can also access real-time forecast updates and 24/7 meteorological chat assistance on your [Clarity](#) app.

# Houston Pilots Visibility Report

## 1 AM CT SUN VISIBILITY



## 8 AM CT SUN VISIBILITY



## Confidence

Above  
Normal

Below  
Normal

TIMEFRAME  
DISCUSSED

THREAT

11PM SAT - 11 AM SUN

High

A patchy fog risk will be in play for ALL Stations.

Patchy areas can see visibilities <0.5 miles during the window of 11PM – 11AM, with the risk being greatest for **ALL Stations**.

Best potential to see patchy fog will be from 3AM – 10AM.

Confidence has increased in terms of locations and coverage.

# Houston Pilots Extended Range Visibility Report



**Tuesday 12/09/25**

No fog is favored Tuesday.

## Forecast Confidence



**Thursday 12/11/25**

No fog is favored Thursday.

## Forecast Confidence



**Wednesday 12/10/25**

No fog is favored Wednesday.

## Forecast Confidence



## Chance for Fog

Tuesday AM	Unlikely
Tuesday PM	Unlikely
Wednesday AM	Unlikely
Wednesday PM	Unlikely
Thursday AM	Unlikely
Thursday PM	Unlikely

# Houston Pilots Visibility Chart (miles)



Wind	Sat 4 pm	Sat 5 pm	Sat 6 pm	Sat 7 pm	Sat 8 pm	Sat 9 pm	Sat 10 pm	Sat 11 pm	Sun 12 am	Sun 1 am	Sun 2 am	Sun 3 am	Sun 4 am	Sun 5 am	Sun 6 am	Sun 7 am	Sun 8 am	Sun 9 am	Sun 10 am	Sun 11 am	Sun 12 pm	Sun 1 pm	Sun 2 pm	Sun 3 pm
Houston Pilots N - 610 Bridge	5 ↕	5 ↕	6 ↕	6 ↕	5 ↕	3 ↕	3 ↕	3 ↕	3 ↕	3 ↕	3 ↕	3 ↕	3 ↕	3 ↕	2 ↗	2 ↗	3 ↗	3 ↗	3 ↗	6 ↗	6 ↗	7 ↗	8 ↘	8 ↘
Houston Pilots M - Kinder 1	5 ↕	6 ↕	6 ↕	6 ↕	5 ↕	3 ↕	3 ↕	3 ↕	3 ↕	3 ↕	3 ↕	3 ↕	3 ↕	2 ↗	2 ↗	2 ↗	3 ↗	3 ↗	3 ↗	6 ↗	6 ↗	7 ↗	7 ↗	8 ↘
Houston Pilots L - Greens Bayou	5 ↕	5 ↕	6 ↕	6 ↕	5 ↕	3 ↕	3 ↕	3 ↕	3 ↕	3 ↕	3 ↕	3 ↕	3 ↕	2 ↗	2 ↗	2 ↗	3 ↗	3 ↗	3 ↗	6 ↗	6 ↗	6 ↗	7 ↗	8 ↘
Houston Pilots K - Shell Crude	5 ↕	6 ↕	6 ↕	6 ↕	5 ↕	3 ↕	3 ↕	3 ↕	3 ↕	3 ↕	3 ↕	3 ↕	3 ↕	2 ↗	2 ↗	2 ↗	3 ↗	3 ↗	3 ↗	6 ↗	6 ↗	6 ↗	7 ↗	8 ↘
Houston Pilots J - Lynchburg Ferries	3 ↕	5 ↕	6 ↕	6 ↕	5 ↕	3 ↕	3 ↕	3 ↕	3 ↕	3 ↕	3 ↕	3 ↕	2 ↗	2 ↗	2 ↗	2 ↗	3 ↗	3 ↗	3 ↗	5 ↗	6 ↗	6 ↗	7 ↗	8 ↘
Houston Pilots I - Exxon 3	6 ↕	7 ↕	7 ↕	8 ↕	8 ↕	7 ↕	7 ↕	7 ↕	7 ↕	7 ↕	6 ↕	6 ↕	6 ↕	5 ↕	5 ↕	5 ↕	5 ↕	5 ↕	6 ↕	6 ↕	6 ↕	7 ↕	8 ↕	9 ↕
Houston Pilots H - Morgans Point	6 ↕	7 ↕	7 ↕	8 ↕	8 ↕	7 ↕	7 ↕	7 ↕	7 ↕	7 ↕	6 ↕	6 ↕	6 ↕	5 ↕	5 ↕	5 ↕	5 ↕	5 ↕	6 ↕	6 ↕	6 ↕	7 ↕	8 ↕	8 ↕
Houston Pilots G - 75/76	6 ↕	6 ↕	8 ↕	8 ↕	8 ↕	8 ↕	8 ↕	8 ↕	8 ↕	8 ↕	7 ↕	7 ↕	6 ↕	6 ↕	6 ↕	6 ↕	6 ↕	6 ↕	6 ↕	6 ↕	6 ↕	7 ↕	7 ↕	8 ↕
Houston Pilots F - 63/64	5 ↕	6 ↕	7 ↕	8 ↕	8 ↕	8 ↕	8 ↕	8 ↕	8 ↕	8 ↕	7 ↕	7 ↕	6 ↕	6 ↕	6 ↕	6 ↕	6 ↕	6 ↕	6 ↕	6 ↕	6 ↕	6 ↕	7 ↕	8 ↕
Houston Pilots E - 51/52	5 ↕	6 ↕	7 ↕	8 ↕	8 ↕	8 ↕	8 ↕	8 ↕	7 ↕	7 ↕	7 ↕	6 ↕	6 ↕	6 ↕	6 ↕	5 ↕	5 ↕	5 ↕	5 ↕	6 ↕	6 ↕	6 ↕	6 ↕	7 ↕
Houston Pilots D - 37/38	5 ↕	6 ↕	6 ↕	7 ↕	7 ↕	7 ↕	8 ↕	7 ↕	7 ↕	7 ↕	7 ↕	6 ↕	6 ↕	6 ↕	5 ↕	5 ↕	5 ↕	5 ↕	5 ↕	6 ↕	6 ↕	6 ↕	6 ↕	7 ↕
Houston Pilots C - 25/26	5 ↕	6 ↕	6 ↕	7 ↕	7 ↕	7 ↕	8 ↕	7 ↕	7 ↕	7 ↕	7 ↕	6 ↕	6 ↕	6 ↕	5 ↕	5 ↕	5 ↕	5 ↕	5 ↕	6 ↕	6 ↕	6 ↕	6 ↕	7 ↕
Houston Pilots B - 11/12	5 ↕	6 ↕	6 ↕	6 ↕	6 ↕	6 ↕	6 ↕	6 ↕	6 ↕	6 ↕	6 ↕	6 ↕	6 ↕	6 ↕	5 ↕	5 ↕	5 ↕	5 ↕	5 ↕	6 ↕	6 ↕	6 ↕	6 ↕	7 ↕
Houston Pilots A - 1 & 2 Bravo	5 ↕	6 ↕	6 ↕	7 ↕	7 ↕	7 ↕	8 ↕	8 ↕	8 ↕	8 ↕	7 ↕	7 ↕	7 ↕	6 ↕	6 ↕	6 ↕	6 ↕	6 ↕	6 ↕	6 ↕	6 ↕	6 ↕	6 ↕	6 ↕

**NOTE:** This is automated data that may/may not agree with the official BAM thinking that's found on the daily slides or special visibility report slides. This data should be used as a guide only

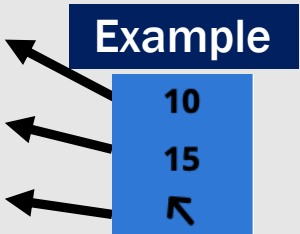
# Houston Pilots Wind Chart



Sustained Wind 10 Knots

Gusts 15 Knots

Wind from the SE



Visibility	Sat 4 pm	Sat 5 pm	Sat 6 pm	Sat 7 pm	Sat 8 pm	Sat 9 pm	Sat 10 pm	Sat 11 pm	Sun 12 am	Sun 1 am	Sun 2 am	Sun 3 am	Sun 4 am	Sun 5 am	Sun 6 am	Sun 7 am	Sun 8 am	Sun 9 am	Sun 10 am	Sun 11 am	Sun 12 pm	Sun 1 pm	Sun 2 pm	Sun 3 pm
Houston Pilots N - 610 Bridge	10	10	10	10	10	9	6.9	4.9	4.9	4.9	2.9	0.5	0.5	0.5	0.2	0.2	0.2	0.3	0.5	3.9	5.9	9	10	10
Houston Pilots M - Kinder 1	10	10	10	10	10	9	6.9	4.9	6.9	4.9	2.9	1.1	0.5	0.5	0.2	0.2	0.2	0.3	0.5	3.9	5.9	10	10	10
Houston Pilots L - Greens Bayou	10	10	10	10	10	9	6.9	6.9	6.9	5.9	2.9	2.5	2	1.6	1.1	0.7	0.5	0.3	2.5	4.9	6.9	10	10	10
Houston Pilots K - Shell Crude	10	10	10	10	10	9	6.9	6.9	6.9	5.9	2.9	2.5	2	1.6	1.1	0.7	0.5	0.3	2.5	4.9	6.9	10	10	10
Houston Pilots J - Lynchburg Ferries	10	10	10	10	10	9	6.9	6.9	6.9	5.9	2.9	2.5	2	1.6	1.1	1.1	0.5	0.3	2.5	4.9	6.9	10	10	10
Houston Pilots I - Exxon 3	10	10	10	10	10	9	6.9	6.9	6.9	5.9	2.9	2.5	2	1.6	1.1	0.7	0.5	0.3	2.5	4.9	6.9	10	10	10
Houston Pilots H - Morgans Point	10	10	10	10	10	8	6.9	5.9	6.9	5.9	2.9	2.5	2	1.6	1.1	0.7	0.5	0.3	2.5	4.9	6.9	10	10	10
Houston Pilots G - 75/76	10	10	10	10	9	8	6.9	4.9	3.9	3.9	2	2.5	2.5	1.1	1.1	0.7	0.5	0.3	2.5	3.9	6.9	9	9	9
Houston Pilots F - 63/64	10	10	10	10	9	6.9	6.9	4.9	3.9	3.9	2	2.5	2.9	1.1	1.1	0.7	0.5	0.3	2.5	3.9	5.9	9	9	9
Houston Pilots E - 51/52	10	10	10	10	8	6.9	6.9	4.9	3.9	3.9	3.9	3.9	4.9	0.7	0.7	1.6	0.5	0.3	0.5	3.9	4.9	6.9	9	9
Houston Pilots D - 37/38	10	10	10	9	8	6.9	6.9	4.9	3.9	3.9	3.9	3.9	4.9	0.7	0.7	1.6	0.5	0.3	0.5	3.9	4.9	6.9	9	9
Houston Pilots C - 25/26	10	10	10	9	8	6.9	6.9	4.9	3.9	3.9	3.9	3.9	4.9	1.1	1.6	1.6	0.7	0.3	2	3.9	4.9	6.9	9	9
Houston Pilots B - 11/12	10	10	10	9	8	6.9	6.9	4.9	3.9	3.9	3.9	3.9	4.9	1.6	1.6	1.6	1.1	0.3	2	3.9	4.9	6.9	9	9
Houston Pilots A - 1 & 2 Bravo	10	10	9	9	8	6.9	6.9	4.9	4.9	3.9	3.9	4.9	4.9	4.9	4.9	4.9	2.9	2	3.9	4.9	5.9	6.9	9	9

**NOTE: This is automated data that may/may not agree with the official BAM thinking that's found on the daily slides.**

**This data should be used as a guide only.**



# Houston Pilots: SAT. 12/6/2025

## Forecast Discussion

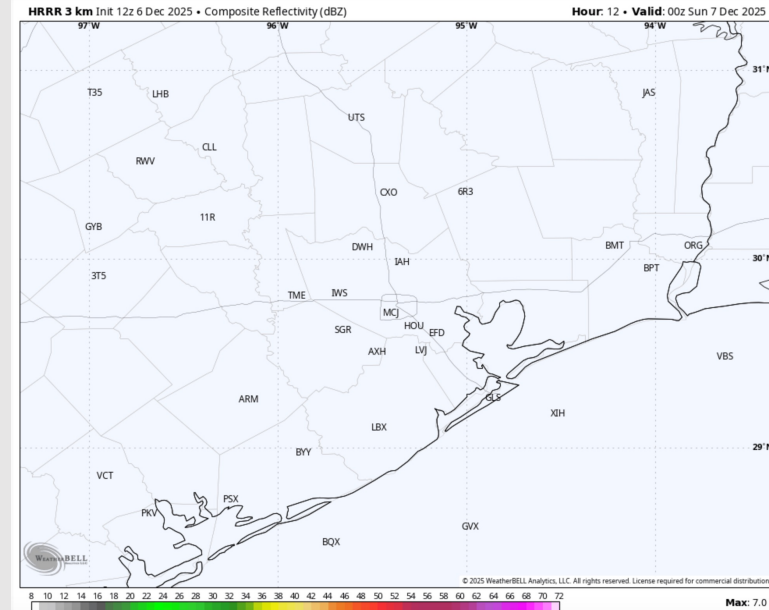
**Precip:** Dry conditions are favored this evening.

**Wind:** Winds will be out of the S/SE this evening. **N of Morgan's Point:** Winds will be at 3 – 8 kts for the entire day. **S of Morgan's Point:** Winds of up to 8 – 13 kts.

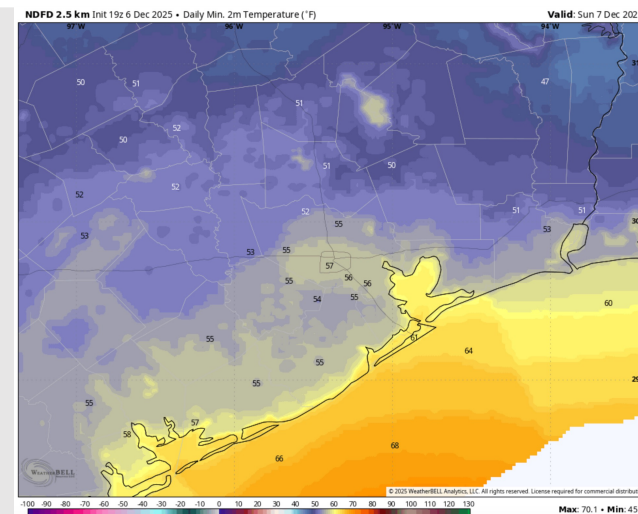
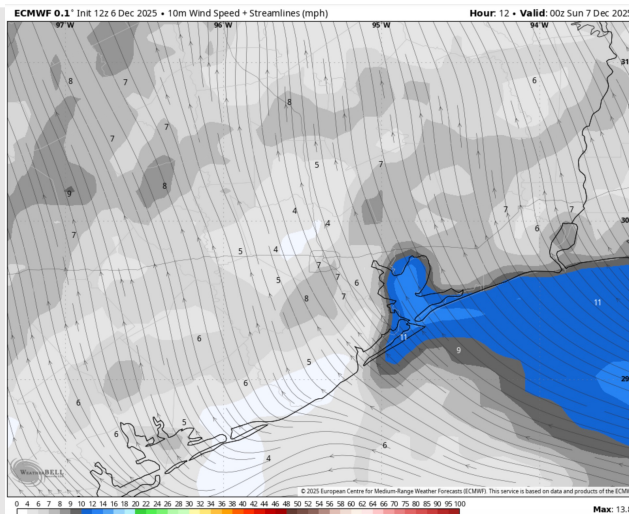
**Low Temps:** **N of Morgan's Point:** Mid 50s F. **S of Morgan's Point:** Low 60s F.

**Visibility:** Patchy fog will occur for **ALL** stations from **11PM** this evening through **11AM Sunday**.

## Precip Image: 6 PM CT



**Wind Speed:**  
6 PM CT



**Low Temps**  
**Tonight**

# Houston Pilots: SUN. 12/7/2025

## Forecast Discussion

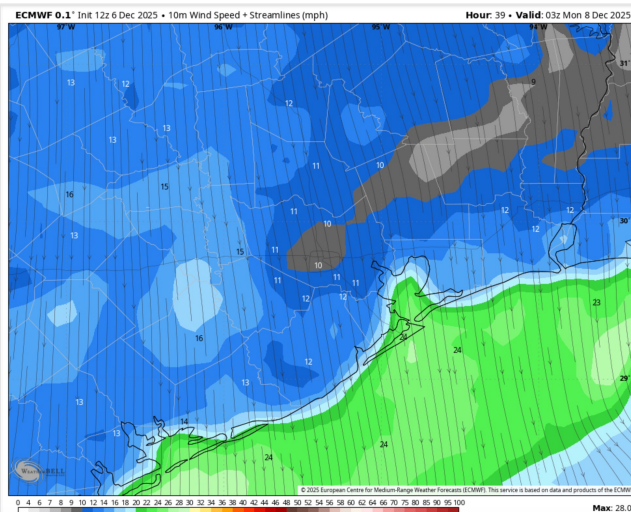
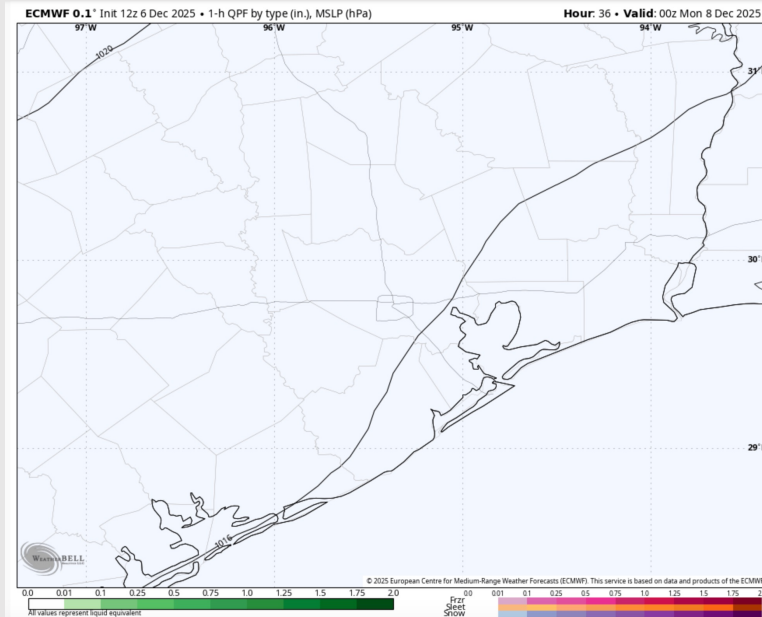
**Precip:** Favoring dry conditions Sunday.

**Wind:** Winds will slowly transition counterclockwise from the S to out of the N from 5AM to 5PM. **N of Morgan's Point:** Winds of 3 – 8 kts, increasing to 8 – 13 kts after 7PM. **S of Morgan's Point:** Winds of 1 – 6 kts, increasing to 22 – 27 kts after 10PM. **Wind gusts of 20 – 25 kts will be in play N of Morgan's Point after 7PM with gusts S of Morgan's Point at 35 – 40+ kts.**

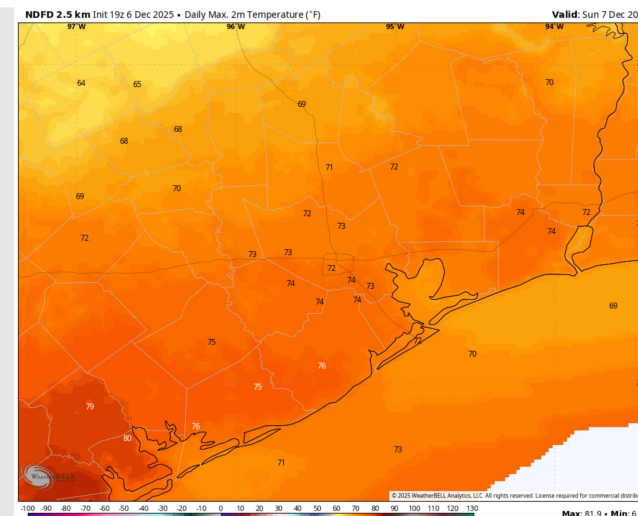
**High Temps:** **N of Morgan's Point:** Low 70s. **S of Morgan's Point:** Low 70s F

**Visibility:** Patchy fog will be possible through 11AM Sunday.

## Precip Image: 6 PM CT



**Wind Speed:**  
9 PM CT



**High Temps**  
**Sunday**

# Houston Pilots: MON. 12/8/2025

## Forecast Discussion

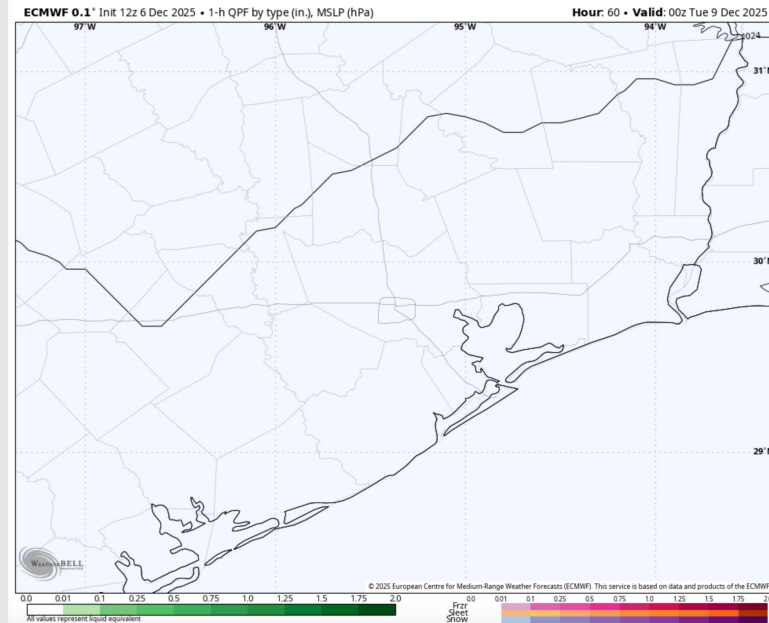
**Precip:** Dry Conditions favored Monday.

**Wind:** Winds will be out of the north for all of Monday. **N of Morgan's Point:** Winds of 3 – 8 kts. **S of Morgan's Point:** Winds will be at 18 – 23 kts through 10AM before weakening to 8 – 13 kts for the rest of the day. **Gusts of up to 25 kts will be possible for stations S of Morgan's point through 1PM Monday.**

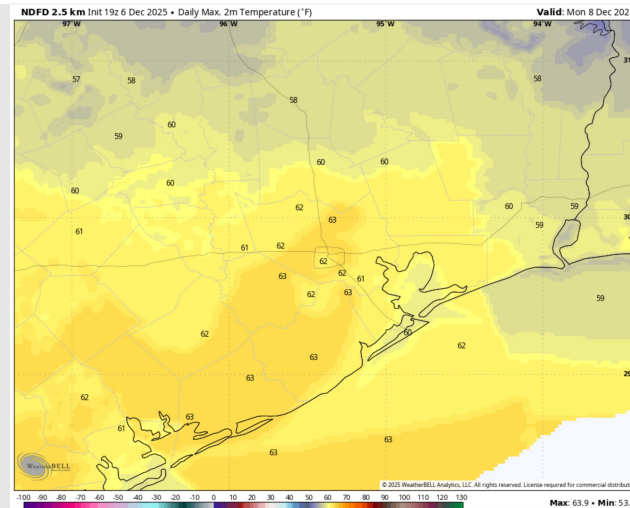
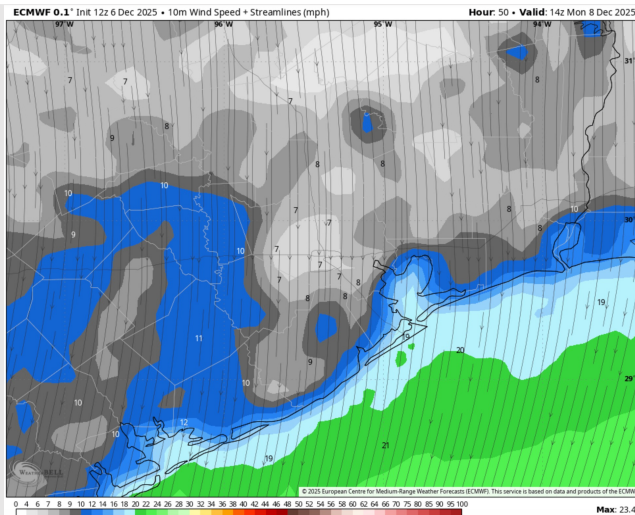
**High Temps:** **N of Morgan's Point:** Low 60s F. **S of Morgan's Point:** Low 60s F.

**Visibility:** No visibility concerns for Monday.

## Precip Image: 6 PM CT



**Wind Speed:**  
8 AM CT

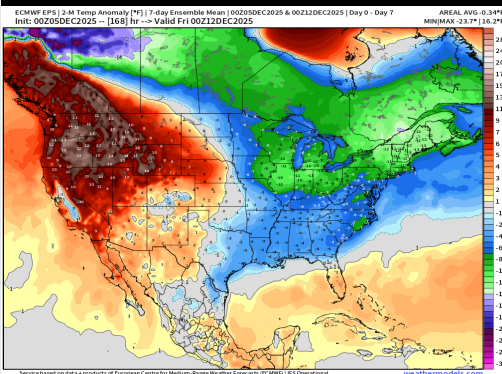


**High Temps**  
**Monday**

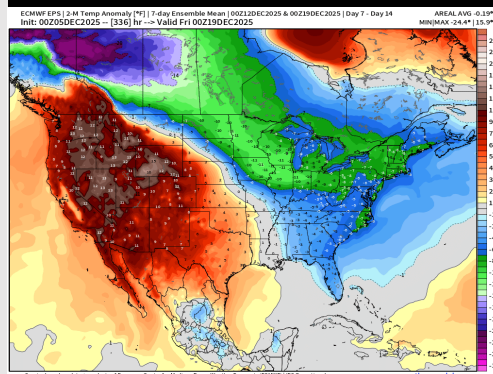


# Houston Pilots: 12/06/25

## Next 7 Day Temperature Departure

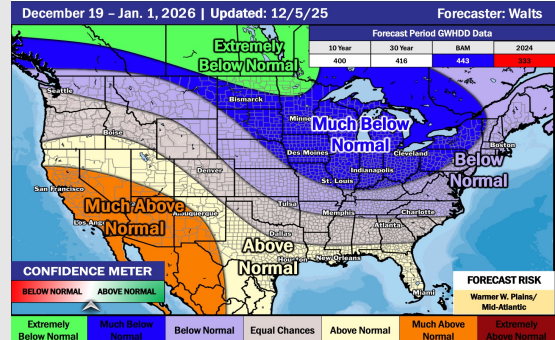


## 8-14 Day Temperature Departure

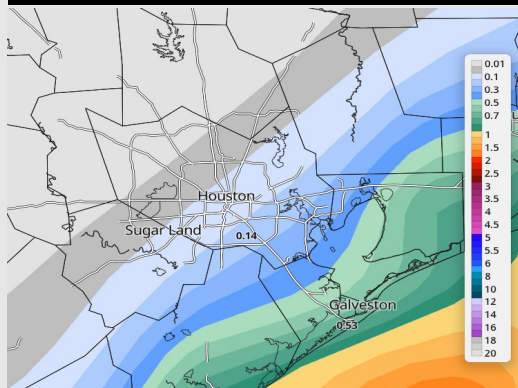


## 15-30 Day Temperature Departure

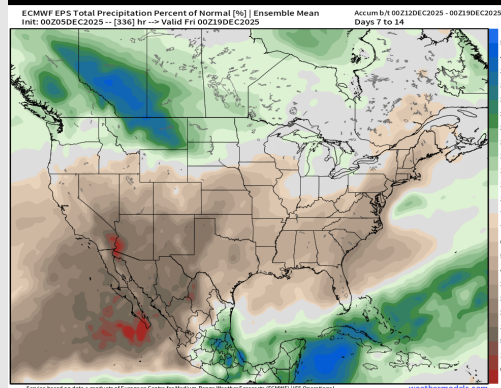
### Week ¾ Temperature Outlook



## Next 7 Day Total Precipitation

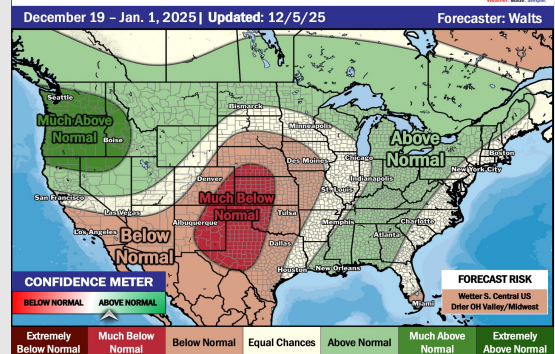


## 8-14 Day % of Average Precip.



## 15-30 Day % of Average Precip.

### Week ¾ Precipitation Outlook



- Below normal temperatures are favored over the next 7 days, with a few chances of showers through the week.
- Above normal temperatures and below normal rainfall favored in the Week 2 timeframe.
- Above normal temperatures and near normal rainfall expected late December.