

Houston Pilots Forecast Package



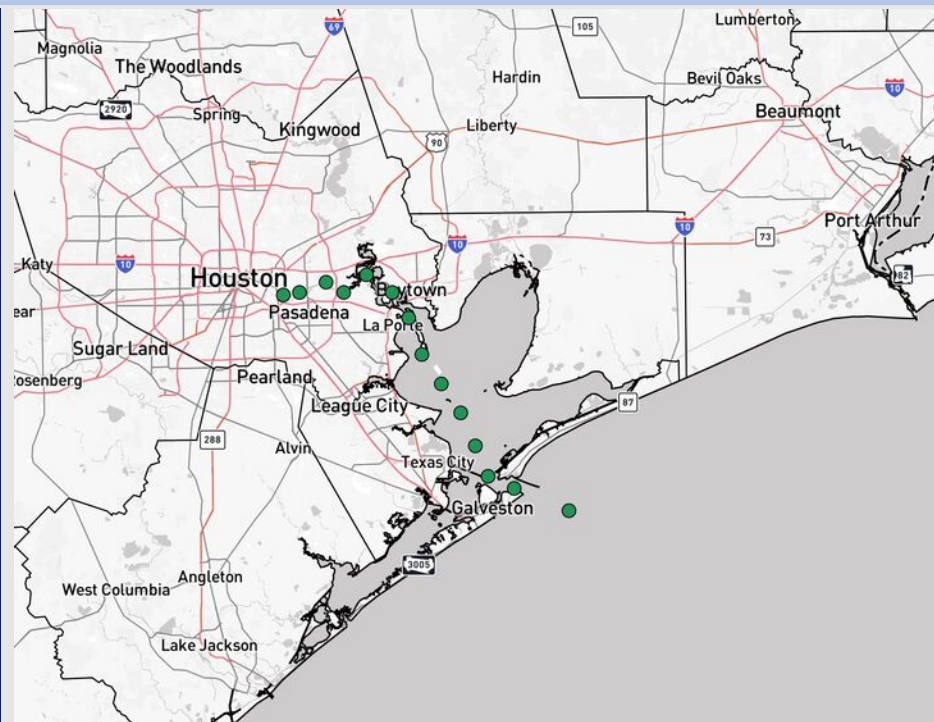
Updated: 8:30 PM CT

Wednesday, October 1, 2025

Forecaster: Sam Lang

Weather Headlines

- Isolated storms will be in play from 5 - 11PM tonight. Lightning will be a risk.
- **Gusty winds come into play FRI & SAT with gusts of 20 – 25 kts at times.**
- No tropical activity is favored in the Gulf over the next 7-10 days.



Current Radar: 8:25 PM CT

As always, please do not hesitate to reach out to us with any forecast questions at **(317)-560-8122**. Press 1 for forecast questions.

You can also access real-time forecast updates and 24/7 meteorological chat assistance on your **Clarity** app. Click [here](#) for login assistance.

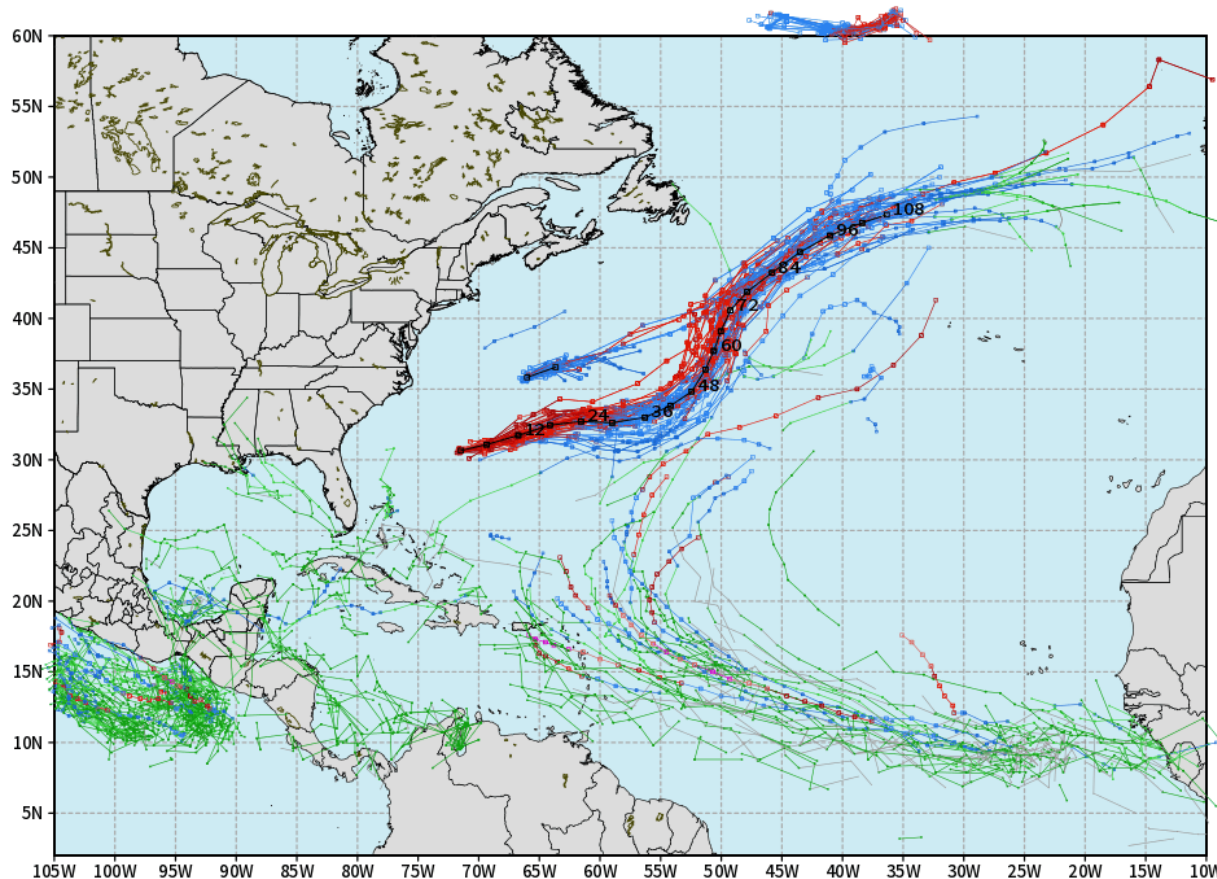


Houston Pilots Tropical Update

10-Day Tropical Outlook

ECMWF ATLANTIC EPS Cyclone Locations --> Next [10-days]
INIT: 12Z01OCT2025 --> UNTIL 12Z21OCT2025

o-o ENSEMBLE MEAN
o-o 1000 - 1010 hPa
o-o 980 - 999 hPa
o-o 960 - 979 hPa
o-o 950 - 959 hPa
o-o < 950 hPa



weathermodels.com

No tropical development favored in the Gulf over the next 7-10 days.

Hurricane Imelda is favored to stay in the Atlantic.

Houston Pilots Visibility Chart (miles)



Visibility	Wed 10 pm	Wed 11 pm	Thu 12 am	Thu 1 am	Thu 2 am	Thu 3 am	Thu 4 am	Thu 5 am	Thu 6 am	Thu 7 am	Thu 8 am	Thu 9 am	Thu 10 am	Thu 11 am	Thu 12 pm	Thu 1 pm	Thu 2 pm	Thu 3 pm	Thu 4 pm	Thu 5 pm	Thu 6 pm	Thu 7 pm	Thu 8 pm	Thu 9 pm
Houston Pilots N - 610 Bridge	10	10	10	10	10	10	10	10	10	10	10	9	10	10	10	10	10	10	10	10	10	10	10	10
Houston Pilots M - Kinder 1	10	10	10	10	10	10	10	10	10	10	10	9	10	10	10	10	10	10	10	10	10	10	10	10
Houston Pilots L - Greens Bayou	10	10	10	10	10	10	10	10	10	10	10	9	10	10	10	10	10	10	10	10	10	10	10	10
Houston Pilots K - Shell Crude	10	10	10	10	10	10	10	10	10	10	10	9	10	10	10	10	10	10	10	10	10	10	10	10
Houston Pilots J - Lynchburg Ferries	10	10	10	10	10	10	10	10	10	10	10	9	10	10	10	10	10	10	10	10	10	10	10	10
Houston Pilots I - Exxon 3	10	10	10	10	10	10	10	10	10	10	10	9	10	10	10	10	10	10	10	10	10	10	10	10
Houston Pilots H - Morgans Point	10	10	10	10	10	10	10	10	10	10	10	9	10	10	10	10	10	10	10	10	10	10	10	10
Houston Pilots G - 75/76	10	10	10	10	10	10	10	10	10	10	10	9	10	10	10	10	10	10	10	10	10	10	10	10
Houston Pilots F - 63/64	10	10	10	10	10	10	10	10	10	10	10	9	10	10	10	10	10	10	10	10	10	10	10	10
Houston Pilots E - 51/52	10	10	10	10	10	10	10	10	10	10	10	9	10	10	10	10	10	10	10	10	10	10	10	10
Houston Pilots D - 37/38	10	10	10	10	10	10	10	10	10	10	10	9	10	10	10	10	10	10	10	10	10	10	10	10
Houston Pilots C - 25/26	10	10	10	10	10	10	10	10	10	10	10	9	10	10	10	10	10	10	10	10	10	10	10	10
Houston Pilots B - 11/12	10	10	10	10	10	10	10	10	10	10	10	9	10	10	10	10	10	10	10	10	10	10	10	10
Houston Pilots A - 1 & 2 Bravo	10	10	10	10	10	10	10	10	9	10	10	10	7.9	10	10	10	10	10	10	10	10	10	10	10

NOTE: This is automated data that may/may not agree with the official BAM thinking that’s found on the daily slides or special visibility report slides. This data should be used as a guide only

Houston Pilots Wind Chart



Sustained Wind 10 Knots

Gusts 15 Knots

Wind from the SE



Wind	Wed 10 pm	Wed 11 pm	Thu 12 am	Thu 1 am	Thu 2 am	Thu 3 am	Thu 4 am	Thu 5 am	Thu 6 am	Thu 7 am	Thu 8 am	Thu 9 am	Thu 10 am	Thu 11 am	Thu 12 pm	Thu 1 pm	Thu 2 pm	Thu 3 pm	Thu 4 pm	Thu 5 pm	Thu 6 pm	Thu 7 pm	Thu 8 pm	Thu 9 pm
Houston Pilots N - 610 Bridge	3	3	2	1	1	1	1	1	2	2	3	3	3	5	6	6	6	6	6	6	7	7	7	6
	8	7	6	5	3	3	5	5	5	5	6	7	8	9	10	10	12	13	13	14	14	14	14	13
	↗	↗	↑	↑	→	↓	↓	↓	↓	↓	↓	↓	↓	↓	↓	↓	↓	↓	↓	↓	←	←	←	←
Houston Pilots M - Kinder 1	3	3	2	1	1	1	1	1	2	2	3	3	3	5	6	6	6	6	6	6	7	7	7	6
	7	7	6	5	3	3	5	5	5	5	6	7	8	9	10	10	12	13	13	14	14	14	14	13
	↗	↗	↑	↑	→	↓	↓	↓	↓	↓	↓	↓	↓	↓	↓	↓	↓	↓	↓	↓	←	←	←	←
Houston Pilots L - Greens Bayou	3	2	1	1	1	1	1	1	2	2	3	3	3	5	6	6	6	6	6	6	7	7	7	6
	7	7	5	3	3	3	3	5	5	5	6	7	8	9	10	10	12	13	12	13	14	14	14	13
	↗	↗	↑	↑	↓	↓	↓	↓	↓	↓	↓	↓	↓	↓	↓	↓	↓	↓	↓	↓	←	←	←	←
Houston Pilots K - Shell Crude	3	2	1	1	1	1	1	1	2	2	3	3	3	5	6	6	6	6	6	6	7	7	7	6
	7	7	5	3	3	3	3	5	5	5	6	7	8	9	10	10	12	13	13	13	14	13	14	13
	↗	↗	↑	↑	↓	↓	↓	↓	↓	↓	↓	↓	↓	↓	↓	↓	↓	↓	↓	↓	←	←	←	←
Houston Pilots J - Lynchburg Ferries	2	2	1	1	1	1	1	1	1	2	3	3	3	5	6	6	6	6	6	6	6	6	6	6
	6	6	5	3	2	2	3	5	5	5	6	7	8	9	10	10	12	13	12	13	14	13	13	13
	↗	↗	↑	↖	↓	↓	↓	↓	↓	↓	↓	↓	↓	↓	↓	↓	↓	↓	↓	↓	←	←	←	←
Houston Pilots I - Exxon 3	6	6	3	3	3	3	3	5	6	6	7	7	7	7	7	7	7	8	8	8	8	9	10	9
	9	7	7	5	5	5	5	6	7	8	9	9	10	10	12	12	13	14	14	15	15	15	15	13
	↗	↗	↑	↑	↓	↓	↓	↓	↓	↓	↓	↓	↓	↓	↓	↓	↓	↓	↓	←	←	←	←	←
Houston Pilots H - Morgans Point	6	5	3	3	3	3	3	5	5	6	7	6	7	7	7	7	7	8	8	8	9	9	10	9
	9	7	7	5	5	5	5	6	7	8	9	9	10	10	12	12	13	14	14	15	15	15	15	13
	↗	↗	↑	↑	→	↓	↓	↓	↓	↓	↓	↓	↓	↓	↓	↓	↓	↓	↓	↓	←	←	←	←
Houston Pilots G - 75/76	6	6	5	3	3	3	5	6	6	7	8	8	8	8	7	6	6	7	7	8	8	10	10	10
	9	8	7	5	5	5	6	7	8	9	12	12	12	13	13	12	12	13	14	15	15	15	16	14
	↗	↗	↑	↑	↑	→	↓	↓	↓	↓	↓	↓	↓	↓	↓	↓	↓	↓	↓	←	←	←	←	←
Houston Pilots F - 63/64	6	6	5	3	3	3	5	6	6	7	8	8	8	8	7	6	6	6	7	8	8	9	10	10
	9	7	7	6	5	5	6	7	8	9	12	12	13	13	13	12	12	13	13	14	15	15	15	14
	↗	↗	↑	↑	↑	→	↓	↓	↓	↓	↓	↓	↓	↓	↓	↓	↓	↓	↓	←	←	←	←	←
Houston Pilots E - 51/52	6	5	3	3	3	3	3	5	6	7	8	8	8	8	7	6	6	6	7	8	8	9	10	10
	8	7	7	5	5	5	6	7	8	10	12	12	13	13	13	12	12	13	13	14	15	15	15	14
	↗	↗	↑	↑	↑	→	↓	↓	↓	↓	↓	↓	↓	↓	↓	↓	↓	↓	↓	←	←	←	←	←
Houston Pilots D - 37/38	5	5	3	3	3	3	3	5	6	7	8	8	8	8	8	7	6	6	7	8	8	9	10	9
	8	7	7	5	5	5	6	7	8	9	12	12	13	13	13	13	12	13	13	14	15	15	15	14
	↗	↗	↑	↑	↑	→	↓	↓	↓	↓	↓	↓	↓	↓	↓	↓	↓	↓	↓	←	←	←	←	←
Houston Pilots C - 25/26	5	5	3	3	3	3	3	5	6	6	8	8	8	8	8	7	7	7	7	8	8	9	9	9
	8	7	7	5	5	5	6	7	8	9	12	12	13	14	13	13	13	13	12	13	14	14	15	13
	↗	↗	↑	↑	↑	→	↓	↓	↓	↓	↓	↓	↓	↓	↓	↓	↓	↓	↓	←	←	←	←	←
Houston Pilots B - 11/12	3	3	3	2	2	2	3	3	5	6	7	7	8	8	8	7	7	7	7	8	8	8	8	8
	8	7	7	5	5	5	6	7	8	9	12	12	13	13	13	13	13	13	13	14	14	14	14	13
	↗	↗	↑	↑	↑	→	↓	↓	↓	↓	↓	↓	↓	↓	↓	↓	↓	↓	↓	←	←	←	←	←
Houston Pilots A - 1 & 2 Bravo	3	3	3	2	2	3	3	5	6	7	8	8	8	8	8	8	7	7	7	8	8	8	9	9
	7	7	6	5	5	5	6	7	9	10	13	13	14	14	13	14	13	13	13	14	15	15	15	14
	↗	↗	↑	↑	↑	↓	↓	↓	↓	↓	↓	↓	↓	↓	↓	↓	↓	↓	↓	←	←	←	←	←

NOTE: This is automated data that may/may not agree with the official BAM thinking that's found on the daily slides.
This data should be used as a guide only.

Houston Pilots: THU. 10/2/2025

Forecast Discussion

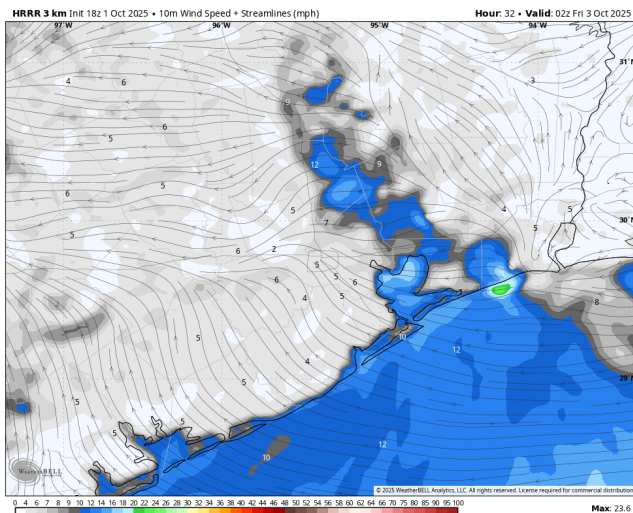
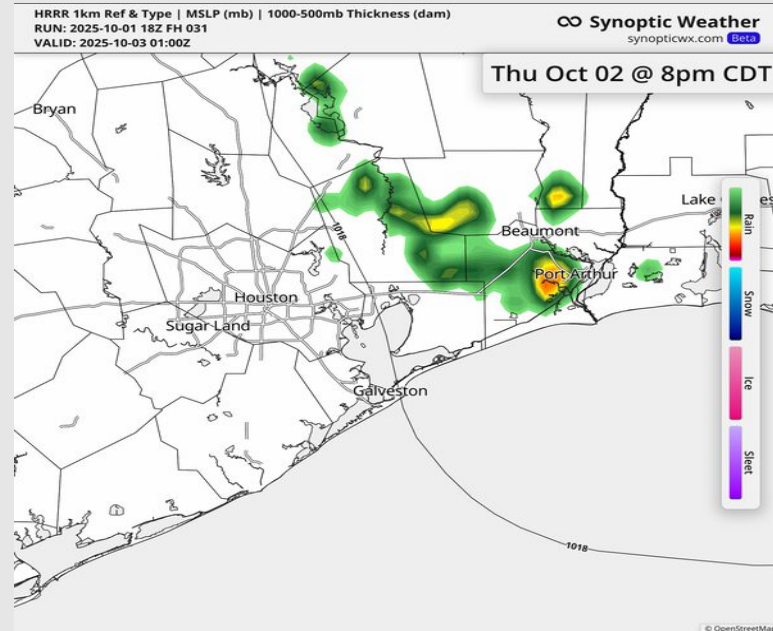
Precip: Isolated showers/storms will be possible for all Stations from 5 - 11PM tonight, with greatest coverage E of all Stations. Lightning will be a risk with storms.

Wind: Winds will be generally out of the N/NE through 4 PM before shifting out of the E/SE. **N of Morgan's Point:** Winds will be at 2 – 7 kts. **S of Morgan's Point:** Winds will be at 4 – 9 kts through 6 PM before increasing to 6 – 11 kts.

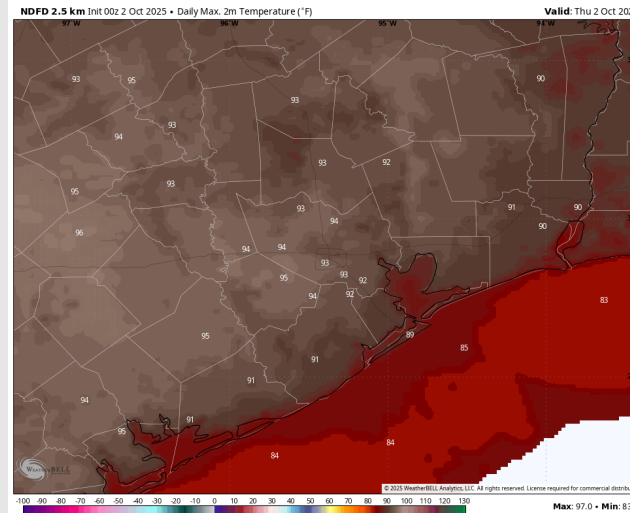
High Temps: **N of Morgan's Point:** Low 90s. **S of Morgan's Point:** High 80s F.

Visibility: No visibility concerns today.

Precip Image: 8 PM CT



Wind Speed:
9 PM CT



High Temps
Today

Houston Pilots: FRI. 10/3/2025

Forecast Discussion

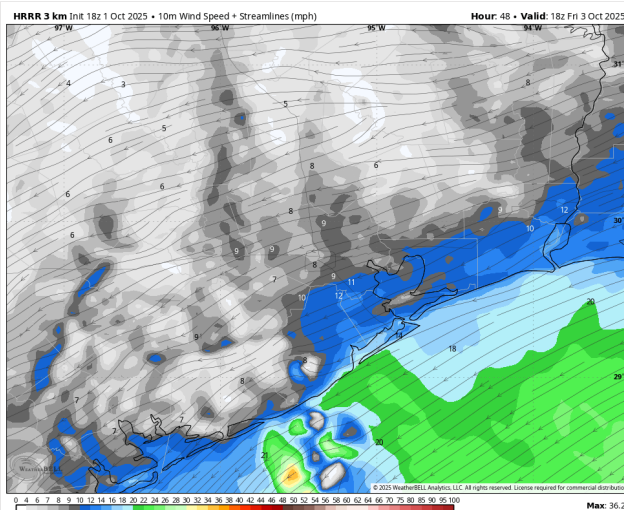
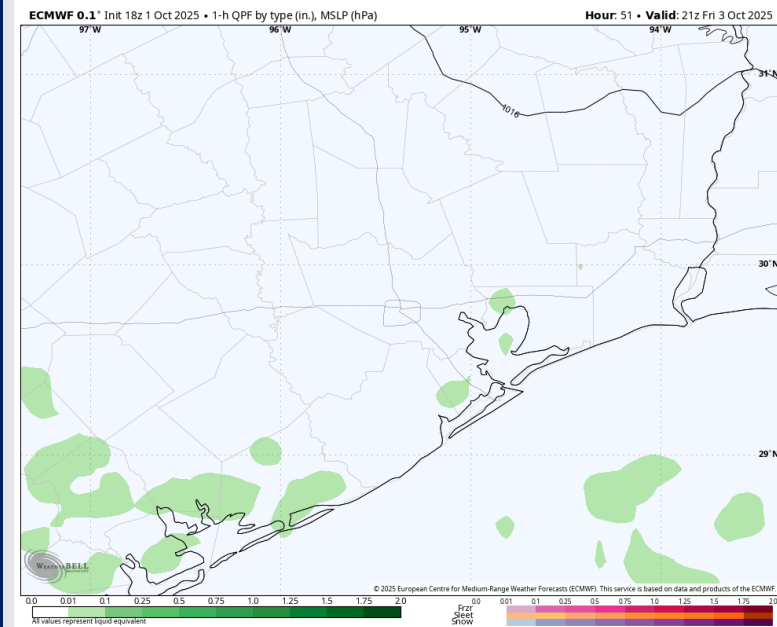
Precip: Isolated light showers possible S of Morgan's Point from 2 AM – 2 PM. Isolated light showers in play for all Stations from 2 – 8 PM.

Wind: Winds will be generally out of the E Friday. **N of Morgan's Point:** Winds will be at 3 – 8 kts. **S of Morgan's Point:** Winds will be at 9 – 14 kts. **Wind gusts up to 20 kts will be possible for all Stations with slightly higher gusts up to 25 kts at Station 11/12 and the Boarding Station.**

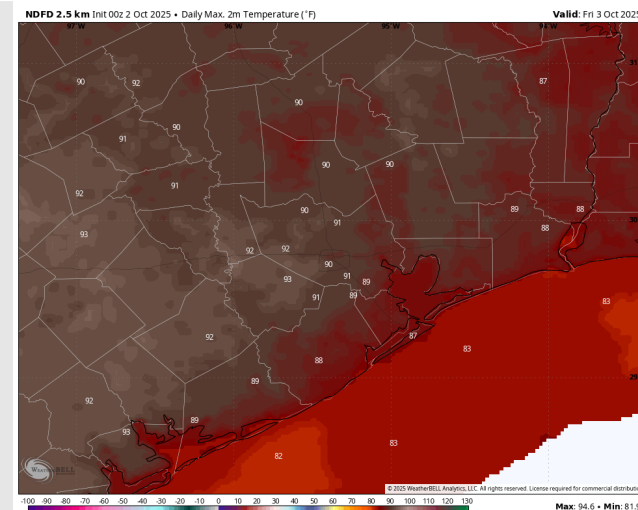
High Temps: **N of Morgan's Point:** High 80s. **S of Morgan's Point:** Mid to High 80s F.

Visibility: No visibility concerns Friday.

Precip Image: 4 PM CT



Wind Speed:
1 PM CT



High Temps
Friday

Houston Pilots: SAT. 10/4/2025

Forecast Discussion

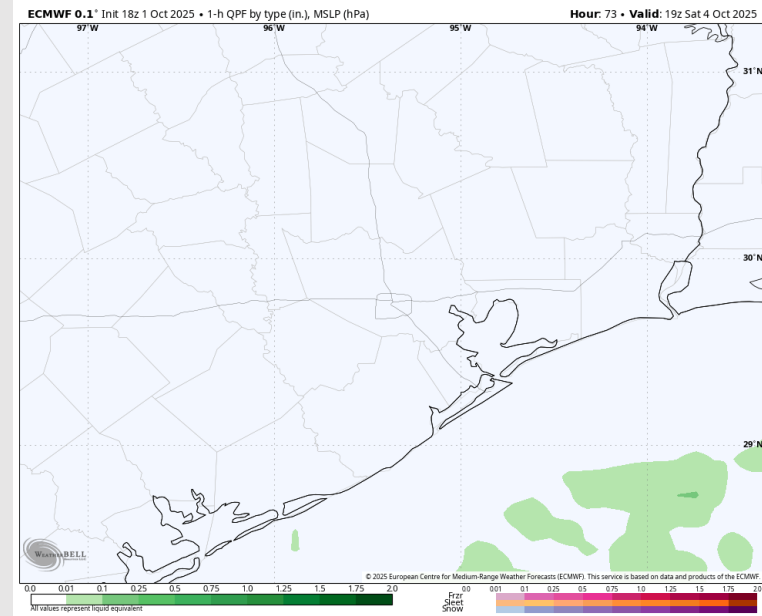
Precip: Scattered showers possible S of all Stations from 1 AM – 5 PM.

Wind: Winds will be out of the E/NE Saturday. **N of Morgan's Point:** Winds will be at 4 – 9 kts. **S of Morgan's Point:** Winds will be at 9 – 14 kts. **Wind gusts up to 20 kts will be possible for all Stations with slightly higher gusts up to 25 kts at Station 11/12 and the Boarding Station.**

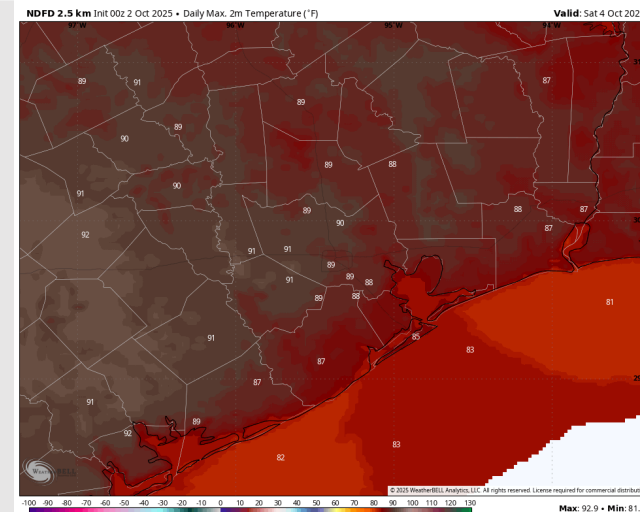
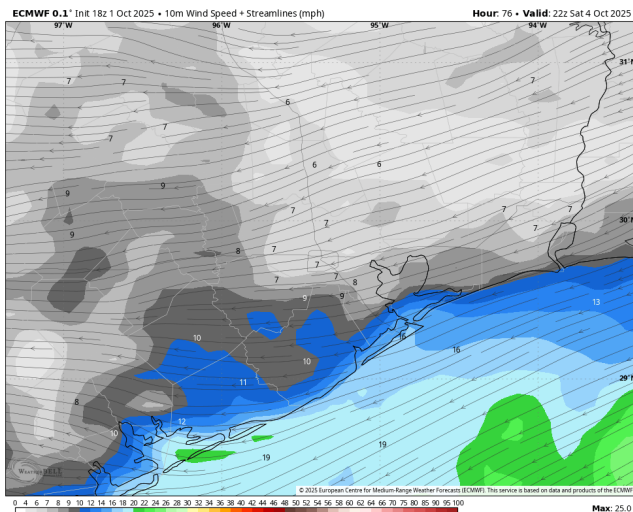
High Temps: **N of Morgan's Point:** High 80s F. **S of Morgan's Point:** Mid 80s F.

Visibility: No visibility concerns Saturday.

Precip Image: 2 PM CT



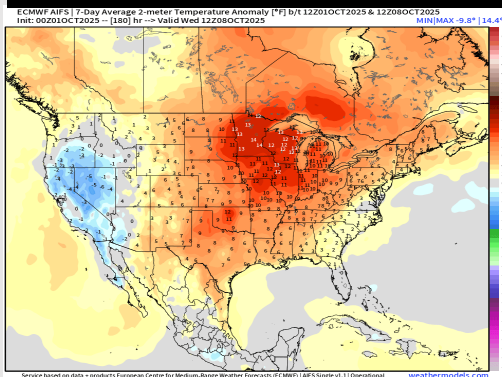
Wind Speed:
5 PM CT



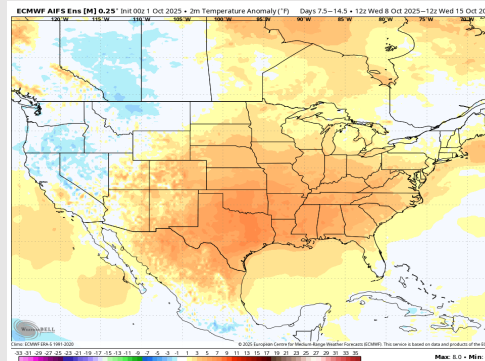
High Temps
Saturday

Houston Pilots: 10/2/25

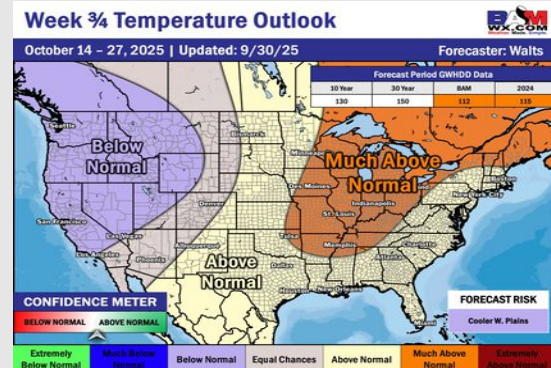
Next 7 Day Temperature Departure



8-14 Day Temperature Departure



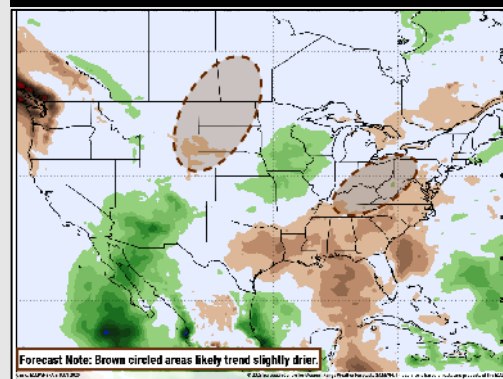
15-30 Day Temperature Departure



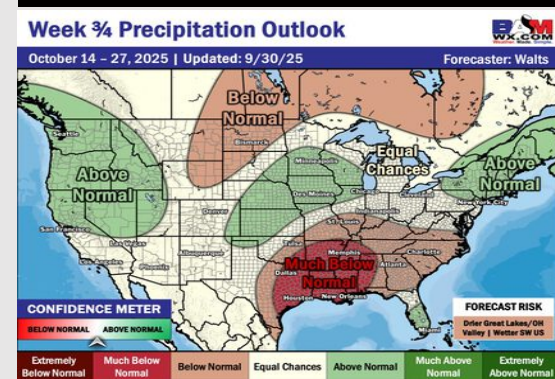
Next 7 Day Total Precipitation



8-14 Day % of Average Precip.



15-30 Day % of Average Precip.



- Temps are expected to be above normal for the next 7 days with minor rain chances for the rest of the week and better coverage and chances arriving by the start of next week.
- Above normal temperatures and below normal rain chances are favored for days 8 - 14.
- Above normal temperatures are favored for mid to late October with much below normal rainfall chances.