

Houston Pilots Forecast Package



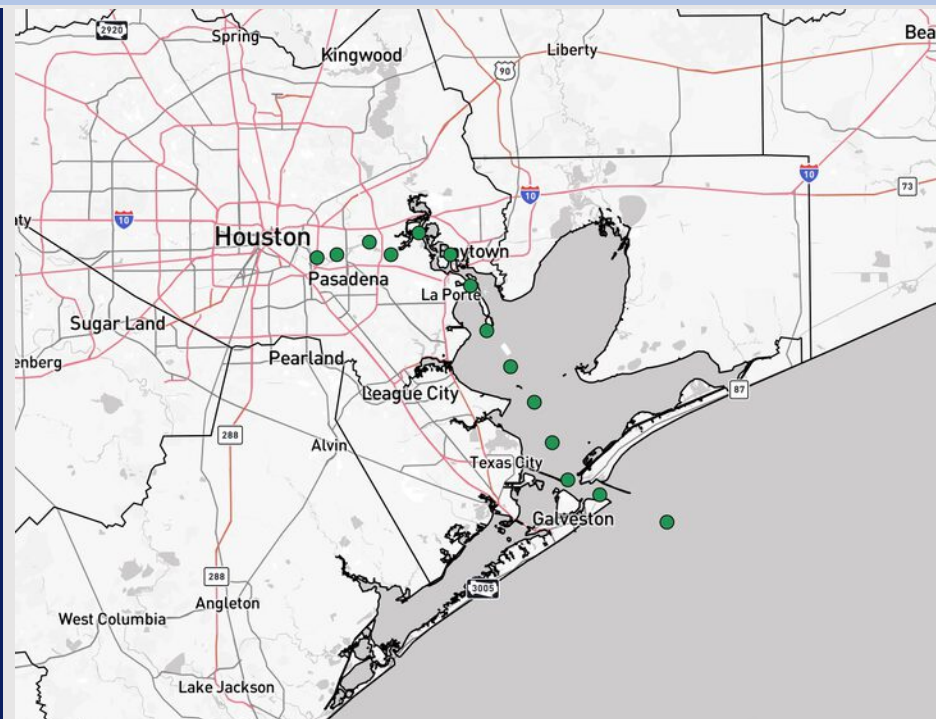
Updated: 2:00 PM CT

Friday, September 5, 2025

Forecaster: Sam Lang

Weather Headlines

- Wind gusts up to 20 kts at times will be possible for all stations for the remainder of the day.
- Isolated showers possible Saturday, with scattered showers/storms favored Sunday.
- No tropical activity is favored across the next 7-10 days.



Current Radar: 2:00 PM CT

As always, please do not hesitate to reach out to us with any forecast questions at **(317)-560-8122**. Press 1 for forecast questions.

You can also access real-time forecast updates and 24/7 meteorological chat assistance on your **Clarity** app. Click [here](#) for login assistance.



Houston Pilots Tropical Update

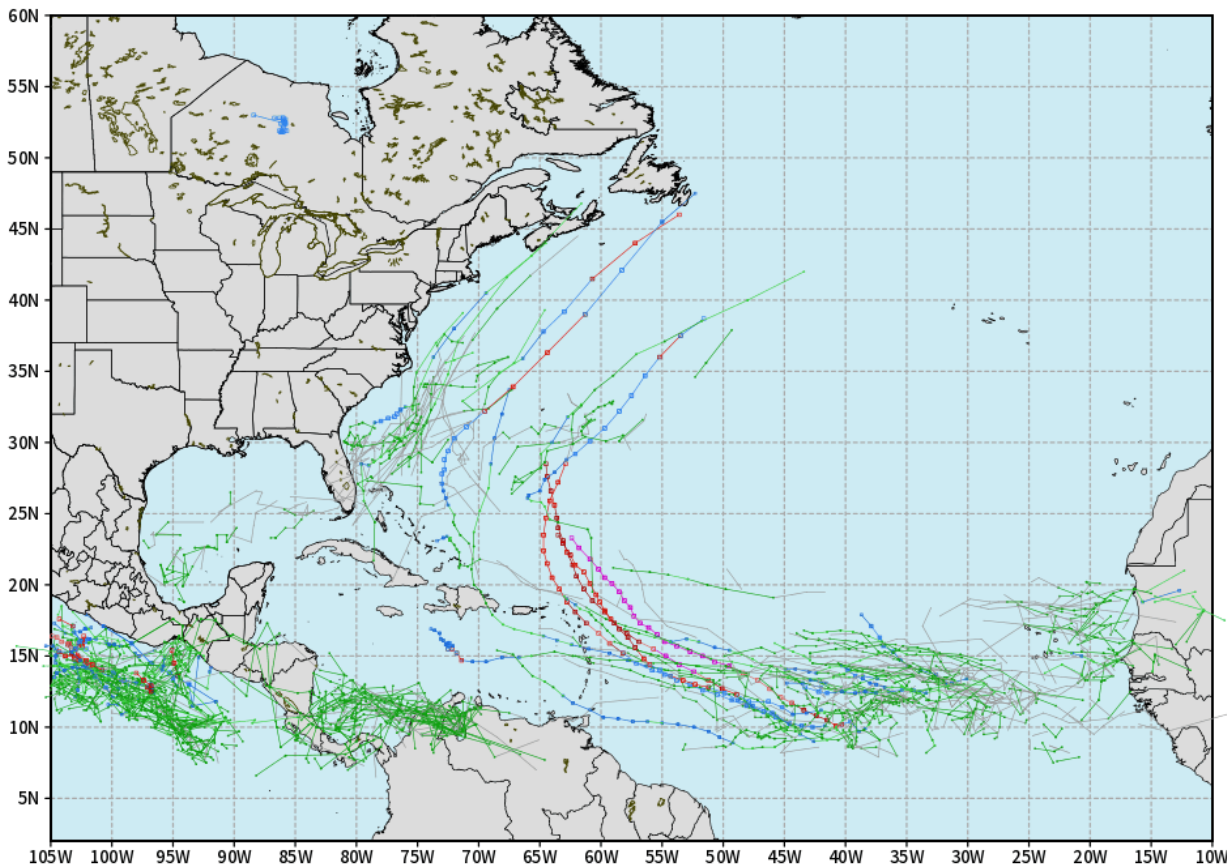
10-Day Tropical Outlook

ECMWF ATLANTIC EPS Cyclone Locations --> Next [10-days]
INIT: 00Z04SEP2025 --> UNTIL 00Z14SEP2025

ECMWF ATLANTIC EPS Cyclone Locations --> Next [10-days]
INIT: 00Z05SEP2025 --> UNTIL 00Z15SEP2025

o-o ENSEMBLE MEAN
o-o 1000 - 1010 hPa
o-o 980 - 999 hPa
o-o ENSEMBLE MEAN
o-o 1000 - 1010 hPa
o-o 980 - 999 hPa

o-o 960 - 979 hPa
o-o 950 - 959 hPa
o-o 960 - 979 hPa
o-o 950 - 959 hPa
o-o < 950 hPa



weathermodels.com

No tropical development favored in the Gulf over the next 7-10 days.

Monitoring an area of potential development in the Atlantic. Current thinking is that this will recurve out to the Atlantic.

We'll need to watch for an uptick in activity from the 15th to the 30th.

Houston Pilots Visibility Chart (miles)



Visibility	Fri 3 pm	Fri 4 pm	Fri 5 pm	Fri 6 pm	Fri 7 pm	Fri 8 pm	Fri 9 pm	Fri 10 pm	Fri 11 pm	Sat 12 am	Sat 1 am	Sat 2 am	Sat 3 am	Sat 4 am	Sat 5 am	Sat 6 am	Sat 7 am	Sat 8 am	Sat 9 am	Sat 10 am	Sat 11 am	Sat 12 pm	Sat 1 pm	Sat 2 pm
Houston Pilots N - 610 Bridge	10	10	10	10	10	10	10	10	10	10	10	10	10	10	10	10	10	10	10	10	10	10	10	10
Houston Pilots M - Kinder 1	10	10	10	10	10	10	10	10	10	10	10	10	10	10	10	10	10	10	10	10	10	10	10	10
Houston Pilots L - Greens Bayou	10	10	10	10	10	10	10	10	10	10	10	10	10	10	10	10	10	10	10	10	10	10	10	10
Houston Pilots K - Shell Crude	10	10	10	10	10	10	10	10	10	10	10	10	10	10	10	10	10	10	10	10	10	10	10	10
Houston Pilots J - Lynchburg Ferries	10	10	10	10	10	10	10	10	10	10	10	10	10	10	10	10	10	10	10	10	10	10	10	10
Houston Pilots I - Exxon 3	10	10	10	10	10	10	10	10	10	10	10	10	10	10	10	10	10	10	10	10	10	10	10	10
Houston Pilots H - Morgans Point	10	10	10	10	10	10	10	10	10	10	10	10	10	10	10	10	10	10	10	10	10	10	10	10
Houston Pilots G - 75/76	10	10	10	10	10	10	10	10	10	10	10	10	10	10	10	10	10	10	10	10	10	10	10	10
Houston Pilots F - 63/64	10	10	10	10	10	10	10	10	10	10	10	10	10	10	10	10	10	10	10	10	10	10	10	10
Houston Pilots E - 51/52	10	10	10	10	10	10	10	10	10	10	10	10	10	10	10	10	10	10	10	10	10	10	10	10
Houston Pilots D - 37/38	10	10	10	10	10	10	10	10	10	10	10	10	10	10	10	10	10	10	10	10	10	10	10	10
Houston Pilots C - 25/26	10	10	10	10	10	10	10	10	10	10	10	10	10	10	10	10	10	10	10	10	10	10	10	10
Houston Pilots B - 11/12	10	10	10	10	10	10	10	10	10	10	10	10	10	10	10	10	10	10	10	10	10	10	10	10
Houston Pilots A - 1 & 2 Bravo	10	10	10	10	10	10	10	10	10	10	10	10	10	10	10	10	10	10	10	10	10	10	10	10

NOTE: This is automated data that may/may not agree with the official BAM thinking that’s found on the daily slides or special visibility report slides. This data should be used as a guide only

Houston Pilots Wind Chart



Sustained Wind 10 Knots

Gusts 15 Knots

Wind from the SE



Wind	Fri 3 pm	Fri 4 pm	Fri 5 pm	Fri 6 pm	Fri 7 pm	Fri 8 pm	Fri 9 pm	Fri 10 pm	Fri 11 pm	Sat 12 am	Sat 1 am	Sat 2 am	Sat 3 am	Sat 4 am	Sat 5 am	Sat 6 am	Sat 7 am	Sat 8 am	Sat 9 am	Sat 10 am	Sat 11 am	Sat 12 pm	Sat 1 pm	Sat 2 pm
Houston Pilots N - 610 Bridge	7	8	8	8	9	9	8	8	6	6	6	5	3	3	3	2	2	2	2	2	3	3	3	3
	15	15	16	17	17	17	16	15	13	12	10	10	9	7	7	7	6	6	5	6	7	8	8	8
	↑	↑	↑	↑	↑	↑	↑	↑	↑	↑	↑	↑	↑	↑	↑	↑	↑	↑	↓	↓	↓	↓	↓	↓
Houston Pilots M - Kinder 1	7	8	8	8	9	9	8	8	6	6	6	5	3	3	3	2	2	2	2	2	3	3	3	3
	15	15	16	17	17	17	16	15	13	12	10	10	9	7	7	7	6	5	5	6	7	8	8	8
	↑	↑	↑	↑	↑	↑	↑	↑	↑	↑	↑	↑	↑	↑	↑	↑	↑	↑	↓	↓	↓	↓	↓	↓
Houston Pilots L - Greens Bayou	8	8	8	9	9	9	8	7	6	6	5	5	3	3	3	2	2	2	2	2	3	3	3	3
	15	16	16	17	17	17	16	15	13	12	9	9	8	7	7	6	6	5	5	6	7	7	8	8
	↑	↑	↑	↑	↑	↑	↑	↑	↑	↑	↑	↑	↑	↑	↑	↑	↑	↓	↓	↓	↓	↓	↓	↓
Houston Pilots K - Shell Crude	8	8	8	9	9	8	8	7	6	6	5	5	3	3	3	2	2	2	2	2	3	3	3	3
	15	16	17	16	17	17	16	15	13	12	10	10	9	7	7	6	6	5	5	6	7	7	8	8
	↑	↑	↑	↑	↑	↑	↑	↑	↑	↑	↑	↑	↑	↑	↑	↑	↑	↓	↓	↓	↓	↓	↓	↓
Houston Pilots J - Lynchburg Ferries	8	8	9	9	9	8	8	7	6	6	5	3	3	3	3	2	2	1	1	2	3	3	3	3
	15	16	17	17	17	17	16	15	13	12	10	9	8	7	7	6	5	5	5	6	7	8	8	8
	↑	↑	↑	↑	↑	↑	↑	↑	↑	↑	↑	↑	↑	↑	↑	↑	↑	↓	↓	↓	↓	↓	↓	↓
Houston Pilots I - Exxon 3	10	12	13	13	13	13	13	12	10	10	10	10	9	8	7	6	6	5	5	5	5	5	6	6
	17	18	18	18	18	18	18	17	16	16	15	14	13	12	10	9	8	7	7	7	7	8	9	10
	↑	↑	↑	↑	↑	↑	↑	↑	↑	↑	↑	↑	↑	↑	↑	↑	↑	→	→	↓	↓	↓	↓	↓
Houston Pilots H - Morgans Point	10	12	13	13	13	13	13	12	12	10	10	10	9	8	8	6	6	5	5	5	5	5	6	6
	17	18	17	18	18	18	17	17	16	16	15	14	13	12	10	9	8	7	7	7	7	8	9	10
	↑	↑	↑	↑	↑	↑	↑	↑	↑	↑	↑	↑	↑	↑	↑	↑	↑	→	→	↓	↓	↓	↓	↓
Houston Pilots G - 75/76	10	10	12	13	13	13	13	13	13	13	12	12	10	10	9	8	7	6	6	6	6	5	5	6
	17	18	18	18	18	18	18	17	17	17	16	16	16	15	13	12	10	9	8	8	8	9	9	9
	↑	↑	↑	↑	↑	↑	↑	↑	↑	↑	↑	↑	↑	↑	↑	↑	↑	↑	→	→	↓	↓	↓	↓
Houston Pilots F - 63/64	10	10	12	12	12	12	12	12	12	12	12	12	10	10	9	8	8	6	6	6	6	5	5	5
	16	17	17	17	17	17	17	17	17	17	17	16	15	15	14	12	10	9	9	8	8	9	9	9
	↑	↑	↑	↑	↑	↑	↑	↑	↑	↑	↑	↑	↑	↑	↑	↑	↑	↑	↑	→	↓	↓	↓	↓
Houston Pilots E - 51/52	10	10	10	10	12	12	12	12	13	13	13	12	12	10	10	9	8	7	6	6	6	5	5	6
	16	16	17	16	17	17	17	17	17	17	17	17	16	15	15	13	12	10	9	9	9	9	9	9
	↑	↑	↑	↑	↑	↑	↑	↑	↑	↑	↑	↑	↑	↑	↑	↑	↑	↑	↑	↑	↓	↓	↓	↓
Houston Pilots D - 37/38	10	10	10	10	10	12	12	12	13	13	13	13	12	10	10	9	8	7	6	6	6	6	5	6
	16	16	16	16	16	16	16	17	17	17	17	17	16	16	15	13	12	10	10	9	9	9	9	9
	↑	↑	↑	↑	↑	↑	↑	↑	↑	↑	↑	↑	↑	↑	↑	↑	↑	↑	↑	↑	↓	↓	↓	↓
Houston Pilots C - 25/26	9	9	9	10	10	10	10	10	12	12	12	12	10	10	10	9	8	8	7	6	6	6	6	6
	15	15	15	15	15	16	16	16	16	17	16	16	16	15	15	14	12	10	10	9	9	9	9	9
	↑	↑	↑	↑	↑	↑	↑	↑	↑	↑	↑	↑	↑	↑	↑	↑	↑	↑	↑	↑	↓	↓	↓	↓
Houston Pilots B - 11/12	9	9	8	9	9	9	9	9	9	10	9	9	9	8	8	8	7	6	6	6	6	6	5	5
	15	15	15	15	15	15	15	16	16	16	16	16	15	15	15	14	13	10	10	9	9	9	9	9
	↑	↑	↑	↑	↑	↑	↑	↑	↑	↑	↑	↑	↑	↑	↑	↑	↑	↑	↑	↑	↑	↓	↓	↓
Houston Pilots A - 1 & 2 Bravo	8	8	8	9	9	10	10	12	12	13	13	13	12	12	10	10	9	8	7	6	6	5	5	3
	14	13	14	15	15	15	16	17	17	17	18	17	17	17	16	15	14	13	12	10	9	9	9	8
	↑	↑	↑	↑	↑	↑	↑	↑	↑	↑	↑	↑	↑	↑	↑	↑	↑	↑	↑	↑	↑	↓	↓	↓

NOTE: This is automated data that may/may not agree with the official BAM thinking that's found on the daily slides.
This data should be used as a guide only.

Houston Pilots: FRI. 9/5/2025

Forecast Discussion

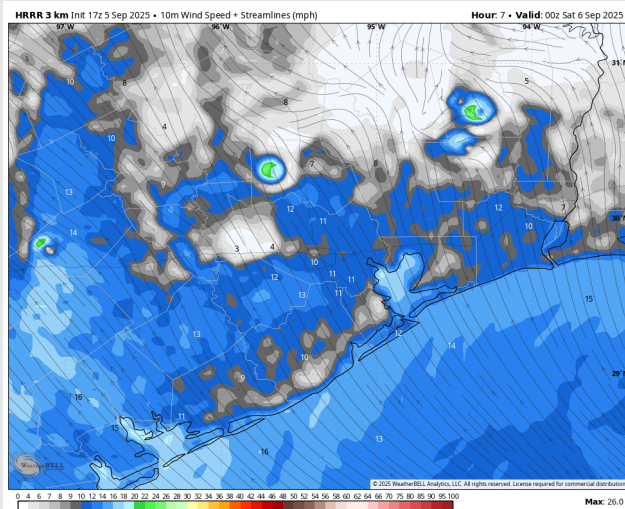
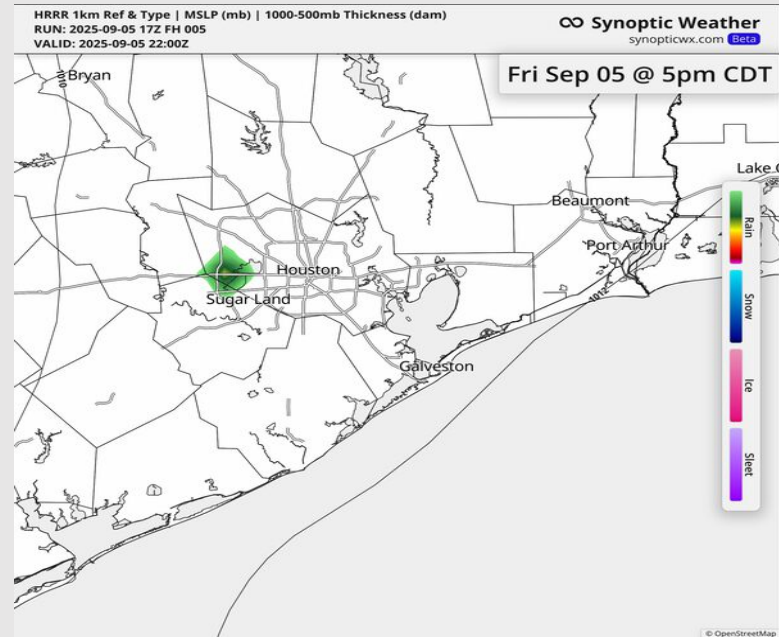
Precip: Dry conditions favored today. Isolated showers possible N of all Stations.

Wind: Winds will be out of the S, shifting slightly to be out of the SE after 4PM. **N of Morgan's Point:** Winds will be at 5 – 10 kts. **S of Morgan's Point:** Winds will be at to 4 – 9 kts. **Wind gusts up to 20 kts are possible for the remainder of the day.**

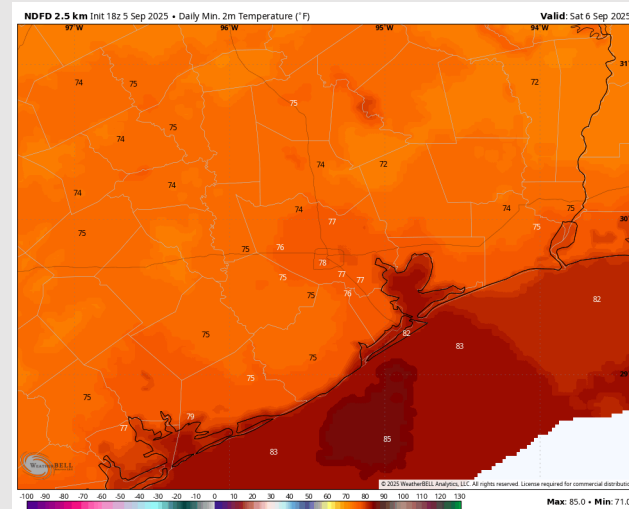
Low Temps: **N of Morgan's Point:** Upper 70s F. **S of Morgan's Point:** Low 80s F.

Visibility: No visibility concerns today.

Precip Image: 5 PM CT



Wind Speed:
7 PM CT



Low Temps
SAT AM

Houston Pilots: SAT. 9/6/2025

Forecast Discussion

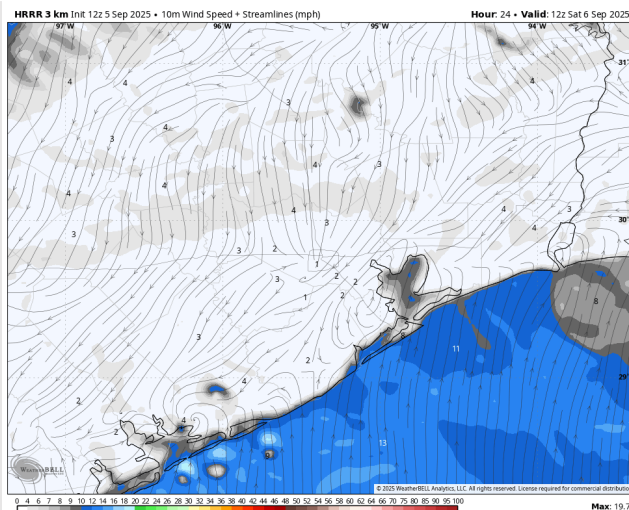
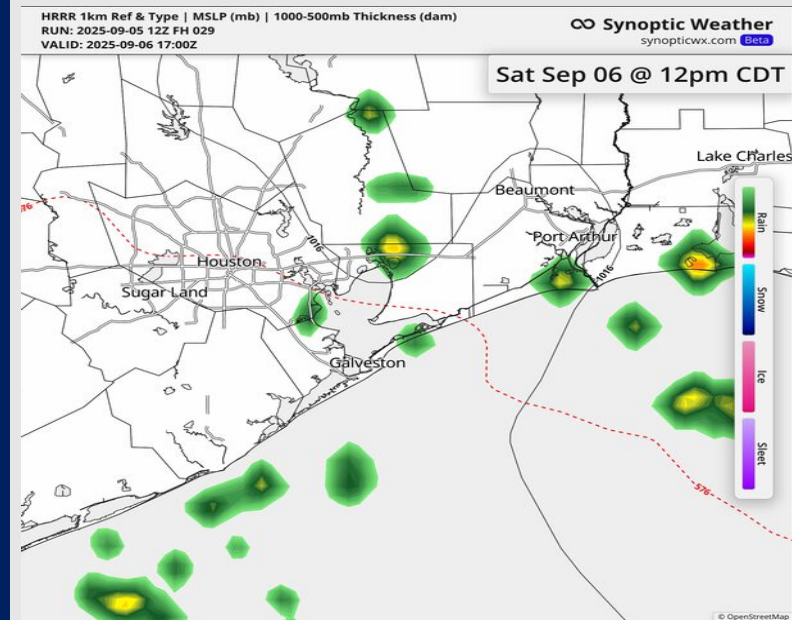
Precip: Isolated showers in play for all Stations from 9AM – 9PM Saturday.

Wind: Winds will be generally out of the S/SW, becoming variable at times. **N of Morgan's Point:** Winds will be at 2 – 7 kts. **S of Morgan's Point:** Winds will be at 5 – 10 kts through 9AM before decreasing to 3 – 8 kts the rest of the day.

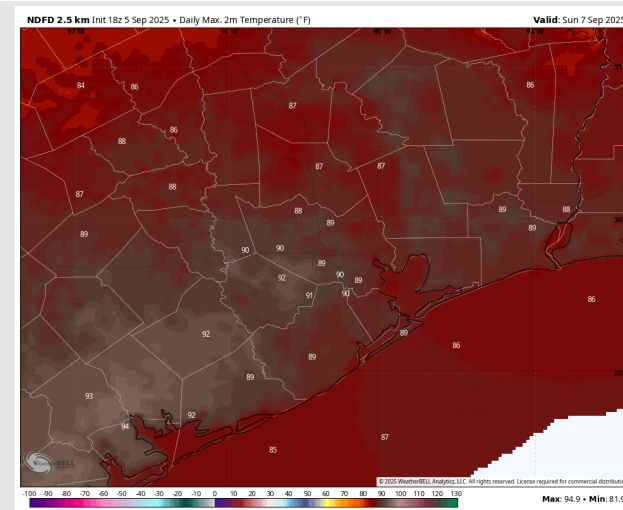
High Temps: **N of Morgan's Point:** Near 90 F. **S of Morgan's Point:** Near 90 F.

Visibility: No fog concerns Saturday, however, visibilities may be briefly reduced under isolated downpours.

Precip Image: 12 PM CT



Wind Speed:
7 AM CT



High Temps
Saturday

Houston Pilots: SUN. 9/7/2025

Forecast Discussion

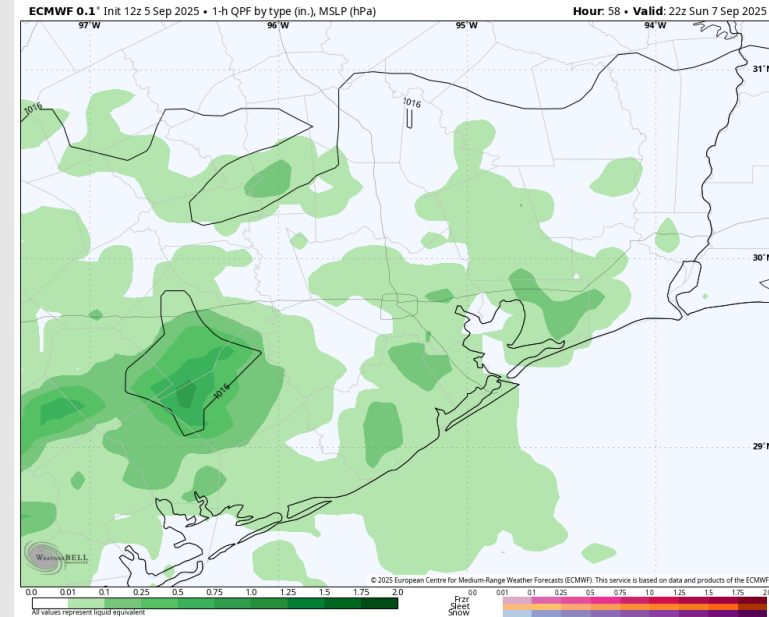
Precip: Scattered showers and storms will be possible from 1AM – 8PM Sunday.

Wind: Winds will be out of the E before transitioning to out of the NE at 6PM. **N of Morgan's Point:** Winds will be at 1 – 6 kts. **S of Morgan's Point:** Winds will be at 5 – 10 kts.

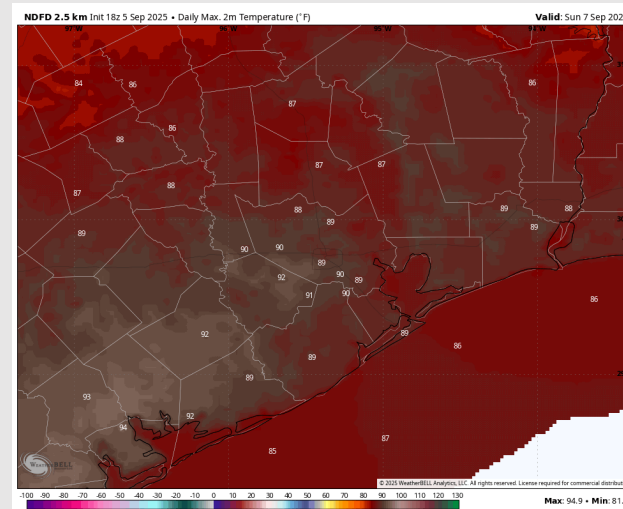
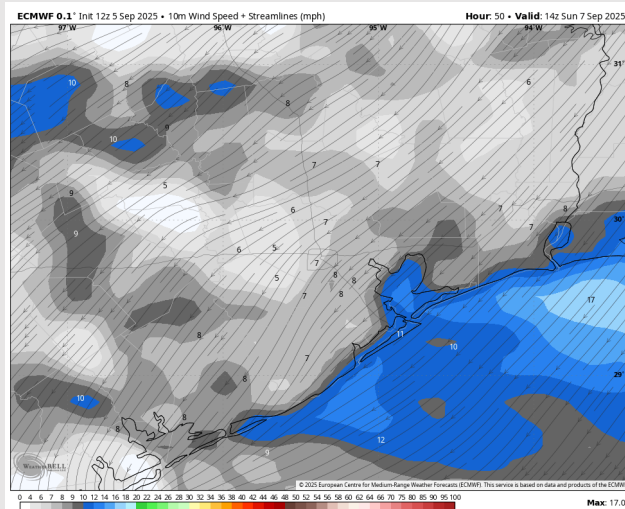
High Temps: **N of Morgan's Point:** Near 90 F. **S of Morgan's Point:** Upper 80s F.

Visibility: No fog concerns Sunday, however, visibilities can be reduced under heavy downpours.

Precip Image: 5 PM CT



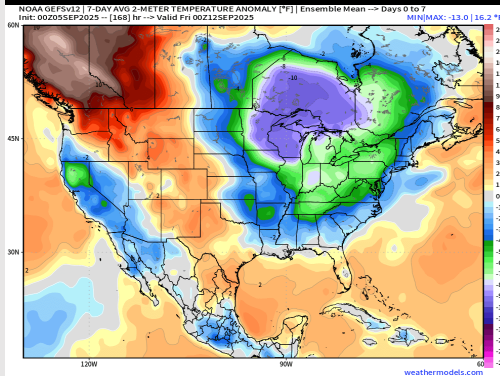
Wind Speed:
9 AM CT



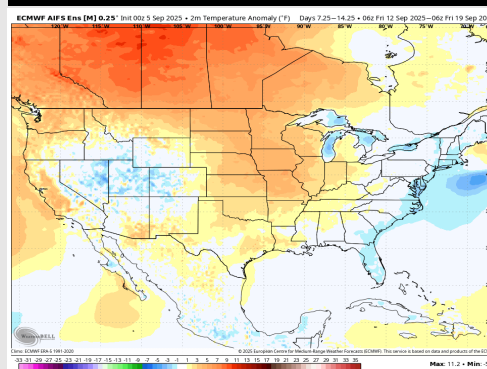
High Temps
Sunday

Houston Pilots: 9/5/25

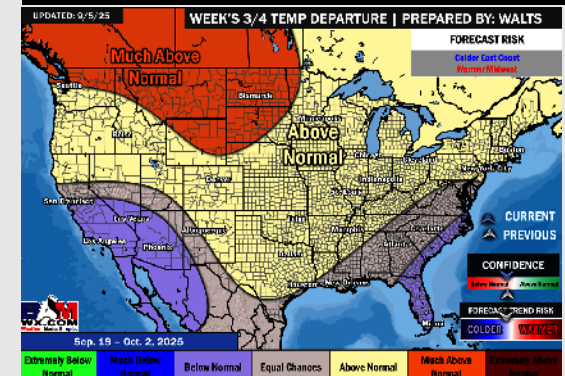
Next 7 Day Temperature Departure



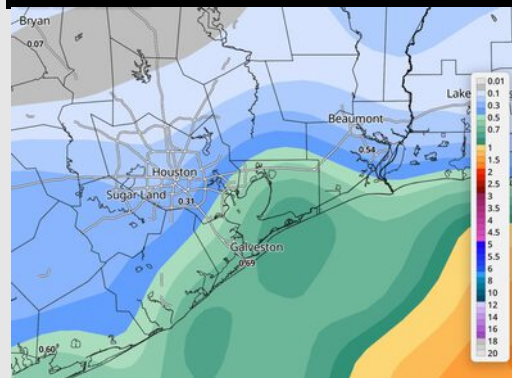
8-14 Day Temperature Departure



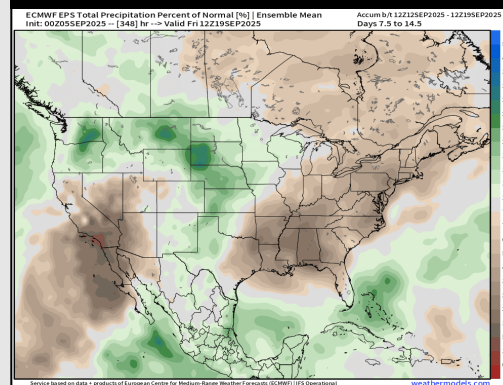
15-30 Day Temperature Departure



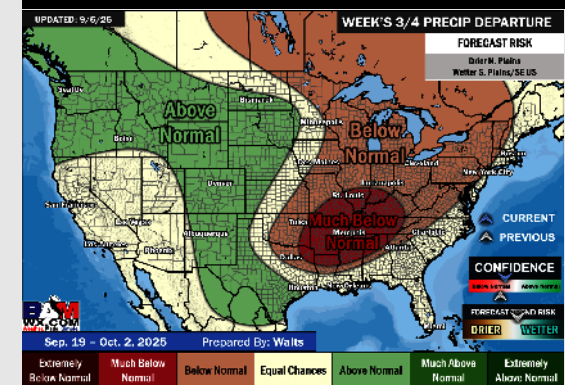
Next 7 Day Total Precipitation



8-14 Day % of Average Precip.



15-30 Day % of Average Precip.



- Temps are expected to be above normal for the next 7 days with drier conditions this weekend before more rain chances to start the week.
- Above normal temperatures and below normal rain chances are favored for days 8 – 14.
- Above normal temperatures are favored for mid to late September with near normal rainfall chances.