

Houston Pilots Forecast Package



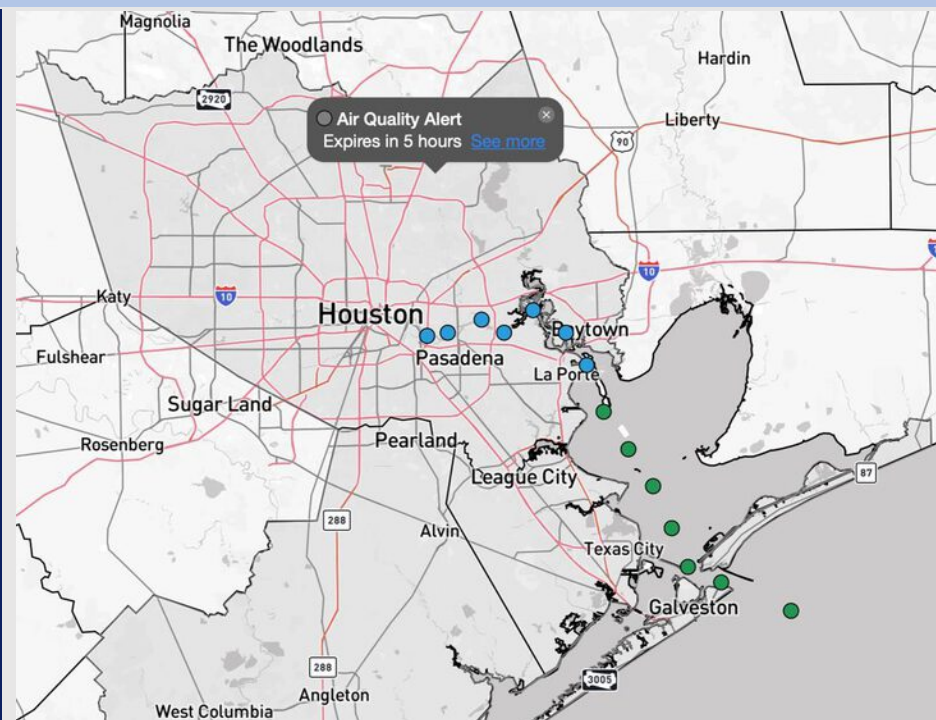
Updated: 2:10 PM CT

Thursday, September 4, 2025

Forecaster: Hope Kleitsch

Weather Headlines

- Drier conditions favored over the next 36 hours with isolated showers and storms arriving Saturday.
- Wind gusts up to 20 kts at times through 1 PM will be possible for all Stations Friday.
- No tropical activity is favored across the next 7-10 days.



Current Radar: 2:10 PM CT

As always, please do not hesitate to reach out to us with any forecast questions at (317)-560-8122. Press 1 for forecast questions.

You can also access real-time forecast updates and 24/7 meteorological chat assistance on your [Clarity](#) app. Click [here](#) for login assistance.

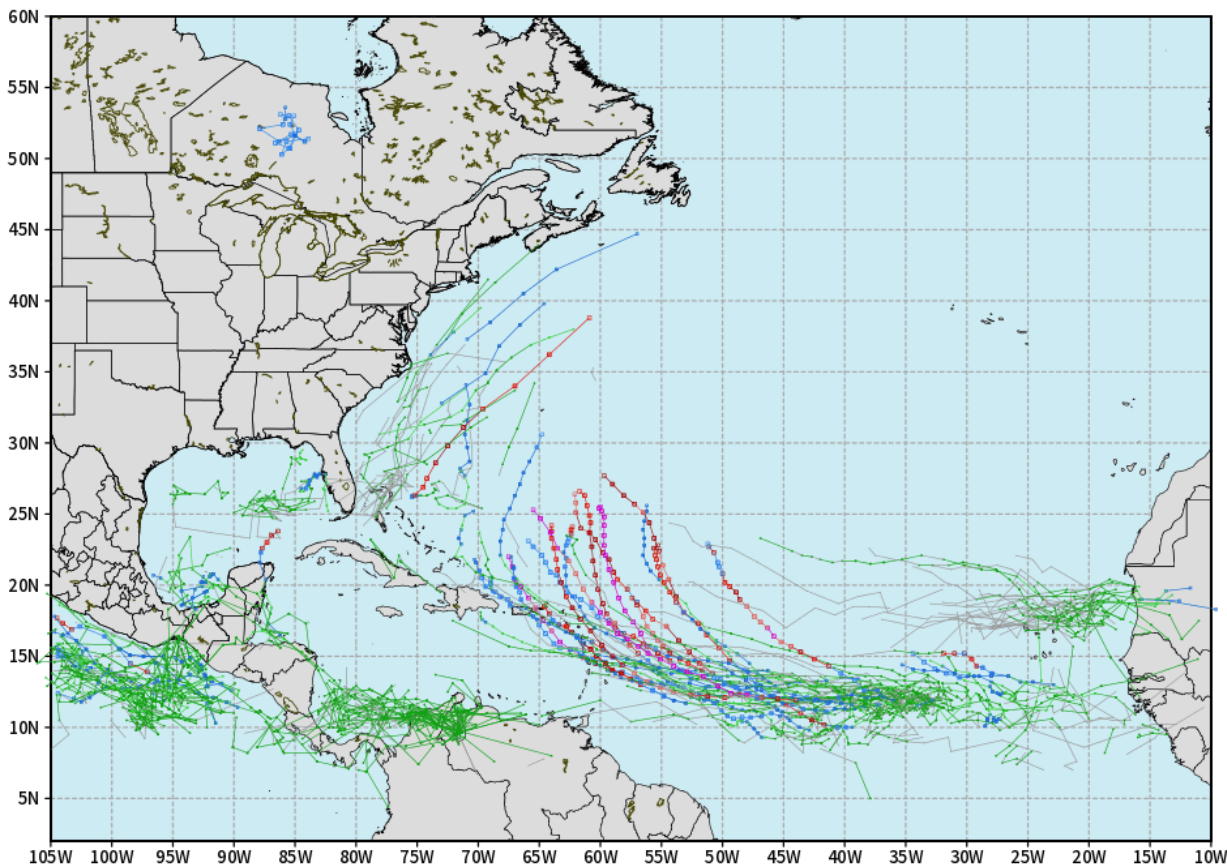


Houston Pilots Tropical Update

10-Day Tropical Outlook

ECMWF ATLANTIC EPS Cyclone Locations --> Next [10-days]
INIT: 00Z04SEP2025 --> UNTIL 00Z14SEP2025

o-o ENSEMBLE MEAN
o-o 1000 - 1010 hPa
o-o 980 - 999 hPa
o-o 960 - 979 hPa
o-o 950 - 959 hPa
o-o < 950 hPa



weathermodels.com

No tropical development favored in the Gulf over the next 7-10 days.

Monitoring an area of potential development in the Atlantic. Current thinking is that this will recurve out to the Atlantic.

We'll need to watch for an uptick in activity from the 15th to the 30th.

Houston Pilots Visibility Chart (miles)



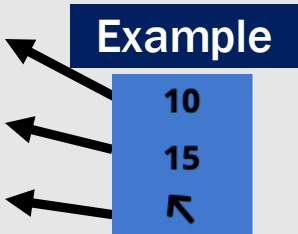
Visibility	Thu 4 pm	Thu 5 pm	Thu 6 pm	Thu 7 pm	Thu 8 pm	Thu 9 pm	Thu 10 pm	Thu 11 pm	Fri 12 am	Fri 1 am	Fri 2 am	Fri 3 am	Fri 4 am	Fri 5 am	Fri 6 am	Fri 7 am	Fri 8 am	Fri 9 am	Fri 10 am	Fri 11 am	Fri 12 pm	Fri 1 pm	Fri 2 pm	Fri 3 pm
Houston Pilots N - 610 Bridge	10	10	10	10	10	10	10	10	10	10	10	10	10	10	10	10	10	10	10	10	10	10	10	10
Houston Pilots M - Kinder 1	10	10	10	10	10	10	10	10	10	10	10	10	10	10	10	10	10	10	10	10	10	10	10	10
Houston Pilots L - Greens Bayou	10	10	10	10	10	10	10	10	10	10	10	10	10	10	10	10	10	10	10	10	10	10	10	10
Houston Pilots K - Shell Crude	10	10	10	10	10	10	10	10	10	10	10	10	10	10	10	10	10	10	10	10	10	10	10	10
Houston Pilots J - Lynchburg Ferries	10	10	10	10	10	10	10	10	10	10	10	10	10	10	10	10	10	10	10	10	10	10	10	10
Houston Pilots I - Exxon 3	10	10	10	10	10	10	10	10	10	10	10	10	10	10	10	10	10	10	10	10	10	10	10	10
Houston Pilots H - Morgans Point	10	10	10	10	10	10	10	10	10	10	10	10	10	10	10	10	10	10	10	10	10	10	10	10
Houston Pilots G - 75/76	10	10	10	10	10	10	10	10	10	10	10	10	10	10	10	10	10	10	10	10	10	10	10	10
Houston Pilots F - 63/64	10	10	10	10	10	10	10	10	10	10	10	10	10	10	10	10	10	10	10	10	10	10	10	10
Houston Pilots E - 51/52	10	10	10	10	10	10	10	10	10	10	10	10	10	10	10	10	10	10	10	10	10	10	10	10
Houston Pilots D - 37/38	10	10	10	10	10	10	10	10	10	10	10	10	10	10	10	10	10	10	10	10	10	10	10	10
Houston Pilots C - 25/26	10	10	10	10	10	10	10	10	10	10	10	10	10	10	10	10	10	10	10	10	10	10	10	10
Houston Pilots B - 11/12	10	10	10	10	10	10	10	10	10	10	10	10	10	10	10	10	10	10	10	10	10	10	10	10
Houston Pilots A - 1 & 2 Bravo	10	10	10	10	10	10	10	10	10	10	10	10	10	10	10	10	10	10	10	10	10	10	10	10

NOTE: This is automated data that may/may not agree with the official BAM thinking that's found on the daily slides or special visibility report slides. This data should be used as a guide only

Houston Pilots Wind Chart



Sustained Wind 10 Knots
Gusts 15 Knots
Wind from the SE



Wind	Thu 4 pm	Thu 5 pm	Thu 6 pm	Thu 7 pm	Thu 8 pm	Thu 9 pm	Thu 10 pm	Thu 11 pm	Fri 12 am	Fri 1 am	Fri 2 am	Fri 3 am	Fri 4 am	Fri 5 am	Fri 6 am	Fri 7 am	Fri 8 am	Fri 9 am	Fri 10 am	Fri 11 am	Fri 12 pm	Fri 1 pm	Fri 2 pm	Fri 3 pm
Houston Pilots N - 610 Bridge	3	3	5	6	7	6	7	7	7	6	6	6	6	6	6	6	5	6	6	7	7	7	7	8
	8	8	9	12	13	13	13	14	14	13	13	12	12	12	10	10	9	10	12	14	14	15	15	15
	↗	↗	↑	↖	↖	↖	↑	↑	↑	↑	↑	↑	↑	↑	↑	↑	↑	↑	↑	↑	↑	↑	↑	
Houston Pilots M - Kinder 1	3	3	5	6	7	6	7	7	7	6	6	6	6	6	6	6	5	6	6	7	8	7	7	8
	8	8	9	12	14	13	13	14	14	13	13	12	12	12	10	10	9	10	12	14	14	15	15	15
	↗	↗	↑	↖	↖	↖	↑	↑	↑	↑	↑	↑	↑	↑	↑	↑	↑	↑	↑	↑	↑	↑	↑	
Houston Pilots L - Greens Bayou	3	3	5	6	7	7	6	6	6	6	6	6	6	6	6	5	5	6	6	7	7	8	7	8
	9	8	10	12	14	13	13	14	13	13	13	12	12	12	10	10	9	10	12	13	14	15	15	15
	↗	↗	↖	↖	↖	↖	↑	↑	↑	↑	↑	↑	↑	↑	↑	↑	↑	↑	↑	↑	↑	↑	↑	↑
Houston Pilots K - Shell Crude	3	5	6	6	7	7	6	6	6	6	6	6	6	6	6	5	5	6	6	7	7	8	8	8
	9	9	10	12	14	13	13	14	13	13	13	12	12	12	10	10	9	10	12	13	14	15	15	16
	↗	↗	↖	↖	↖	↑	↑	↑	↑	↑	↑	↑	↑	↑	↑	↑	↑	↑	↑	↑	↑	↑	↑	↑
Houston Pilots J - Lynchburg Ferries	3	3	5	6	7	6	6	6	6	6	6	5	5	5	5	5	5	5	6	6	7	8	8	8
	9	9	10	13	14	13	13	13	13	12	13	12	12	12	10	9	9	10	12	13	14	14	15	16
	↗	↗	↖	↖	↖	↑	↑	↑	↑	↑	↑	↑	↑	↑	↑	↑	↑	↑	↑	↑	↑	↑	↑	↖
Houston Pilots I - Exxon 3	6	7	8	10	10	10	12	12	12	12	10	10	10	10	10	9	8	8	8	9	9	9	10	10
	12	12	13	15	16	16	16	16	16	16	16	16	16	15	15	14	13	13	13	14	15	15	16	17
	↗	↑	↖	↖	↑	↑	↑	↑	↑	↑	↑	↑	↑	↑	↑	↑	↑	↑	↑	↑	↑	↑	↑	↖
Houston Pilots H - Morgans Point	6	8	8	10	10	12	12	12	12	12	10	10	10	10	10	9	9	8	8	9	9	9	10	10
	12	12	13	15	16	16	16	16	16	16	16	16	15	15	15	14	13	13	13	14	15	15	16	17
	↑	↖	↖	↖	↑	↑	↑	↑	↑	↑	↑	↑	↑	↑	↑	↑	↑	↑	↑	↑	↑	↑	↖	↖
Houston Pilots G - 75/76	6	8	8	10	12	12	13	13	13	13	13	13	13	13	12	10	10	10	10	9	9	9	10	10
	12	13	14	16	16	17	17	17	17	18	17	18	17	17	17	16	15	15	15	15	16	16	16	17
	↖	↖	↖	↑	↑	↑	↑	↑	↑	↑	↑	↑	↑	↑	↑	↑	↑	↑	↑	↑	↑	↑	↖	↖
Houston Pilots F - 63/64	6	8	8	10	12	12	12	12	12	12	12	12	13	12	12	10	10	10	10	9	9	9	9	10
	12	13	14	15	16	16	16	17	17	17	17	17	17	17	17	16	15	15	15	15	15	16	17	
	↖	↖	↖	↑	↑	↑	↑	↑	↑	↑	↑	↑	↑	↑	↑	↑	↑	↑	↑	↑	↑	↑	↑	↖
Houston Pilots E - 51/52	6	7	8	10	12	12	12	12	12	13	13	13	13	13	13	12	12	10	10	10	10	10	10	10
	12	12	14	15	16	16	16	17	17	17	17	18	18	18	17	17	16	16	16	16	16	16	16	
	↖	↖	↑	↑	↑	↑	↑	↑	↑	↑	↑	↑	↑	↑	↑	↑	↑	↑	↑	↑	↑	↑	↑	↑
Houston Pilots D - 37/38	6	7	8	9	10	12	12	12	12	13	13	13	13	13	13	13	13	12	10	10	10	10	10	10
	12	12	14	15	16	16	16	17	17	18	17	18	18	18	17	17	17	16	16	16	16	16	16	
	↖	↑	↑	↑	↑	↑	↑	↑	↑	↑	↑	↑	↑	↑	↑	↑	↑	↑	↑	↑	↑	↑	↑	↑
Houston Pilots C - 25/26	6	7	8	9	10	10	10	10	12	12	12	12	13	13	13	13	12	12	12	10	10	10	10	10
	10	12	13	15	15	15	15	16	16	16	17	17	17	18	17	17	17	17	16	16	16	16	15	
	↖	↑	↑	↑	↑	↑	↑	↑	↑	↑	↑	↑	↑	↑	↑	↑	↑	↑	↑	↑	↑	↑	↑	↑
Houston Pilots B - 11/12	6	7	8	8	9	9	9	9	9	9	10	10	10	10	10	10	10	10	10	10	10	9	9	9
	12	13	13	14	15	15	15	15	16	16	16	16	17	17	17	17	17	16	16	16	16	15	15	15
	↑	↑	↑	↑	↑	↑	↑	↑	↑	↑	↑	↑	↑	↑	↑	↑	↑	↑	↑	↑	↑	↑	↑	↑
Houston Pilots A - 1 & 2 Bravo	6	7	8	8	9	10	10	12	12	13	13	13	13	13	14	13	13	13	12	10	10	9	8	8
	12	12	13	14	15	15	16	16	17	18	18	18	20	20	20	18	20	18	18	17	16	15	15	14
	↑	↑	↑	↑	↑	↑	↑	↑	↑	↑	↑	↑	↑	↑	↑	↑	↑	↑	↑	↑	↑	↑	↑	↑

NOTE: This is automated data that may/may not agree with the official BAM thinking that's found on the daily slides.
This data should be used as a guide only.

Houston Pilots: THU. 9/4/2025

Forecast Discussion

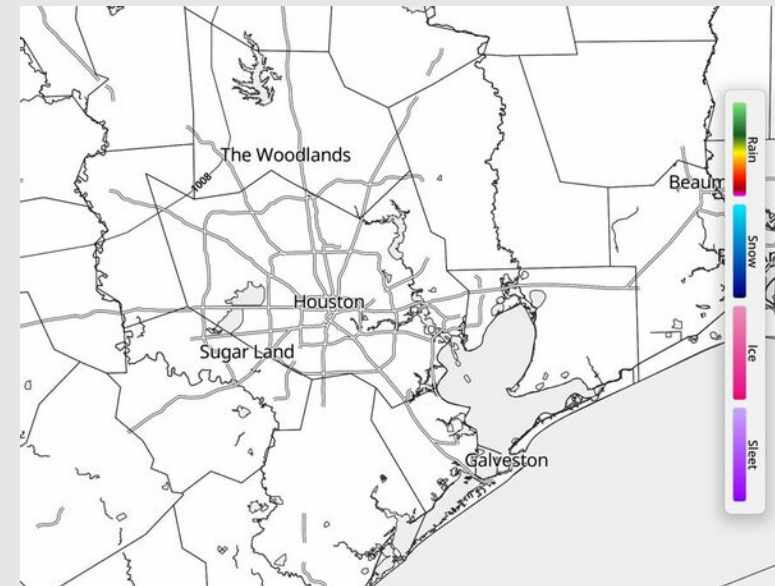
Precip: Dry conditions are favored for the remainder of the day.

Wind: Winds will be out of the S for the remainder of the day. **N of Morgan's Point:** Winds will be at 3 – 8 kts. **S of Morgan's Point:** Winds will be at 5 – 10 kts, increasing slightly to 7 – 12 kts after 6PM.

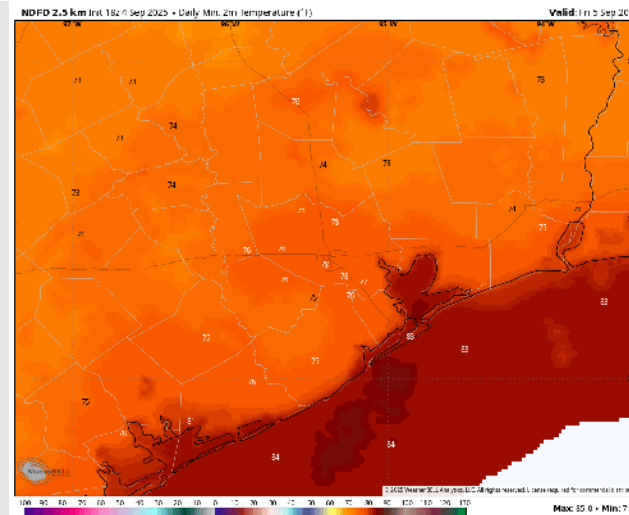
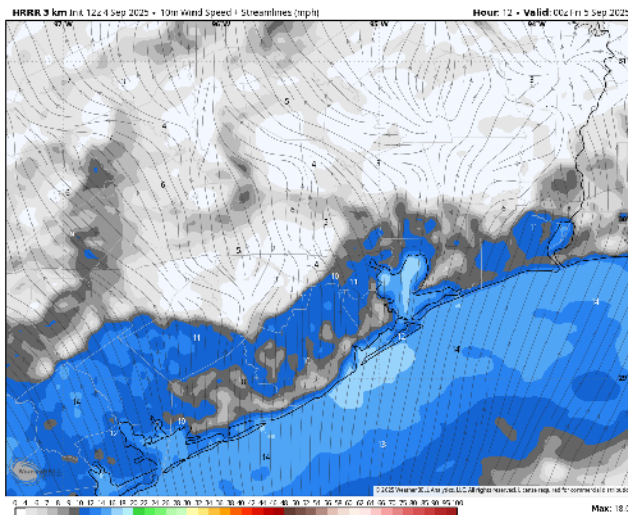
Low Temps: **N of Morgan's Point:** Upper 70s F. **S of Morgan's Point:** Low 80s F.

Visibility: No visibility concerns for today.

Precip Image: 6 PM CT



Wind Speed:
7 PM CT



Low Temps
FRI AM

Houston Pilots: FRI. 9/5/2025

Forecast Discussion

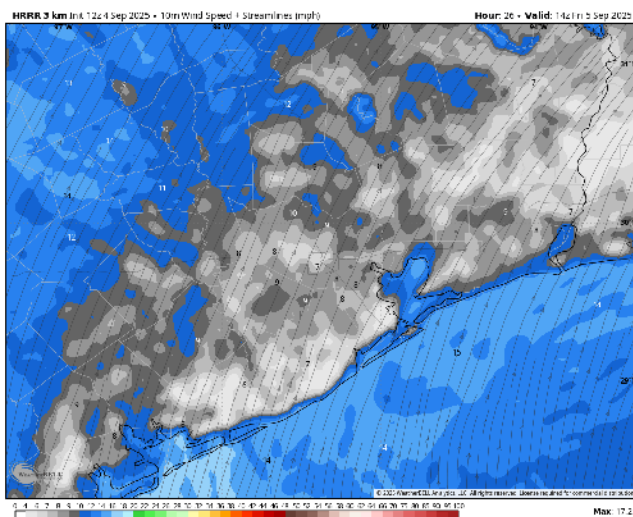
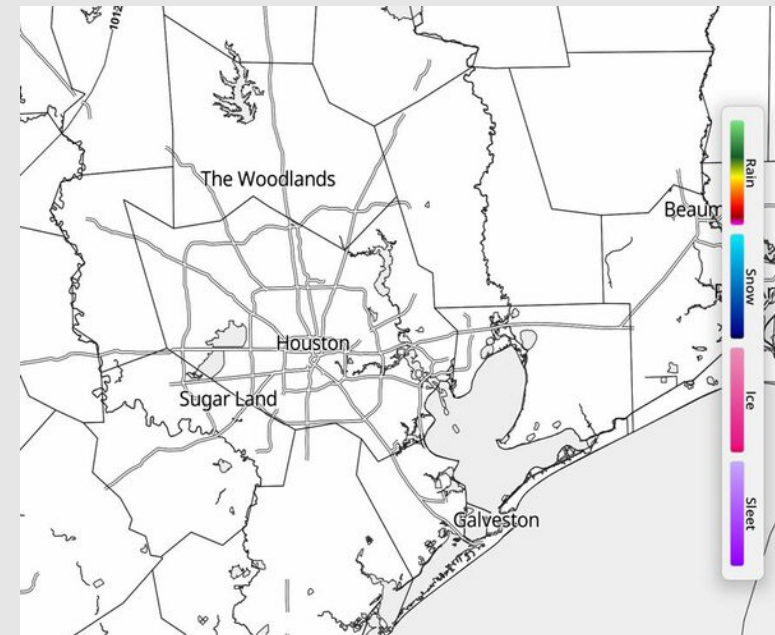
Precip: Dry conditions favored on Friday.

Wind: Winds will be out of the S, shifting slightly to be out of the SE after 6PM. **N of Morgan's Point:** Winds will be at 5 – 10 kts. **S of Morgan's Point:** Winds will be at to 7 – 12 kts. **Wind gusts up to 20 kts at times will be possible for all Stations through 1PM.**

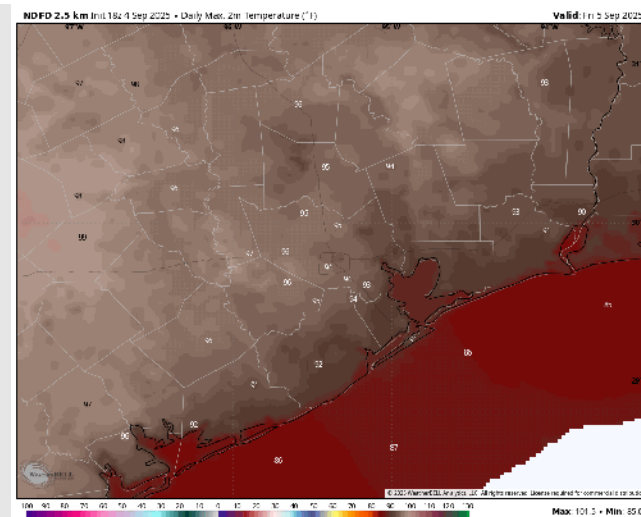
High Temps: **N of Morgan's Point:** Low 90s F. **S of Morgan's Point:** Upper 80s to low 90s F.

Visibility: No visibility concerns Friday.

Precip Image: 1 PM CT



Wind Speed:
9 AM CT



High Temps
Friday

Houston Pilots: SAT. 9/6/2025

Forecast Discussion

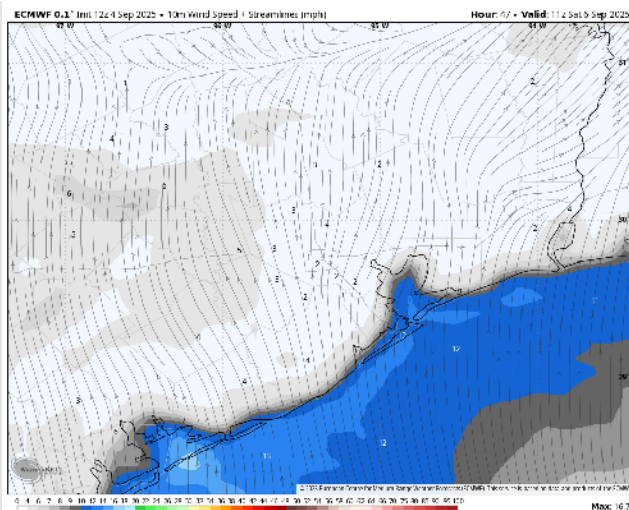
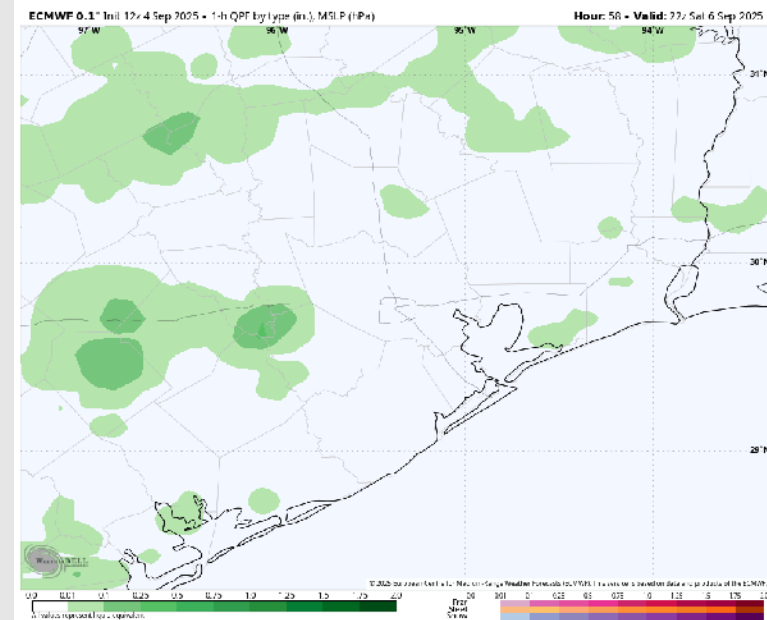
Precip: Isolated showers in play for all Stations from 3 PM – 9 PM. A few storms will be possible as well, especially for Stations N. of Morgan's Point.

Wind: Winds will be generally out of the S/SW, becoming variable at times. **N of Morgan's Point:** Winds will be at 1 – 6 kts. **S of Morgan's Point:** Winds will be at 5 – 10 kts through 9AM before decreasing to 3 – 8 kts after then.

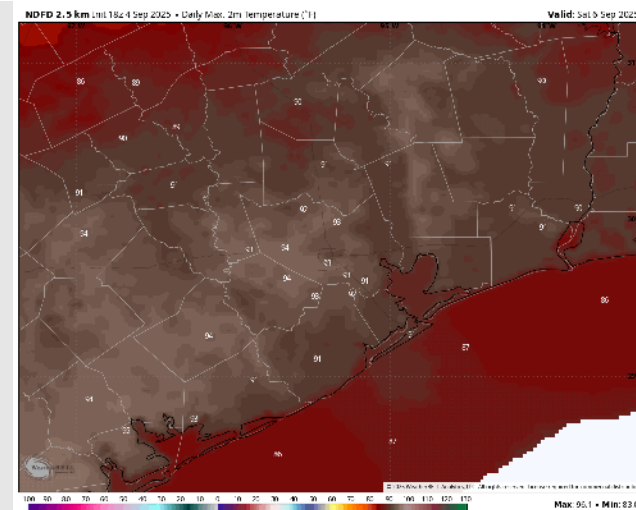
High Temps: **N of Morgan's Point:** Low 90s F. **S of Morgan's Point:** Near 90 F.

Visibility: No visibility concerns Saturday.

Precip Image: 5 PM CT



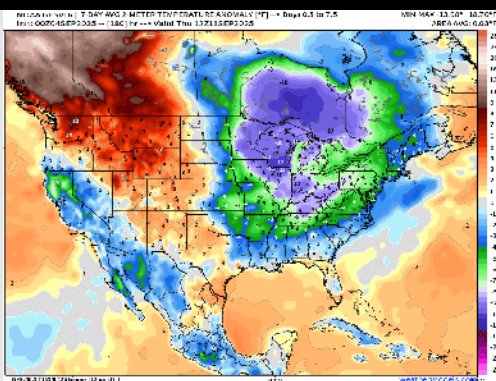
Wind Speed:
6 AM CT



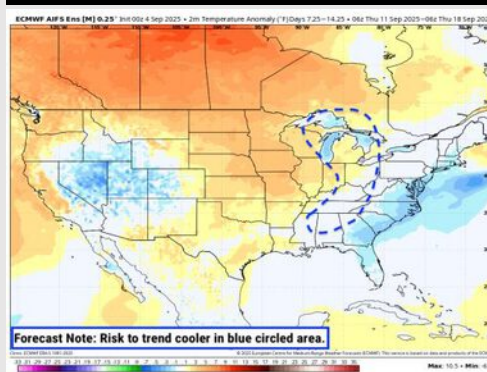
High Temps
Saturday

Houston Pilots: 9/4/25

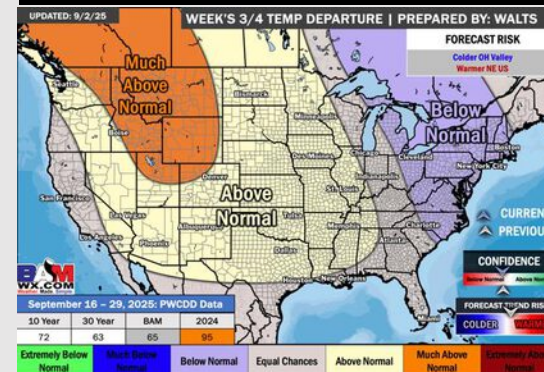
Next 7 Day Temperature Departure



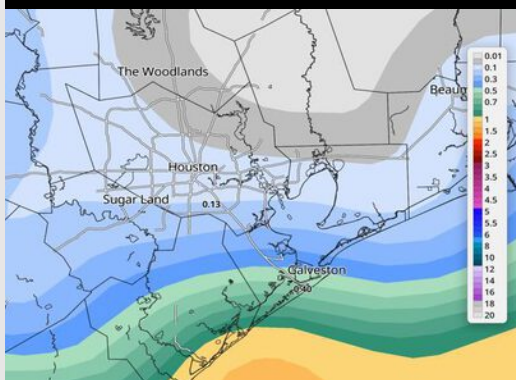
8-14 Day Temperature Departure



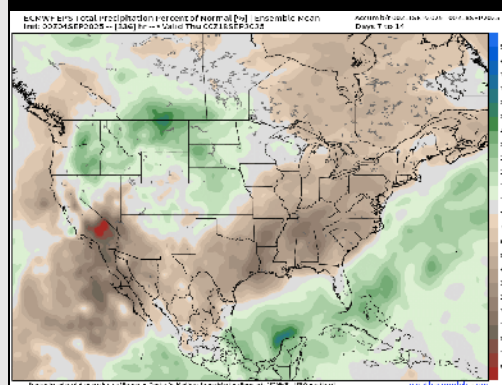
15-30 Day Temperature Departure



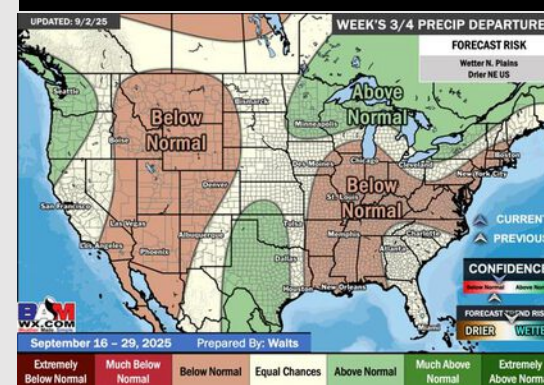
Next 7 Day Total Precipitation



8-14 Day % of Average Precip.



15-30 Day % of Average Precip.



- Temps are expected to be near normal for the next 7 days with drier conditions this weekend before more rain chances early next week.
- Above normal temperatures and below normal rain chances are favored for days 8 – 14.
- Near normal temperatures are favored for mid to late September with near normal rainfall chances.