

Houston Pilots Forecast Package



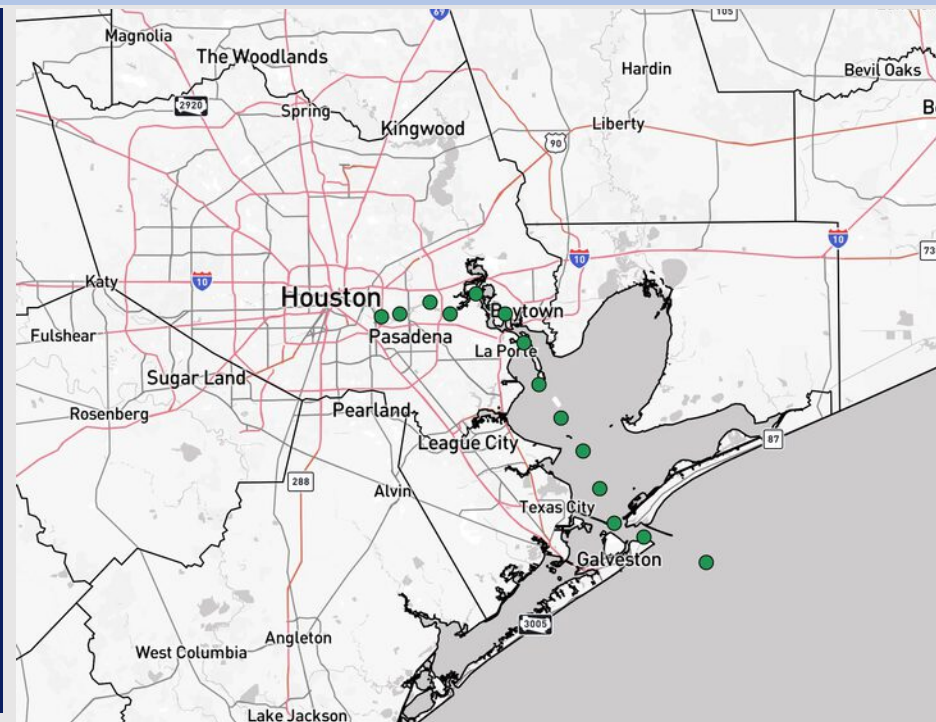
Updated: 8:30 PM CT

Tuesday, September 30, 2025

Forecaster: Sam Lang

Weather Headlines

- Mostly dry conditions favored over the next 48 hours outside of a light, isolated shower.
- No visibility concerns over the next 72 hours.
- No tropical activity is favored in the Gulf over the next 7-10 days.



Current Radar: 8:26 PM CT

As always, please do not hesitate to reach out to us with any forecast questions at [\(317\)-560-8122](tel:3175608122). Press 1 for forecast questions.

You can also access real-time forecast updates and 24/7 meteorological chat assistance on your [Clarity](#) app. Click [here](#) for login assistance.

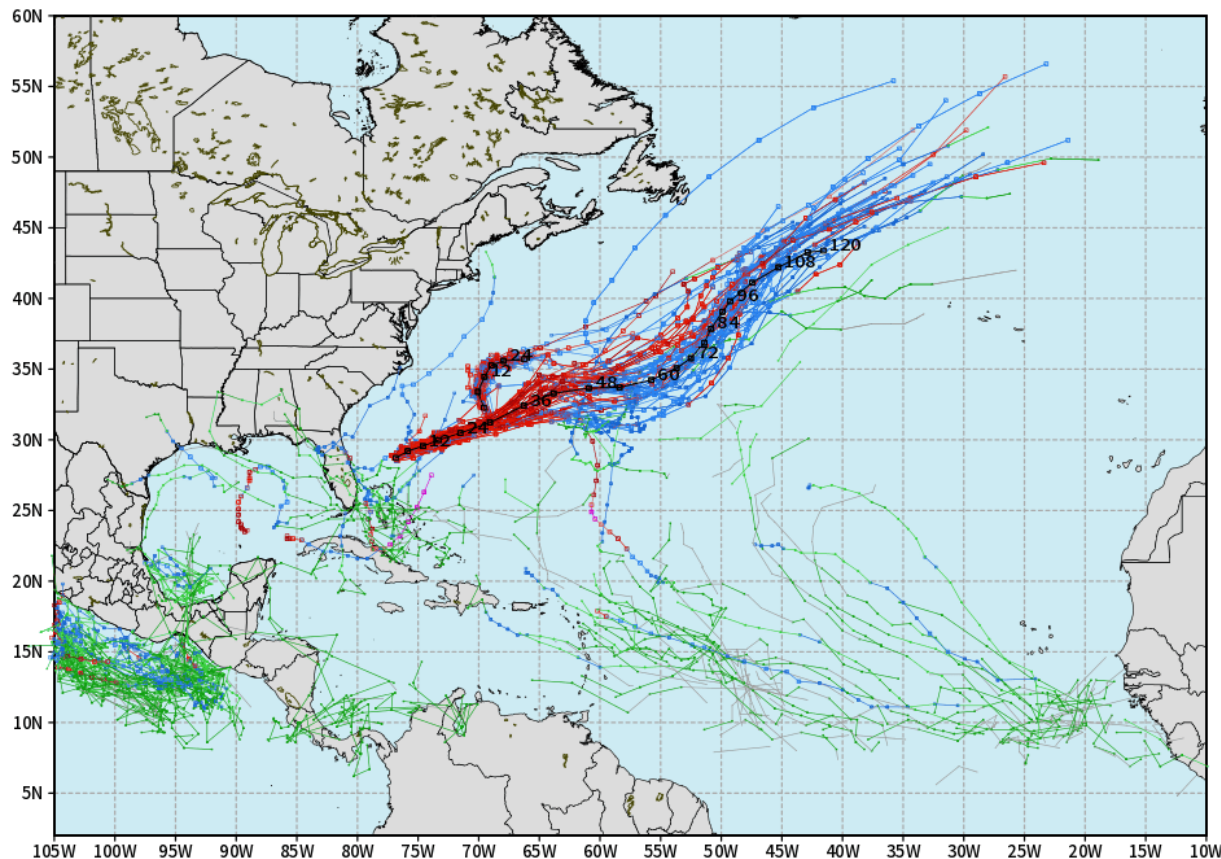


Houston Pilots Tropical Update

10-Day Tropical Outlook

ECMWF ATLANTIC EPS Cyclone Locations --> Next [10-days]
INIT: 12Z30SEP2025 --> UNTIL 12Z20OCT2025

o-o ENSEMBLE MEAN
o-o 1000 - 1010 hPa
o-o 980 - 999 hPa
o-o 960 - 979 hPa
o-o 950 - 959 hPa
o-o < 950 hPa



weathermodels.com

No tropical development favored in the Gulf over the next 7-10 days.

Hurricane Humberto and Tropical Storm Imelda are both favored to stay in the Atlantic.

Houston Pilots Visibility Chart (miles)



| Visibility | Tue 10 pm | Tue 11 pm | Wed 12 am | Wed 1 am | Wed 2 am | Wed 3 am | Wed 4 am | Wed 5 am | Wed 6 am | Wed 7 am | Wed 8 am | Wed 9 am | Wed 10 am | Wed 11 am | Wed 12 pm | Wed 1 pm | Wed 2 pm | Wed 3 pm | Wed 4 pm | Wed 5 pm | Wed 6 pm | Wed 7 pm | Wed 8 pm | Wed 9 pm |
|--------------------------------------|-----------|-----------|-----------|----------|----------|----------|----------|----------|----------|----------|----------|----------|-----------|-----------|-----------|----------|----------|----------|----------|----------|----------|----------|----------|----------|
| Houston Pilots N - 610 Bridge | 10 | 10 | 10 | 10 | 10 | 10 | 10 | 10 | 10 | 10 | 10 | 10 | 10 | 10 | 10 | 10 | 10 | 10 | 10 | 10 | 10 | 10 | 10 | 10 |
| Houston Pilots M - Kinder 1 | 10 | 10 | 10 | 10 | 10 | 10 | 10 | 10 | 10 | 10 | 10 | 10 | 10 | 10 | 10 | 10 | 10 | 10 | 10 | 10 | 10 | 10 | 10 | 10 |
| Houston Pilots L - Greens Bayou | 10 | 10 | 10 | 10 | 10 | 10 | 10 | 10 | 10 | 10 | 10 | 10 | 10 | 10 | 10 | 10 | 10 | 10 | 10 | 10 | 10 | 10 | 10 | 10 |
| Houston Pilots K - Shell Crude | 10 | 10 | 10 | 10 | 10 | 10 | 10 | 10 | 10 | 10 | 10 | 10 | 10 | 10 | 10 | 10 | 10 | 10 | 10 | 10 | 10 | 10 | 10 | 10 |
| Houston Pilots J - Lynchburg Ferries | 10 | 10 | 10 | 10 | 10 | 10 | 10 | 10 | 10 | 10 | 10 | 10 | 10 | 10 | 10 | 10 | 10 | 10 | 10 | 10 | 10 | 10 | 10 | 10 |
| Houston Pilots I - Exxon 3 | 10 | 10 | 10 | 10 | 10 | 10 | 10 | 10 | 10 | 10 | 10 | 10 | 10 | 10 | 10 | 10 | 10 | 10 | 10 | 10 | 10 | 10 | 10 | 10 |
| Houston Pilots H - Morgans Point | 10 | 10 | 10 | 10 | 10 | 10 | 10 | 10 | 10 | 10 | 10 | 10 | 10 | 10 | 10 | 10 | 10 | 10 | 10 | 10 | 10 | 10 | 10 | 10 |
| Houston Pilots G - 75/76 | 10 | 10 | 10 | 10 | 10 | 10 | 10 | 10 | 10 | 10 | 10 | 7.9 | 10 | 10 | 10 | 10 | 10 | 10 | 10 | 10 | 10 | 10 | 10 | 10 |
| Houston Pilots F - 63/64 | 10 | 10 | 10 | 10 | 10 | 10 | 10 | 10 | 10 | 10 | 10 | 7.9 | 10 | 10 | 10 | 10 | 10 | 10 | 10 | 10 | 10 | 10 | 10 | 10 |
| Houston Pilots E - 51/52 | 10 | 10 | 10 | 10 | 10 | 10 | 10 | 10 | 10 | 10 | 10 | 7.9 | 10 | 10 | 10 | 10 | 10 | 10 | 10 | 10 | 10 | 10 | 10 | 10 |
| Houston Pilots D - 37/38 | 10 | 10 | 10 | 10 | 10 | 10 | 10 | 10 | 10 | 10 | 10 | 7.9 | 10 | 10 | 10 | 10 | 10 | 10 | 10 | 10 | 10 | 10 | 10 | 10 |
| Houston Pilots C - 25/26 | 10 | 10 | 10 | 10 | 10 | 10 | 10 | 10 | 10 | 10 | 10 | 7.9 | 10 | 10 | 10 | 10 | 10 | 10 | 10 | 10 | 10 | 10 | 10 | 10 |
| Houston Pilots B - 11/12 | 10 | 10 | 10 | 10 | 10 | 10 | 10 | 10 | 10 | 10 | 10 | 7.9 | 10 | 10 | 10 | 10 | 10 | 10 | 10 | 10 | 10 | 10 | 10 | 10 |
| Houston Pilots A - 1 & 2 Bravo | 10 | 10 | 10 | 10 | 10 | 10 | 10 | 10 | 10 | 10 | 10 | 7.9 | 10 | 10 | 10 | 10 | 10 | 10 | 10 | 10 | 10 | 10 | 10 | 10 |

NOTE: This is automated data that may/may not agree with the official BAM thinking that's found on the daily slides or special visibility report slides. This data should be used as a guide only

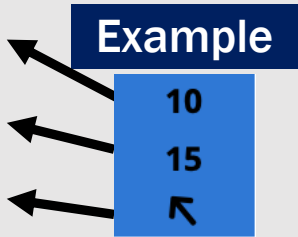
Houston Pilots Wind Chart



Sustained Wind 10 Knots

Gusts 15 Knots

Wind from the SE



| Wind | Tue 10 pm | Tue 11 pm | Wed 12 am | Wed 1 am | Wed 2 am | Wed 3 am | Wed 4 am | Wed 5 am | Wed 6 am | Wed 7 am | Wed 8 am | Wed 9 am | Wed 10 am | Wed 11 am | Wed 12 pm | Wed 1 pm | Wed 2 pm | Wed 3 pm | Wed 4 pm | Wed 5 pm | Wed 6 pm | Wed 7 pm | Wed 8 pm | Wed 9 pm |
|--------------------------------------|-------------|-------------|-------------|-------------|-------------|-------------|-------------|-------------|-------------|--------------|--------------|--------------|--------------|--------------|--------------|-------------|--------------|--------------|--------------|--------------|--------------|--------------|--------------|--------------|
| Houston Pilots N - 610 Bridge | 3 7 ↙ | 2 6 ↙ | 1 5 ↙ | 1 3 ↘ | 1 2 ↘ | 1 3 ↘ | 1 3 ↘ | 2 5 ↓ | 2 5 ↓ | 2 6 ↓ | 2 6 ↓ | 2 6 ↓ | 3 6 ↘ | 3 7 ↘ | 3 8 ↘ | 3 8 ↘ | 5 9 ↘ | 5 9 ↘ | 5 10 ↘ | 5 10 ↘ | 5 10 ↘ | 5 9 ↘ | 5 9 ↘ | 3 8 ↘ |
| Houston Pilots M - Kinder 1 | 3 7 ↙ | 2 6 ↙ | 1 5 ↙ | 1 3 ↘ | 1 2 ↘ | 1 3 ↘ | 1 3 ↘ | 2 5 ↓ | 2 5 ↓ | 2 5 ↓ | 2 6 ↓ | 2 6 ↓ | 3 6 ↘ | 3 7 ↘ | 3 8 ↘ | 3 8 ↘ | 5 9 ↘ | 5 9 ↘ | 5 10 ↘ | 5 9 ↘ | 5 9 ↘ | 5 9 ↘ | 5 9 ↘ | 3 8 ↘ |
| Houston Pilots L - Greens Bayou | 3 7 ↙ | 2 6 ↙ | 1 3 ↙ | 1 3 ↘ | 1 2 ↘ | 1 2 ↘ | 1 3 ↘ | 2 5 ↓ | 2 5 ↓ | 2 5 ↓ | 2 6 ↓ | 2 6 ↓ | 3 6 ↘ | 3 7 ↘ | 3 8 ↘ | 3 8 ↘ | 5 9 ↘ | 5 9 ↘ | 5 9 ↘ | 5 9 ↘ | 5 9 ↘ | 5 9 ↘ | 5 9 ↘ | 3 8 ↘ |
| Houston Pilots K - Shell Crude | 3 7 ↙ | 2 6 ↙ | 1 3 ↙ | 1 3 ↘ | 1 2 ↘ | 1 2 ↘ | 1 3 ↘ | 2 5 ↓ | 2 5 ↓ | 2 5 ↓ | 3 6 ↓ | 3 6 ↓ | 3 6 ↘ | 3 7 ↘ | 3 8 ↘ | 3 8 ↘ | 5 9 ↘ | 5 9 ↘ | 5 9 ↘ | 5 9 ↘ | 5 9 ↘ | 5 9 ↘ | 5 9 ↘ | 3 8 ↘ |
| Houston Pilots J - Lynchburg Ferries | 2 7 ↙ | 2 5 ↙ | 1 3 ↙ | 1 2 ↘ | 1 2 ↘ | 1 2 ↘ | 1 3 ↘ | 1 5 ↓ | 1 5 ↓ | 2 5 ↓ | 2 6 ↓ | 2 6 ↓ | 2 6 ↘ | 3 7 ↘ | 3 8 ↘ | 3 8 ↘ | 3 9 ↘ | 3 9 ↘ | 5 9 ↘ | 5 9 ↘ | 5 8 ↘ | 3 9 ↘ | 3 9 ↘ | 3 8 ↘ |
| Houston Pilots I - Exxon 3 | 6 9 ↙ | 6 7 ↙ | 3 7 ↙ | 3 6 ↘ | 3 6 ↘ | 3 6 ↘ | 5 6 ↘ | 5 8 ↓ | 6 8 ↓ | 6 8 ↓ | 6 9 ↓ | 6 8 ↓ | 6 8 ↘ | 6 8 ↘ | 5 9 ↘ | 5 9 ↘ | 6 10 ↘ | 6 10 ↘ | 6 12 ↘ | 6 10 ↘ | 7 10 ↘ | 7 10 ↘ | 7 10 ↘ | 6 9 ↘ |
| Houston Pilots H - Morgans Point | 6 8 ↙ | 5 7 ↙ | 3 6 ↙ | 3 6 ↘ | 3 6 ↘ | 3 6 ↘ | 3 7 ↘ | 5 8 ↓ | 6 8 ↓ | 6 8 ↓ | 6 9 ↓ | 6 8 ↓ | 6 8 ↘ | 6 9 ↘ | 5 9 ↘ | 5 9 ↘ | 6 10 ↘ | 5 10 ↘ | 6 10 ↘ | 6 10 ↘ | 6 10 ↘ | 6 10 ↘ | 7 10 ↘ | 6 9 ↘ |
| Houston Pilots G - 75/76 | 6 9 ↙ | 6 8 ↙ | 5 7 ↙ | 5 6 ↘ | 5 6 ↘ | 5 7 ↘ | 6 8 ↘ | 6 9 ↓ | 6 9 ↓ | 6 9 ↓ | 7 9 ↓ | 7 9 ↓ | 6 9 ↘ | 6 10 ↘ | 5 9 ↘ | 5 9 ↘ | 5 9 ↘ | 5 9 ↘ | 5 10 ↘ | 5 10 ↘ | 6 10 ↘ | 6 10 ↘ | 8 12 ↘ | 7 10 ↘ |
| Houston Pilots F - 63/64 | 6 9 ↙ | 6 8 ↙ | 5 7 ↙ | 5 6 ↘ | 5 6 ↘ | 5 7 ↘ | 6 8 ↘ | 6 9 ↓ | 6 9 ↓ | 7 9 ↓ | 7 9 ↓ | 7 9 ↓ | 6 10 ↘ | 6 10 ↘ | 5 9 ↘ | 3 9 ↘ | 5 9 ↘ | 5 8 ↘ | 5 9 ↘ | 5 9 ↘ | 6 9 ↘ | 6 10 ↘ | 7 10 ↘ | 7 9 ↘ |
| Houston Pilots E - 51/52 | 5 8 ↙ | 5 7 ↙ | 5 6 ↙ | 3 6 ↘ | 3 6 ↘ | 5 7 ↘ | 6 7 ↘ | 6 9 ↓ | 6 9 ↓ | 7 9 ↓ | 7 10 ↓ | 7 10 ↓ | 6 10 ↘ | 6 10 ↘ | 6 9 ↘ | 5 9 ↘ | 5 9 ↘ | 3 8 ↘ | 3 9 ↘ | 5 9 ↘ | 5 9 ↘ | 6 10 ↘ | 7 10 ↘ | 6 9 ↘ |
| Houston Pilots D - 37/38 | 5 7 ↙ | 5 7 ↙ | 3 6 ↙ | 3 6 ↘ | 3 6 ↘ | 5 7 ↘ | 6 7 ↘ | 6 9 ↓ | 6 9 ↓ | 7 9 ↓ | 7 10 ↓ | 7 10 ↓ | 7 10 ↘ | 6 10 ↘ | 6 9 ↘ | 5 9 ↘ | 5 9 ↘ | 3 8 ↘ | 3 8 ↘ | 5 8 ↘ | 5 9 ↘ | 6 9 ↘ | 7 10 ↘ | 6 9 ↘ |
| Houston Pilots C - 25/26 | 5 7 ↙ | 5 7 ↙ | 3 6 ↙ | 3 6 ↘ | 3 6 ↘ | 5 7 ↘ | 6 7 ↘ | 6 9 ↓ | 6 9 ↓ | 7 9 ↓ | 7 10 ↓ | 7 10 ↓ | 7 10 ↘ | 7 12 ↘ | 6 9 ↘ | 5 9 ↘ | 5 9 ↘ | 5 8 ↘ | 3 8 ↘ | 5 8 ↘ | 5 8 ↘ | 6 9 ↘ | 6 9 ↘ | 6 9 ↘ |
| Houston Pilots B - 11/12 | 3 7 ↙ | 3 7 ↙ | 3 6 ↙ | 3 6 ↘ | 3 6 ↘ | 3 7 ↘ | 3 7 ↘ | 5 9 ↓ | 6 9 ↓ | 6 9 ↓ | 6 10 ↓ | 6 10 ↓ | 6 10 ↘ | 6 12 ↘ | 6 9 ↘ | 6 9 ↘ | 5 9 ↘ | 5 8 ↘ | 3 8 ↘ | 5 8 ↘ | 5 9 ↘ | 5 9 ↘ | 6 9 ↘ | 5 9 ↘ |
| Houston Pilots A - 1 & 2 Bravo | 3 7 ↙ | 3 7 ↙ | 3 6 ↙ | 3 6 ↘ | 3 6 ↘ | 5 7 ↘ | 6 7 ↘ | 6 9 ↓ | 7 9 ↓ | 7 10 ↓ | 8 12 ↓ | 8 12 ↓ | 7 12 ↘ | 7 13 ↘ | 6 10 ↘ | 5 9 ↘ | 5 9 ↘ | 3 8 ↘ | 2 8 ↘ | 3 8 ↘ | 5 8 ↘ | 5 9 ↘ | 6 9 ↘ | 5 8 ↘ |

NOTE: This is automated data that may/may not agree with the official BAM thinking that's found on the daily slides.
This data should be used as a guide only.

Houston Pilots: WED. 10/1/2025

Forecast Discussion

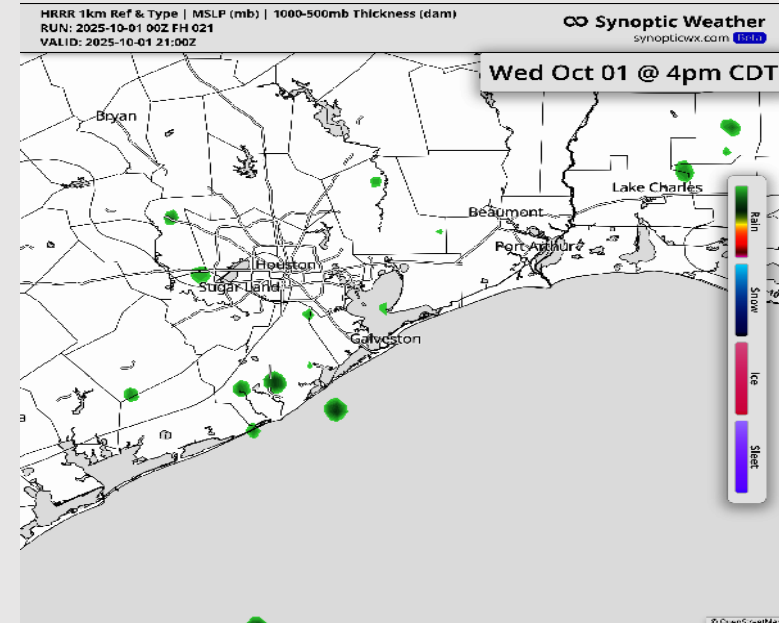
Precip: Very isolated, light showers in play from 2 – 9 PM.

Wind: Winds will be out of the N/NE, rotating to be out of the SE after 3PM. **N of Morgan's Point:** Winds will be at 3 – 8 kts. **S of Morgan's Point:** Winds will be at 4 – 9 kts.

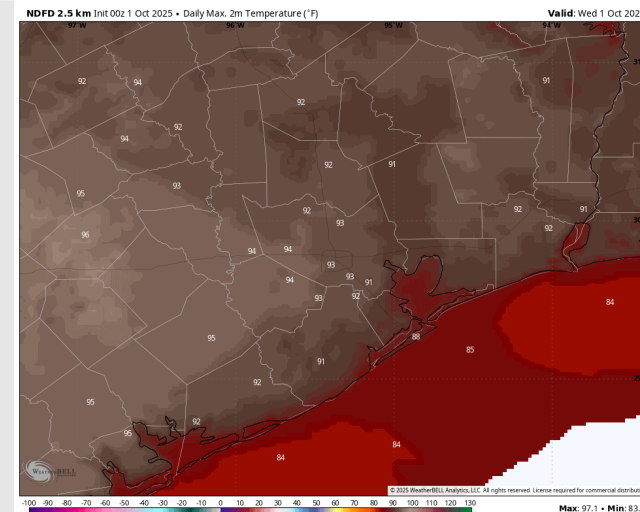
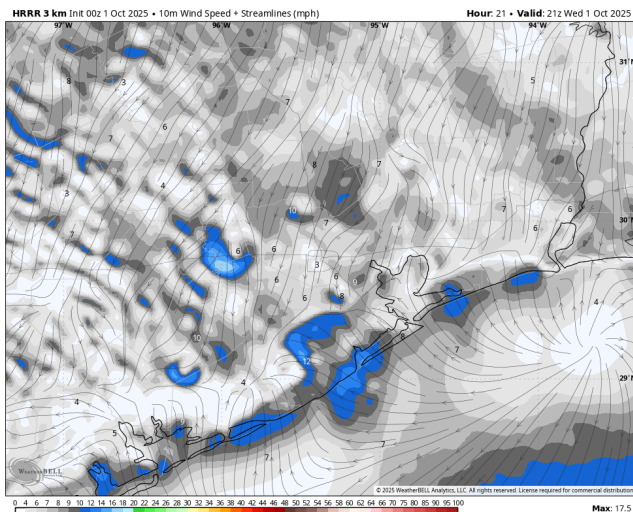
High Temps: **N of Morgan's Point:** Low 90s F. **S of Morgan's Point:** High 80s F.

Visibility: No visibility concerns Wednesday.

Precip Image: 4 PM CT



Wind Speed:
4 PM CT



High Temps
Today

Houston Pilots: THU. 10/2/2025

Forecast Discussion

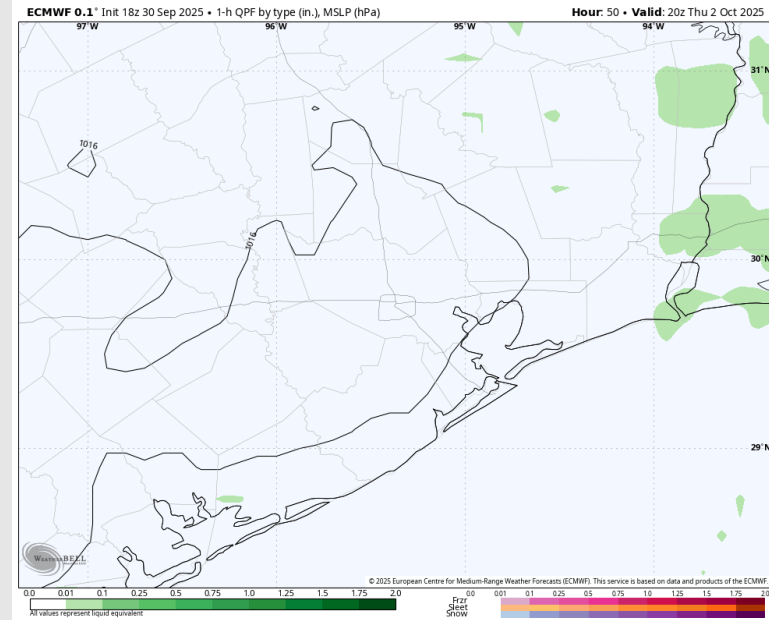
Precip: Scattered showers possible E of all Stations from 1 – 7 PM Thursday, otherwise, dry conditions favored.

Wind: Winds will be generally out of the N/NE through 3 PM before shifting out of the E/SE. **N of Morgan's Point:** Winds will be at 1 – 6 kts. **S of Morgan's Point:** Winds will be at 4 – 9 kts through 7 PM before increasing to 6 – 11 kts.

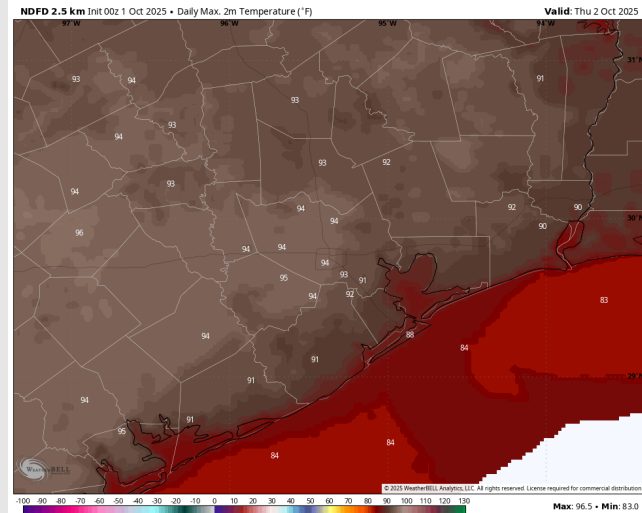
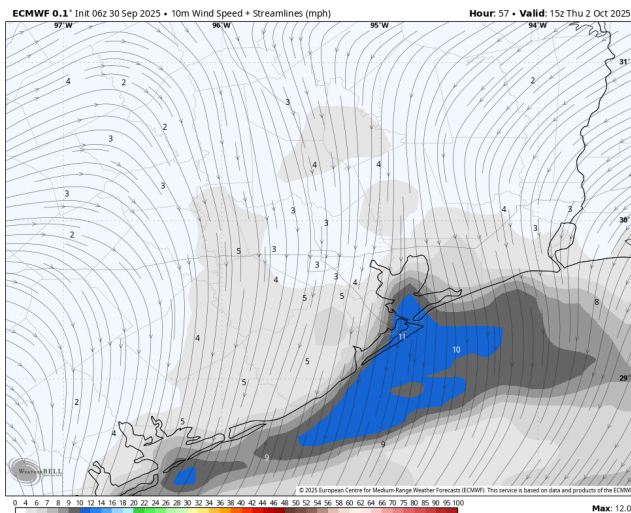
High Temps: **N of Morgan's Point:** Low 90s. **S of Morgan's Point:** High 80s F.

Visibility: No visibility concerns for Thursday.

Precip Image: 3 PM CT



Wind Speed:
10 AM CT



High Temps
Thursday

Houston Pilots: FRI. 10/3/2025

Forecast Discussion

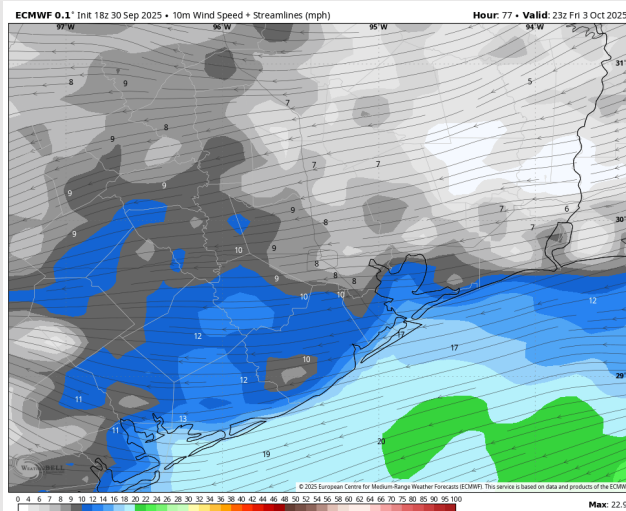
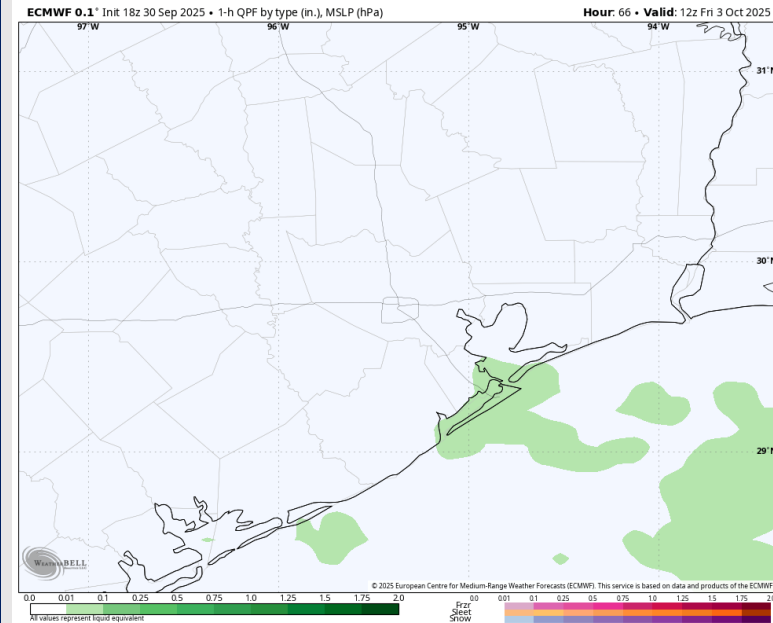
Precip: Isolated showers possible S of Morgan's Point from 1 AM – 2PM.

Wind: Winds will be generally out of the E Friday. **N of Morgan's Point:** Winds will be at 3 – 8 kts. **S of Morgan's Point:** Winds will be at 9 – 14 kts.

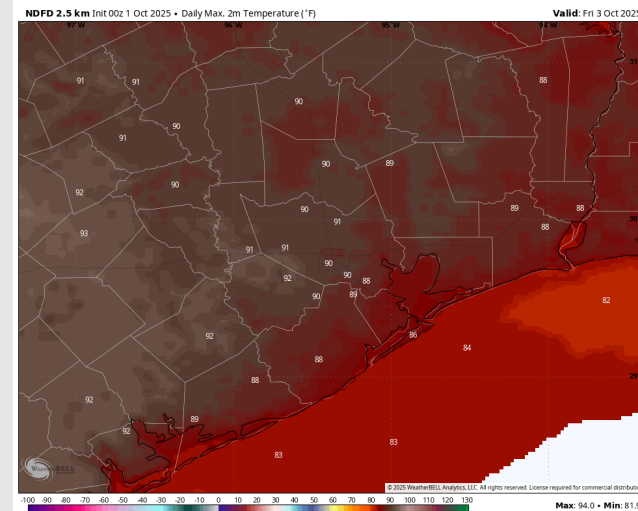
High Temps: **N of Morgan's Point:** High 80s. **S of Morgan's Point:** Mid to High 80s F.

Visibility: No visibility concerns Friday.

Precip Image: 7 AM CT



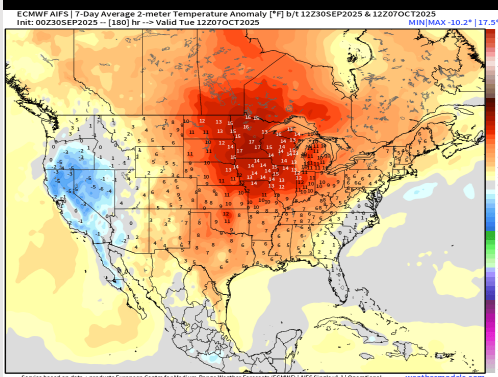
Wind Speed:
6 PM CT



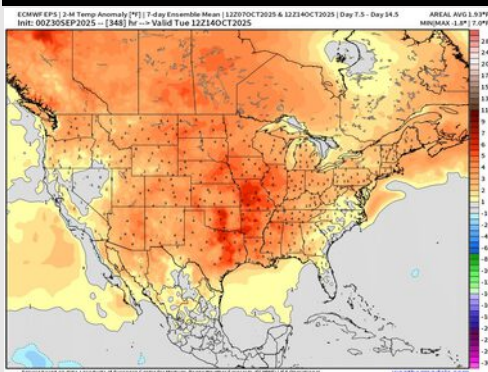
High Temps
Friday

Houston Pilots: 10/1/25

Next 7 Day Temperature Departure

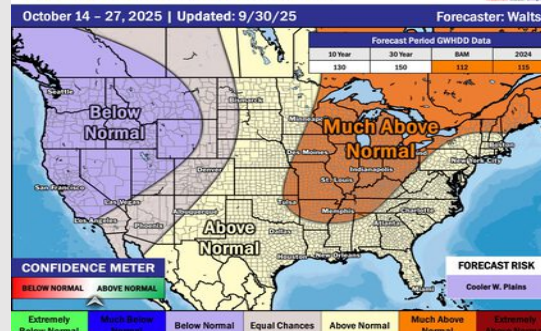


8-14 Day Temperature Departure

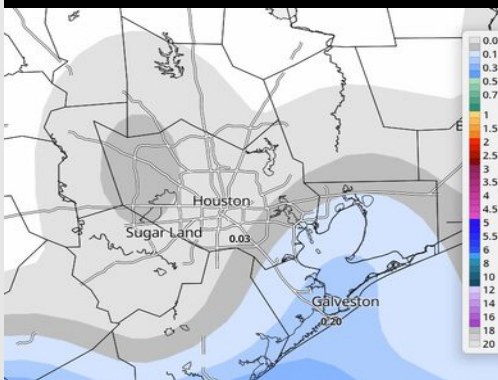


15-30 Day Temperature Departure

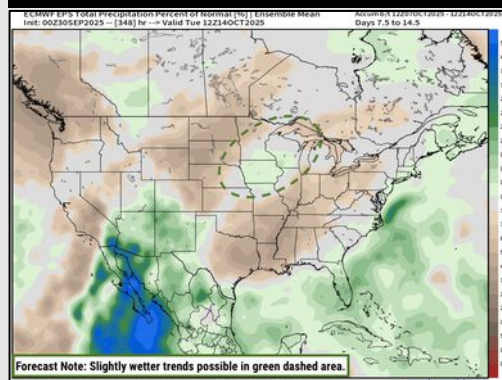
Week ¾ Temperature Outlook



Next 7 Day Total Precipitation

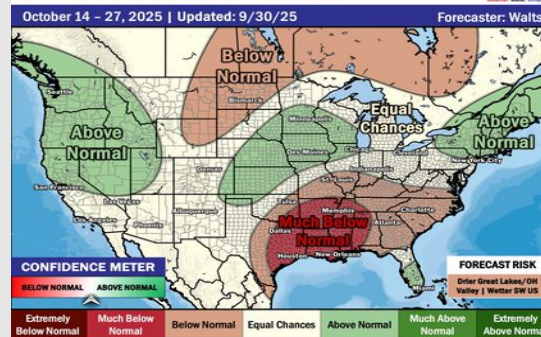


8-14 Day % of Average Precip.



15-30 Day % of Average Precip.

Week ¾ Precipitation Outlook



- Temps are expected to be above normal for the next 7 days with rain chances entering by the end of the week and into the weekend.
- Above normal temperatures and below normal rain chances are favored for days 8 - 14.
- Above normal temperatures are favored for mid to late October with much below normal rainfall chances.