

# Houston Pilots Forecast Package



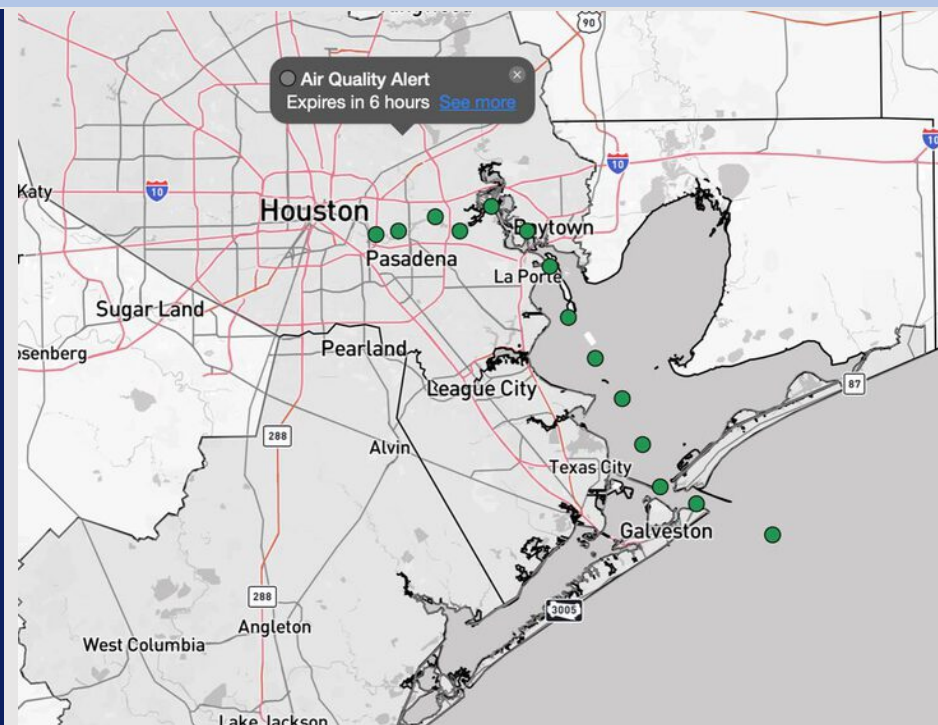
Updated: 1:10 PM CT

Tuesday, September 30, 2025

Forecaster: Hope Kleitsch

## Weather Headlines

- Dry conditions favored over the next 72 hours.
- No visibility concerns over the next 72 hours.
- No tropical activity is favored in the Gulf over the next 7-10 days.



Current Radar: 1:10 PM CT

As always, please do not hesitate to reach out to us with any forecast questions at **(317)-560-8122**. Press **1** for forecast questions.

You can also access real-time forecast updates and 24/7 meteorological chat assistance on your **Clarity** app. Click [here](#) for login assistance.

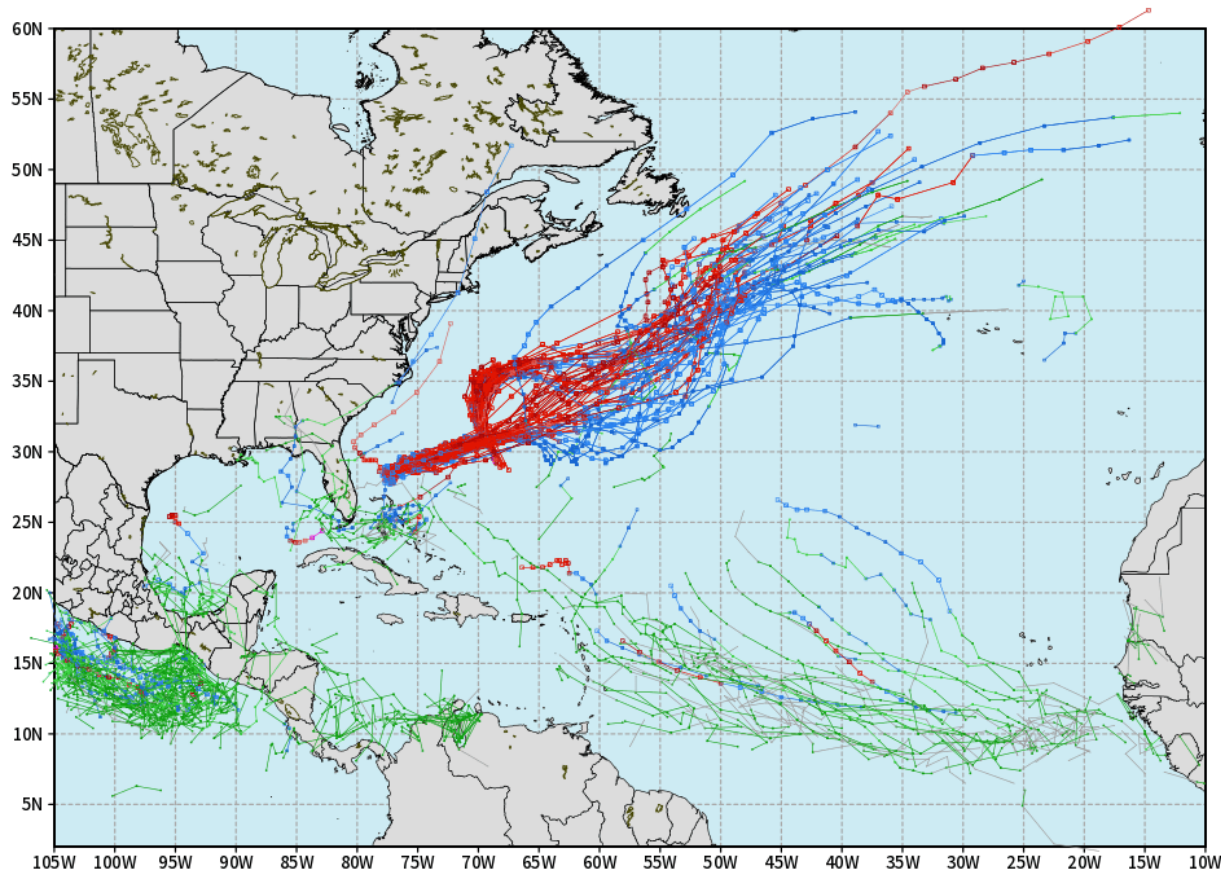


# Houston Pilots Tropical Update

## 10-Day Tropical Outlook

ECMWF ATLANTIC EPS Cyclone Locations --> Next [10-days]  
INIT: 00Z30SEP2025 -> UNTIL 00Z20OCT2025

o-o ENSEMBLE MEAN  
o-o 1000 - 1010 hPa  
o-o 980 - 999 hPa  
o-o 960 - 979 hPa  
o-o 950 - 959 hPa  
o-o < 950 hPa



[weathermodels.com](http://weathermodels.com)

No tropical development favored in the Gulf over the next 7-10 days.

Hurricane Humberto and Tropical Storm Imelda are both favored to stay in the Atlantic.

# Houston Pilots Visibility Chart (miles)



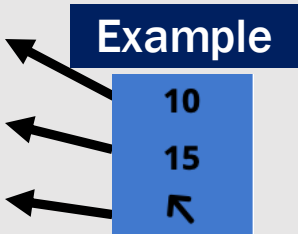
Visibility	Tue 3 pm	Tue 4 pm	Tue 5 pm	Tue 6 pm	Tue 7 pm	Tue 8 pm	Tue 9 pm	Tue 10 pm	Tue 11 pm	Wed 12 am	Wed 1 am	Wed 2 am	Wed 3 am	Wed 4 am	Wed 5 am	Wed 6 am	Wed 7 am	Wed 8 am	Wed 9 am	Wed 10 am	Wed 11 am	Wed 12 pm	Wed 1 pm	Wed 2 pm
Houston Pilots N - 610 Bridge	10	10	10	10	10	10	10	10	10	10	10	10	10	10	10	10	10	10	10	10	10	10	10	10
Houston Pilots M - Kinder 1	10	10	10	10	10	10	10	10	10	10	10	10	10	10	10	10	10	10	10	10	10	10	10	10
Houston Pilots L - Greens Bayou	10	10	10	10	10	10	10	10	10	10	10	10	10	10	10	10	10	10	10	10	10	10	10	10
Houston Pilots K - Shell Crude	10	10	10	10	10	10	10	10	10	10	10	10	10	10	10	10	10	10	10	10	10	10	10	10
Houston Pilots J - Lynchburg Ferries	10	10	10	10	10	10	10	10	10	10	10	10	10	10	10	10	10	10	10	10	10	10	10	10
Houston Pilots I - Exxon 3	10	10	10	10	10	10	10	10	10	10	10	10	10	10	10	10	10	10	10	10	10	10	10	10
Houston Pilots H - Morgans Point	10	10	10	10	10	10	10	10	10	10	10	10	10	10	10	10	10	10	10	10	10	10	10	10
Houston Pilots G - 75/76	10	10	10	10	10	10	10	10	10	10	10	10	10	10	9	10	10	10	10	10	10	10	10	10
Houston Pilots F - 63/64	10	10	10	10	10	10	10	10	10	10	10	10	10	10	9	10	10	10	10	10	10	10	10	10
Houston Pilots E - 51/52	10	10	10	10	10	10	10	10	10	10	10	10	10	9	7.9	10	10	10	10	10	10	10	10	10
Houston Pilots D - 37/38	10	10	10	10	10	10	10	10	10	10	10	10	9	9	7.9	10	10	10	10	10	10	10	10	10
Houston Pilots C - 25/26	10	10	10	10	10	10	10	10	10	10	10	10	9	9	7.9	10	10	10	10	10	10	10	10	10
Houston Pilots B - 11/12	10	10	10	10	10	10	10	10	10	10	9	9	9	9	7.9	10	10	10	10	10	10	9	10	10
Houston Pilots A - 1 & 2 Bravo	10	10	10	10	10	10	10	10	10	7.9	9	9	9	7.9	6.9	9	9	10	9	10	10	9	10	10

**NOTE:** This is automated data that may/may not agree with the official BAM thinking that's found on the daily slides or special visibility report slides. This data should be used as a guide only

# Houston Pilots Wind Chart



Sustained Wind 10 Knots  
Gusts 15 Knots  
Wind from the SE



Wind	Tue 3 pm	Tue 4 pm	Tue 5 pm	Tue 6 pm	Tue 7 pm	Tue 8 pm	Tue 9 pm	Tue 10 pm	Tue 11 pm	Wed 12 am	Wed 1 am	Wed 2 am	Wed 3 am	Wed 4 am	Wed 5 am	Wed 6 am	Wed 7 am	Wed 8 am	Wed 9 am	Wed 10 am	Wed 11 am	Wed 12 pm	Wed 1 pm	Wed 2 pm
Houston Pilots N - 610 Bridge	5 ↙	5 ↙	5 ↙	5 ↙	6 ↙	5 ↙	3 ↙	3 ↙	2 ↙	1 ↙	1 ↙	1 ↙	1 ↙	1 ↙	2 ↙	2 ↙	2 ↙	2 ↙	2 ↙	2 ↙	3 ↙	3 ↙	3 ↙	5 ↙
Houston Pilots M - Kinder 1	5 ↙	5 ↙	5 ↙	5 ↙	6 ↙	5 ↙	3 ↙	3 ↙	2 ↙	1 ↙	1 ↙	1 ↙	1 ↙	1 ↙	2 ↙	2 ↙	2 ↙	2 ↙	2 ↙	3 ↙	3 ↙	3 ↙	3 ↙	5 ↙
Houston Pilots L - Greens Bayou	5 ↙	5 ↙	5 ↙	5 ↙	5 ↙	5 ↙	3 ↙	3 ↙	2 ↙	1 ↙	1 ↙	1 ↙	1 ↙	1 ↙	2 ↙	2 ↙	2 ↙	2 ↙	2 ↙	3 ↙	3 ↙	3 ↙	3 ↙	5 ↙
Houston Pilots K - Shell Crude	5 ↙	5 ↙	5 ↙	5 ↙	5 ↙	5 ↙	3 ↙	3 ↙	2 ↙	1 ↙	1 ↙	1 ↙	1 ↙	1 ↙	2 ↙	2 ↙	2 ↙	2 ↙	2 ↙	3 ↙	3 ↙	3 ↙	3 ↙	5 ↙
Houston Pilots J - Lynchburg Ferries	5 ↙	5 ↙	5 ↙	5 ↙	3 ↙	3 ↙	3 ↙	2 ↙	2 ↙	1 ↙	1 ↙	1 ↙	1 ↙	1 ↙	1 ↙	1 ↙	2 ↙	2 ↙	2 ↙	2 ↙	3 ↙	3 ↙	3 ↙	3 ↙
Houston Pilots I - Exxon 3	6 ↙	6 ↙	7 ↙	7 ↙	6 ↙	7 ↙	6 ↙	6 ↙	5 ↙	3 ↙	3 ↙	3 ↙	3 ↙	5 ↙	5 ↙	6 ↙	6 ↙	6 ↙	6 ↙	6 ↙	6 ↙	5 ↙	5 ↙	6 ↙
Houston Pilots H - Morgans Point	6 ↙	6 ↙	6 ↙	6 ↙	6 ↙	7 ↙	6 ↙	5 ↙	5 ↙	3 ↙	3 ↙	3 ↙	3 ↙	5 ↙	5 ↙	5 ↙	6 ↙	6 ↙	6 ↙	6 ↙	6 ↙	5 ↙	5 ↙	5 ↙
Houston Pilots G - 75/76	5 ↙	5 ↙	6 ↙	6 ↙	6 ↙	7 ↙	6 ↙	6 ↙	6 ↙	5 ↙	5 ↙	5 ↙	5 ↙	6 ↙	6 ↙	6 ↙	6 ↙	7 ↙	6 ↙	6 ↙	6 ↙	5 ↙	5 ↙	5 ↙
Houston Pilots F - 63/64	5 ↙	5 ↙	5 ↙	5 ↙	6 ↙	6 ↙	6 ↙	6 ↙	6 ↙	5 ↙	5 ↙	5 ↙	5 ↙	6 ↙	6 ↙	6 ↙	6 ↙	7 ↙	6 ↙	6 ↙	6 ↙	5 ↙	3 ↙	5 ↙
Houston Pilots E - 51/52	5 ↙	3 ↙	5 ↙	5 ↙	6 ↙	6 ↙	6 ↙	5 ↙	5 ↙	3 ↙	3 ↙	3 ↙	5 ↙	6 ↙	6 ↙	6 ↙	7 ↙	7 ↙	6 ↙	6 ↙	10 ↙	10 ↙	9 ↙	9 ↙
Houston Pilots D - 37/38	5 ↙	3 ↙	5 ↙	5 ↙	6 ↙	6 ↙	5 ↙	5 ↙	5 ↙	3 ↙	3 ↙	3 ↙	5 ↙	6 ↙	6 ↙	6 ↙	7 ↙	7 ↙	10 ↙	10 ↙	10 ↙	9 ↙	9 ↙	9 ↙
Houston Pilots C - 25/26	5 ↙	5 ↙	5 ↙	5 ↙	5 ↙	6 ↙	5 ↙	5 ↙	5 ↙	3 ↙	3 ↙	3 ↙	5 ↙	6 ↙	6 ↙	6 ↙	7 ↙	7 ↙	10 ↙	10 ↙	10 ↙	12 ↙	9 ↙	9 ↙
Houston Pilots B - 11/12	5 ↙	5 ↙	5 ↙	5 ↙	5 ↙	5 ↙	3 ↙	3 ↙	3 ↙	3 ↙	3 ↙	3 ↙	3 ↙	5 ↙	6 ↙	6 ↙	6 ↙	6 ↙	10 ↙	10 ↙	10 ↙	12 ↙	10 ↙	9 ↙
Houston Pilots A - 1 & 2 Bravo	5 ↙	3 ↙	3 ↙	5 ↙	5 ↙	5 ↙	3 ↙	3 ↙	3 ↙	3 ↙	3 ↙	3 ↙	5 ↙	6 ↙	6 ↙	7 ↙	8 ↙	8 ↙	12 ↙	13 ↙	12 ↙	13 ↙	10 ↙	5 ↙

NOTE: This is automated data that may/may not agree with the official BAM thinking that's found on the daily slides.  
This data should be used as a guide only.



# Houston Pilots: TUE. 9/30/2025

## Forecast Discussion

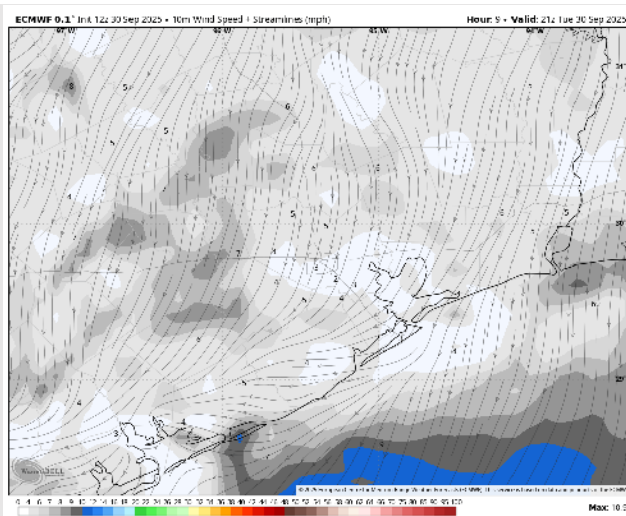
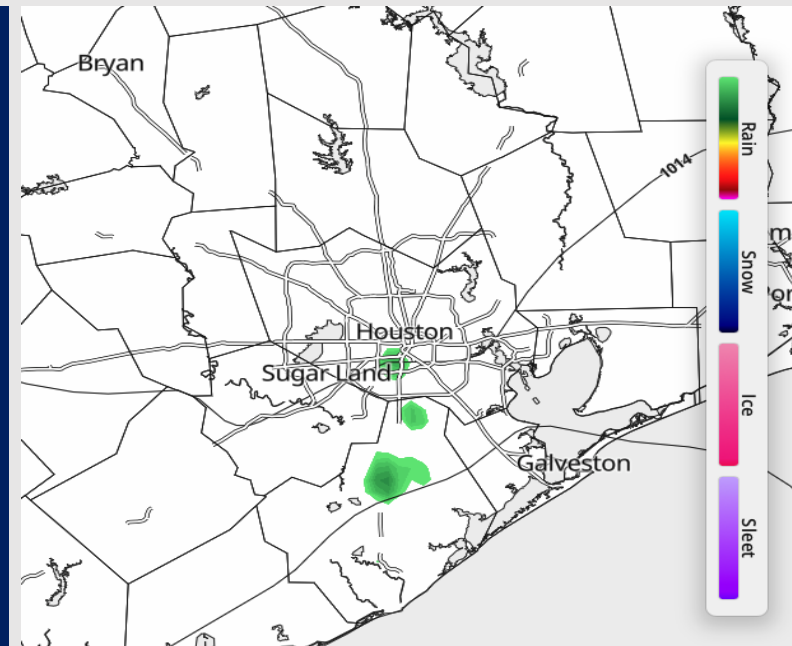
**Precip:** Very isolated drizzle possible for all Stations between 4 – 8 PM. However, dry conditions are favored.

**Wind:** Winds will be generally out of the NE for the rest of the day, becoming variable at times. **N of Morgan's Point:** Winds will be at 1 – 6 kts. **S of Morgan's Point:** Winds will be at 3 – 8 kts.

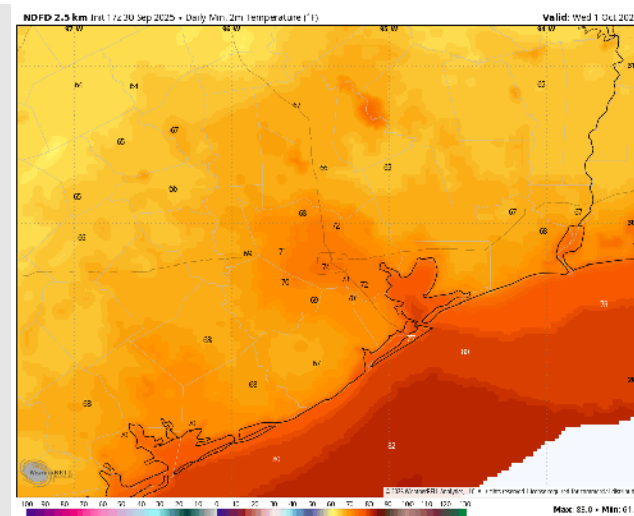
**Low Temps:** **N of Morgan's Point:** Low 70s. **S of Morgan's Point:** Mid 70s F.

**Visibility:** No visibility concerns today.

## Precip Image: 4 PM CT



Wind Speed:  
4 PM CT



Low Temps  
WED AM

# Houston Pilots: WED. 10/1/2025

## Forecast Discussion

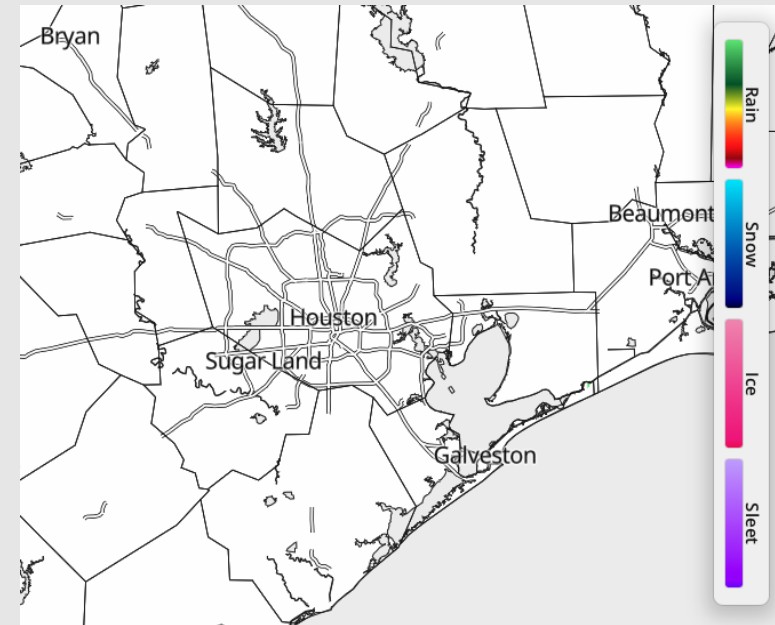
**Precip:** Favoring dry conditions for Wednesday.

**Wind:** Winds will be out of the N/NE, rotating to be out of the SE after 5PM. **N of Morgan's Point:** Winds will be at 2 – 7 kts. **S of Morgan's Point:** Winds will be at 4 – 9 kts.

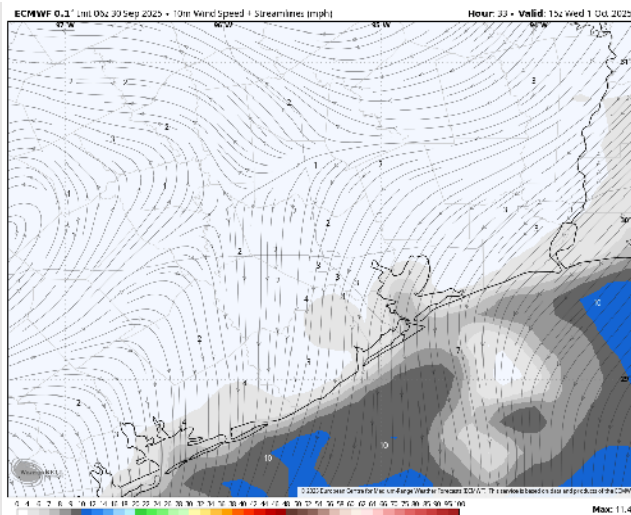
**High Temps:** **N of Morgan's Point:** Low 90s F. **S of Morgan's Point:** High 80s F.

**Visibility:** No visibility concerns Wednesday.

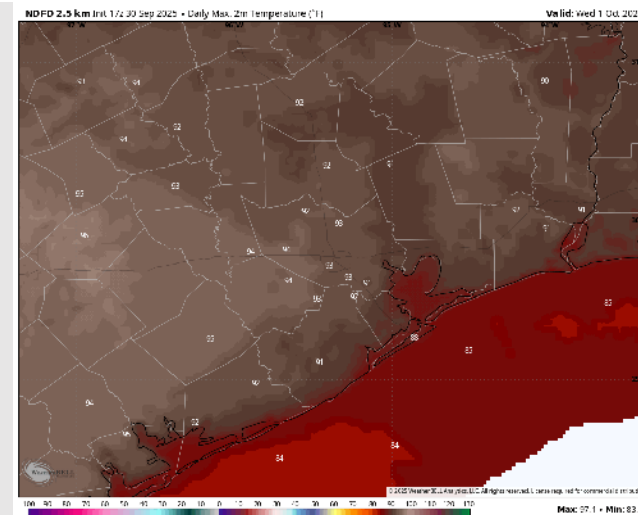
## Precip Image: 2 PM CT



**Wind Speed:**  
10 AM CT



**High Temps**  
**Wednesday**



# Houston Pilots: THU. 10/2/2025

## Forecast Discussion

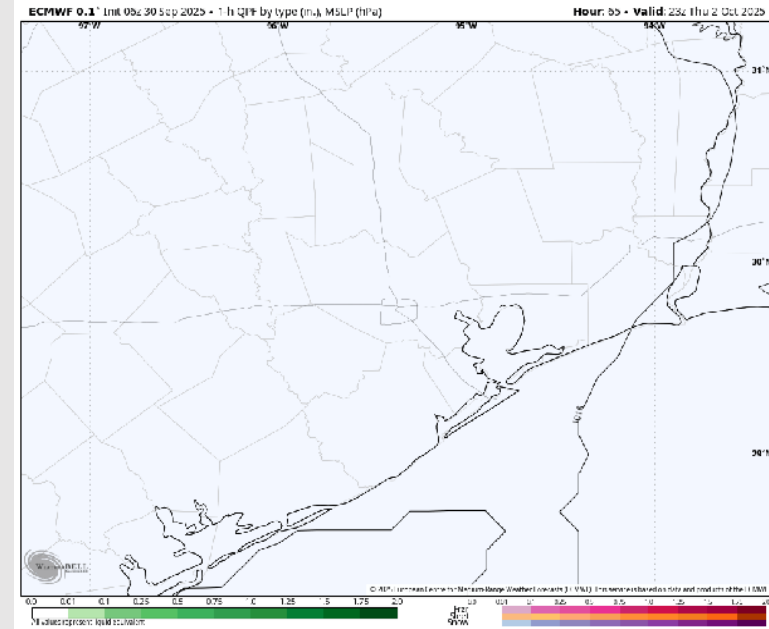
**Precip:** Dry conditions favored for Thursday.

**Wind:** Winds will be generally out of the N/NE, through 3 PM before shifting out of the E/SE. **N of Morgan's Point:** Winds will be at 1 – 6 kts. **S of Morgan's Point:** Winds will be at 4 – 9 kts through 7 PM before increasing to 6 – 11 kts.

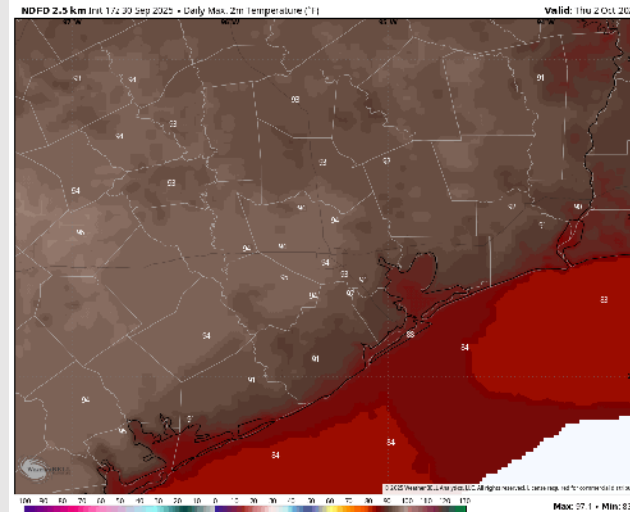
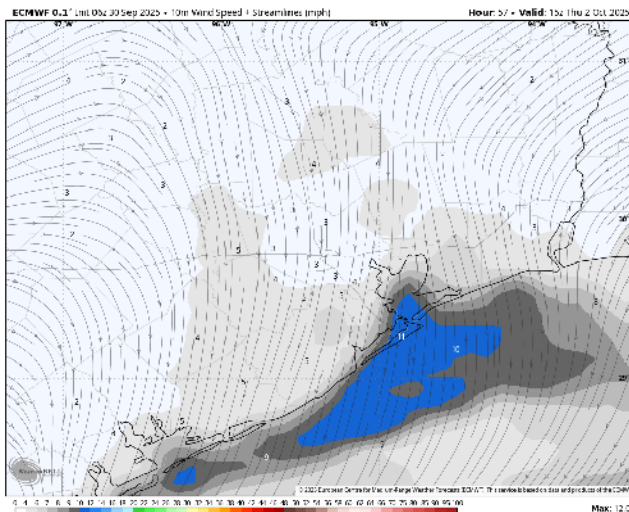
**High Temps:** **N of Morgan's Point:** Low 90s. **S of Morgan's Point:** High 80s F.

**Visibility:** No visibility concerns for Thursday.

## Precip Image: 6 PM CT



**Wind Speed:**  
10 AM CT

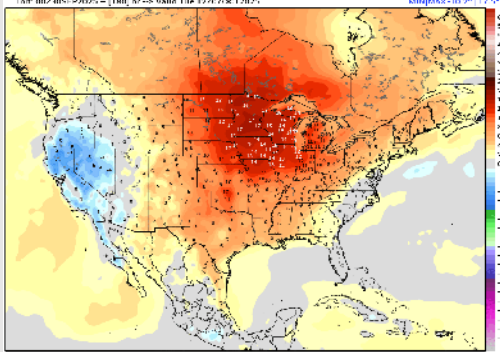


**High Temps**  
**Thursday**

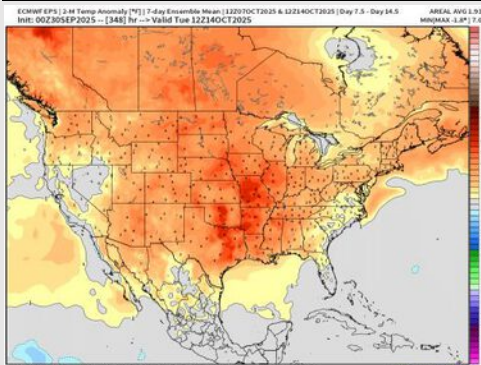


# Houston Pilots: 9/30/25

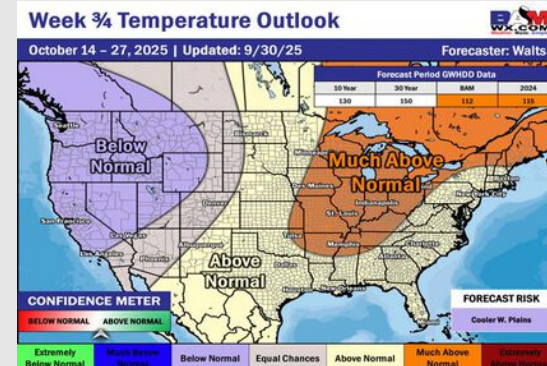
## Next 7 Day Temperature Departure



## 8-14 Day Temperature Departure



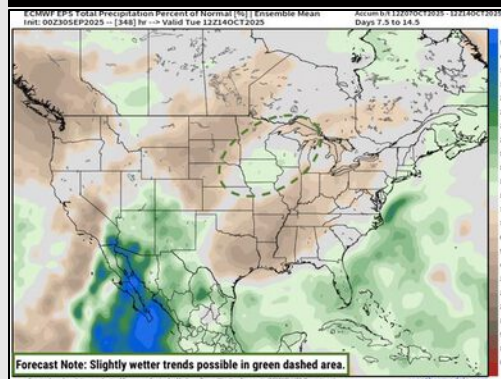
## 15-30 Day Temperature Departure



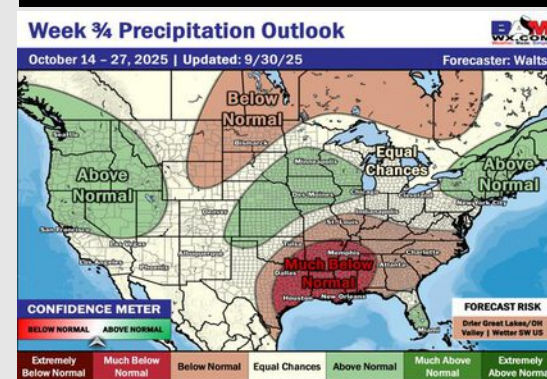
## Next 7 Day Total Precipitation



## 8-14 Day % of Average Precip.



## 15-30 Day % of Average Precip.



- Temps are expected to be above normal for the next 7 days with rain chances entering by the end of the week and into the weekend.
- Above normal temperatures and below normal rain chances are favored for days 8 – 14.
- Above normal temperatures are favored for mid to late October with much below normal rainfall chances.