

Houston Pilots Forecast Package



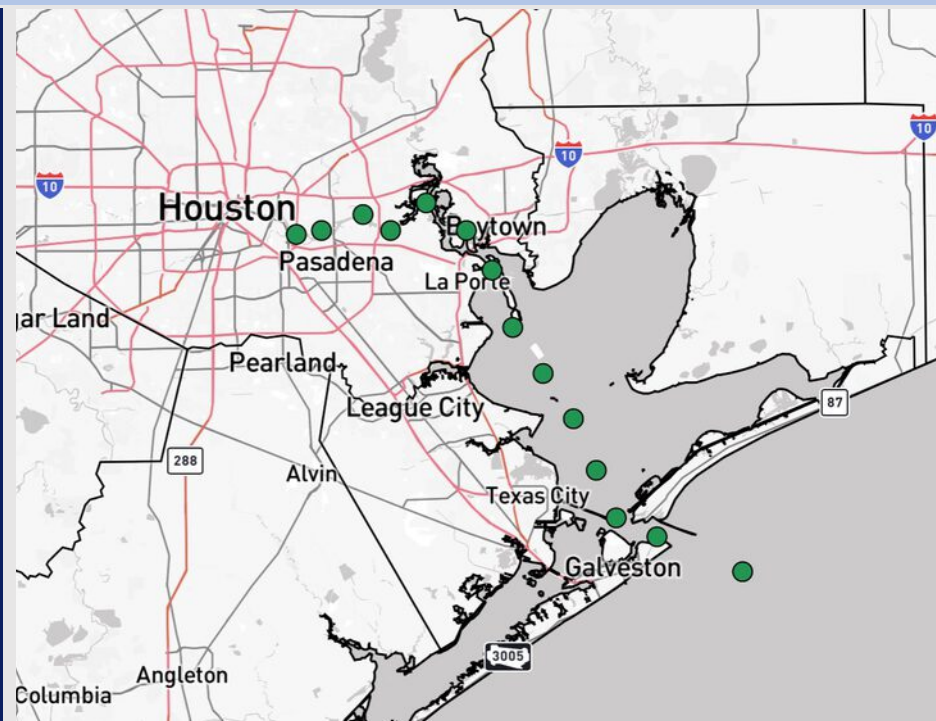
Updated: 9:30 PM CT

Sunday, September 28, 2025

Forecaster: Tyler Riggles

Weather Headlines

- Dry conditions favored over the next 72 hours.
- No visibility concerns over the next 72 hours.
- No tropical activity is favored in the Gulf over the next 7-10 days.



Current Radar: 9:30 PM CT

As always, please do not hesitate to reach out to us with any forecast questions at [\(317\)-560-8122](tel:3175608122). Press 1 for forecast questions.

You can also access real-time forecast updates and 24/7 meteorological chat assistance on your [Clarity](#) app. Click [here](#) for login assistance.

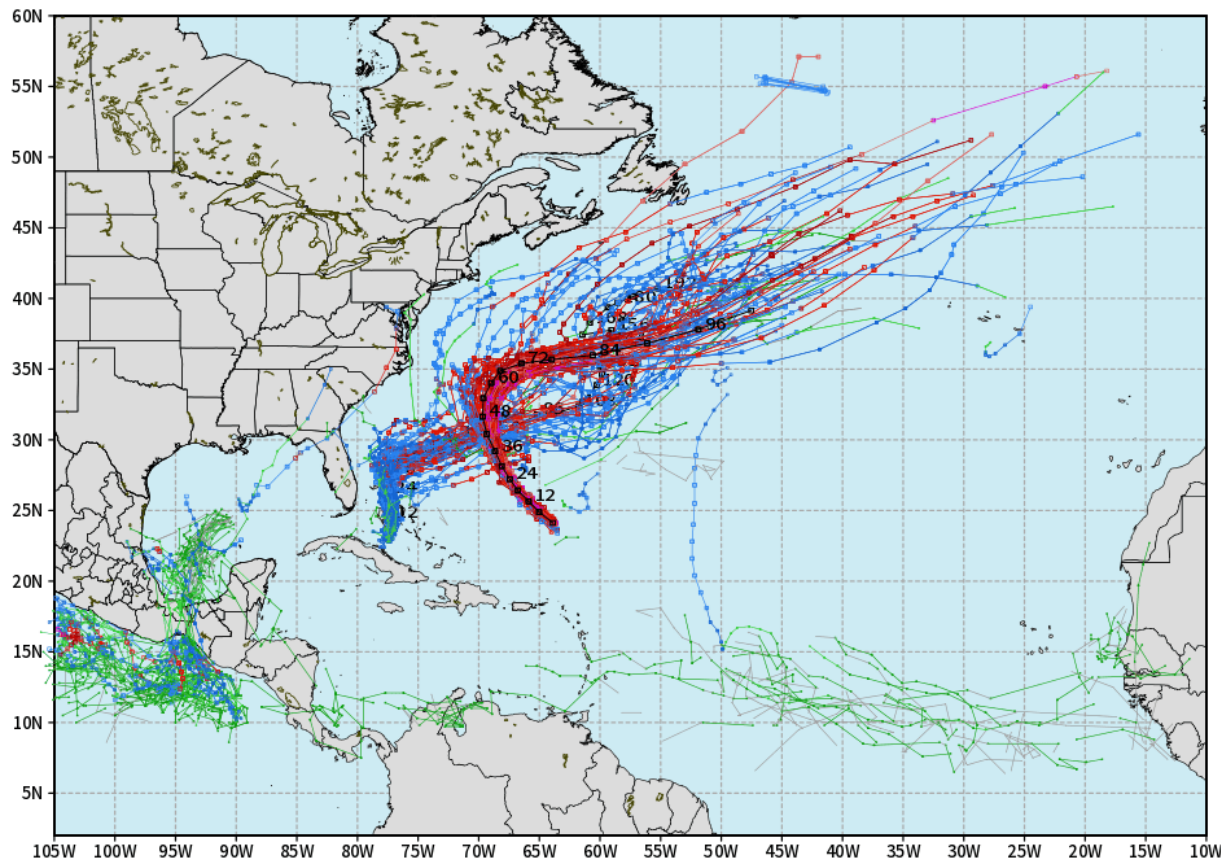


Houston Pilots Tropical Update

10-Day Tropical Outlook

ECMWF ATLANTIC EPS Cyclone Locations --> Next [10-days]
INIT: 12Z28SEP2025 --> UNTIL 12Z18OCT2025

o-o ENSEMBLE MEAN
o-o 1000 - 1010 hPa
o-o 980 - 999 hPa
o-o 960 - 979 hPa
o-o 950 - 959 hPa
o-o < 950 hPa



Houston Pilots Visibility Chart (miles)



Forecast Confidence

Above
Normal

Below
Normal

Visibility	Sun 8 pm	Sun 9 pm	Sun 10 pm	Sun 11 pm	Mon 12 am	Mon 1 am	Mon 2 am	Mon 3 am	Mon 4 am	Mon 5 am	Mon 6 am	Mon 7 am	Mon 8 am	Mon 9 am	Mon 10 am	Mon 11 am	Mon 12 pm	Mon 1 pm	Mon 2 pm	Mon 3 pm	Mon 4 pm	Mon 5 pm	Mon 6 pm	Mon 7 pm
Houston Pilots N - 610 Bridge	10	10	10	10	10	10	10	10	10	10	10	10	10	10	10	10	10	10	10	10	10	10	10	10
Houston Pilots M - Kinder 1	10	10	10	10	10	10	10	10	10	10	10	10	10	10	10	10	10	10	10	10	10	10	10	10
Houston Pilots L - Greens Bayou	10	10	10	10	10	10	10	10	10	10	10	10	10	10	10	10	10	10	10	10	10	10	10	10
Houston Pilots K - Shell Crude	10	10	10	10	10	10	10	10	10	10	10	10	10	10	10	10	10	10	10	10	10	10	10	10
Houston Pilots J - Lynchburg Ferries	10	10	10	10	10	10	10	10	10	10	10	10	10	10	10	10	10	10	10	10	10	10	10	10
Houston Pilots I - Exxon 3	10	10	10	10	10	10	10	10	10	10	10	10	10	10	10	10	10	10	10	10	10	10	10	10
Houston Pilots H - Morgans Point	10	10	10	10	10	10	10	10	10	10	10	10	10	10	10	10	10	10	10	10	10	10	10	10
Houston Pilots G - 75/76	10	10	10	10	10	10	10	10	10	10	10	10	10	10	10	10	10	10	10	10	10	10	10	10
Houston Pilots F - 63/64	10	10	10	10	10	10	10	10	10	10	10	10	10	10	10	10	10	10	10	10	10	10	10	10
Houston Pilots E - 51/52	10	10	10	10	10	10	10	10	10	10	10	10	10	10	10	10	10	10	10	10	10	10	10	10
Houston Pilots D - 37/38	10	10	10	10	10	10	10	10	10	10	10	10	10	10	10	10	10	10	10	10	10	10	10	10
Houston Pilots C - 25/26	10	10	10	10	10	10	10	10	10	10	10	10	10	10	10	10	10	10	10	10	10	10	10	10
Houston Pilots B - 11/12	10	10	10	10	10	10	10	10	10	10	10	10	10	10	10	10	10	10	10	10	10	10	10	10
Houston Pilots A - 1 & 2 Bravo	10	10	10	10	10	10	10	10	10	10	10	10	10	9	10	10	10	10	10	10	10	10	10	10

NOTE: This is automated data that may/may not agree with the official BAM thinking that's found on the daily slides or special visibility report slides. This data should be used as a guide only

Houston Pilots Wind Chart



Sustained Wind 10 Knots
Gusts 15 Knots
Wind from the SE



Wind	Sun 8 pm	Sun 9 pm	Sun 10 pm	Sun 11 pm	Mon 12 am	Mon 1 am	Mon 2 am	Mon 3 am	Mon 4 am	Mon 5 am	Mon 6 am	Mon 7 am	Mon 8 am	Mon 9 am	Mon 10 am	Mon 11 am	Mon 12 pm	Mon 1 pm	Mon 2 pm	Mon 3 pm	Mon 4 pm	Mon 5 pm	Mon 6 pm	Mon 7 pm
Houston Pilots N - 610 Bridge	6 12 ↙	5 9 ↙	3 7 ↙	3 7 ↙	2 6 ↙	1 5 ↙	1 5 ↓	2 6 ↓	2 6 ↓	3 7 ↓	3 7 ↓	3 8 ↓	5 9 ↓	6 9 ↓	6 10 ↓	6 13 ↓	6 13 ↓	6 13 ↓	6 13 ↓	6 13 ↓	6 12 ↙	5 10 ↙	5 9 ↙	5 9 ↙
Houston Pilots M - Kinder 1	6 12 ↙	5 9 ↙	3 7 ↙	3 7 ↙	2 6 ↙	1 5 ↙	1 5 ↓	2 6 ↓	2 6 ↓	3 7 ↓	3 7 ↓	3 8 ↓	5 9 ↓	6 9 ↓	6 10 ↓	6 13 ↓	6 13 ↓	6 13 ↓	6 13 ↓	6 13 ↓	6 12 ↙	5 10 ↙	5 9 ↙	5 9 ↙
Houston Pilots L - Greens Bayou	6 10 ↙	3 9 ↙	3 7 ↙	2 6 ↙	2 5 ↙	1 5 ↙	2 5 ↓	2 6 ↓	2 6 ↓	3 7 ↓	3 7 ↓	3 8 ↓	5 9 ↓	6 9 ↓	6 10 ↓	6 12 ↓	6 13 ↓	6 12 ↓	6 12 ↓	6 12 ↓	6 12 ↓	5 10 ↙	5 9 ↙	5 9 ↙
Houston Pilots K - Shell Crude	6 10 ↙	3 9 ↙	3 7 ↙	2 7 ↙	2 6 ↙	2 5 ↙	2 5 ↓	2 6 ↓	2 7 ↓	3 7 ↓	3 7 ↓	3 8 ↓	5 9 ↓	6 10 ↓	6 10 ↓	6 13 ↓	6 13 ↓	6 12 ↓	6 12 ↓	6 12 ↓	6 12 ↓	5 10 ↙	5 9 ↙	5 9 ↙
Houston Pilots J - Lynchburg Ferries	5 10 ↙	3 8 ↙	3 7 ↙	2 6 ↙	1 5 ↙	1 5 ↓	1 5 ↓	2 6 ↓	2 6 ↓	3 7 ↓	3 7 ↓	3 8 ↓	5 9 ↓	5 9 ↓	6 10 ↓	6 12 ↓	6 12 ↓	6 12 ↓	6 12 ↓	6 12 ↓	5 10 ↙	5 10 ↙	3 9 ↙	3 8 ↙
Houston Pilots I - Exxon 3	8 12 ↙	7 10 ↙	6 9 ↙	6 8 ↙	5 7 ↙	5 7 ↙	6 7 ↓	6 7 ↓	6 8 ↓	7 9 ↓	8 10 ↓	8 12 ↓	9 13 ↓	8 13 ↓	8 12 ↓	8 13 ↓	8 13 ↓	8 13 ↓	8 14 ↓	8 14 ↓	7 13 ↙	7 12 ↙	6 10 ↙	7 9 ↙
Houston Pilots H - Morgans Point	8 12 ↙	7 10 ↙	6 9 ↙	6 8 ↙	5 7 ↙	5 7 ↓	6 7 ↓	6 8 ↓	6 8 ↓	7 10 ↓	8 10 ↓	8 12 ↓	9 13 ↓	8 13 ↓	8 13 ↓	8 13 ↓	8 14 ↓	8 13 ↓	8 14 ↓	8 14 ↓	7 13 ↙	7 12 ↙	6 10 ↙	6 9 ↙
Houston Pilots G - 75/76	8 13 ↙	8 12 ↙	7 10 ↙	6 9 ↙	6 8 ↙	6 8 ↓	6 8 ↓	7 9 ↓	8 10 ↓	8 12 ↓	9 13 ↓	10 14 ↓	10 15 ↓	10 15 ↓	10 15 ↓	9 15 ↓	8 15 ↓	8 14 ↓	7 13 ↓	7 13 ↓	6 13 ↙	6 12 ↙	6 10 ↙	7 10 ↙
Houston Pilots F - 63/64	8 13 ↙	8 12 ↙	7 10 ↙	6 9 ↙	6 8 ↙	6 8 ↓	6 8 ↓	7 9 ↓	8 10 ↓	8 12 ↓	9 13 ↓	10 15 ↓	10 15 ↓	10 15 ↓	10 15 ↓	9 15 ↓	8 15 ↓	7 14 ↓	7 13 ↓	6 13 ↓	6 12 ↙	6 12 ↙	6 10 ↙	6 10 ↙
Houston Pilots E - 51/52	8 13 ↙	7 12 ↙	7 10 ↙	6 9 ↙	6 9 ↙	6 8 ↓	6 9 ↓	7 9 ↓	8 10 ↓	8 12 ↓	9 14 ↓	10 15 ↓	10 16 ↓	10 16 ↓	10 16 ↓	10 16 ↓	9 15 ↓	8 14 ↓	8 14 ↓	6 13 ↓	6 12 ↙	6 10 ↙	6 10 ↙	6 9 ↙
Houston Pilots D - 37/38	8 13 ↙	7 12 ↙	7 10 ↙	6 9 ↙	6 9 ↙	6 9 ↓	6 9 ↓	7 10 ↓	8 12 ↓	8 13 ↓	9 14 ↓	10 15 ↓	12 16 ↓	10 16 ↓	10 16 ↓	10 16 ↓	9 15 ↓	8 15 ↓	8 14 ↓	7 13 ↓	6 12 ↙	6 10 ↙	6 10 ↙	6 9 ↙
Houston Pilots C - 25/26	8 12 ↙	7 12 ↙	6 10 ↙	6 9 ↙	6 9 ↙	6 9 ↓	6 9 ↓	7 10 ↓	8 10 ↓	8 13 ↓	9 14 ↓	10 15 ↓	10 16 ↓	10 16 ↓	10 16 ↓	10 16 ↓	10 15 ↓	8 15 ↓	8 14 ↓	7 13 ↓	6 12 ↙	6 10 ↙	6 10 ↙	6 9 ↙
Houston Pilots B - 11/12	7 13 ↙	6 12 ↙	6 10 ↙	6 9 ↙	6 9 ↙	6 9 ↓	6 9 ↓	6 10 ↓	6 10 ↓	7 13 ↓	8 14 ↓	8 15 ↓	9 16 ↓	10 16 ↓	10 16 ↓	10 16 ↓	9 15 ↓	8 15 ↓	8 15 ↓	7 14 ↓	6 13 ↓	6 12 ↙	6 10 ↙	6 9 ↙
Houston Pilots A - 1 & 2 Bravo	8 14 ↙	7 13 ↙	7 12 ↙	7 10 ↙	7 10 ↙	7 10 ↓	7 10 ↓	8 12 ↓	8 13 ↓	9 14 ↓	10 16 ↓	12 17 ↓	13 17 ↓	13 17 ↓	13 17 ↓	13 18 ↓	12 18 ↓	10 16 ↓	8 15 ↓	8 14 ↓	6 13 ↓	6 13 ↓	6 12 ↙	6 10 ↙

NOTE: This is automated data that may/may not agree with the official BAM thinking that's found on the daily slides.
This data should be used as a guide only.

Houston Pilots: MON. 9/29/2025

Forecast Discussion

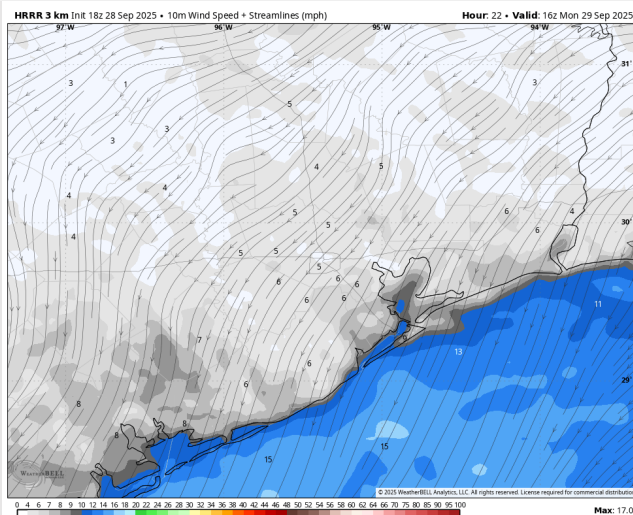
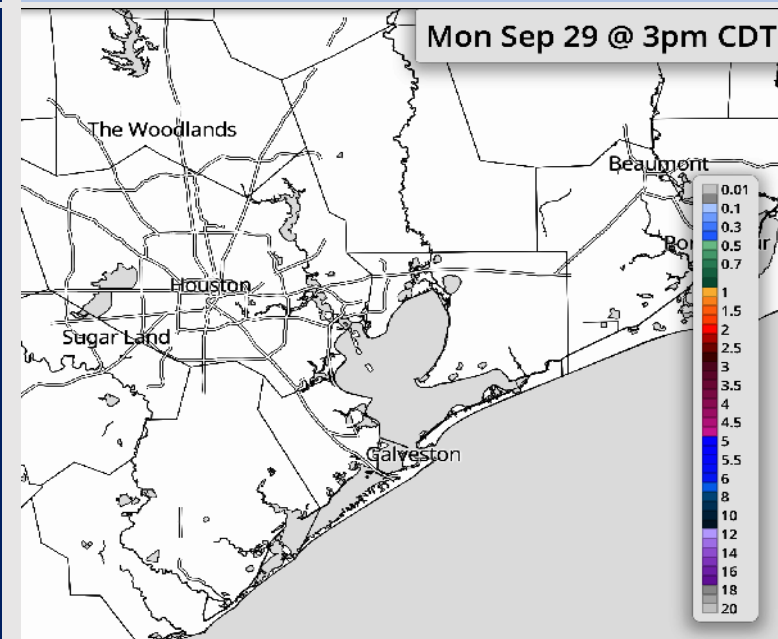
Precip: Dry conditions favored today

Wind: Winds will be generally out of the NE today, becoming variable after 6PM. **N of Morgan's Point:** Winds will be at 1 – 6 kts. **S of Morgan's Point:** Winds will be at 5 – 10 kts. **A few gusts up to 20 kts will be possible at the Boarding Station from 6AM to 1PM.**

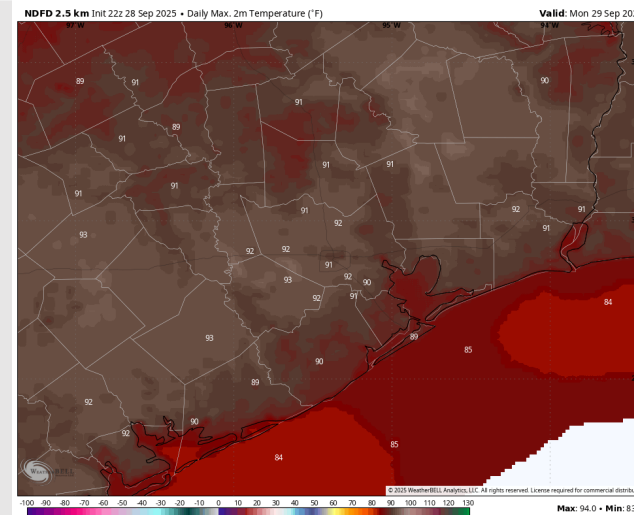
High Temps: **N of Morgan's Point:** Low 90s. **S of Morgan's Point:** Upper 80s F.

Visibility: No visibility concerns today.

Precip Image: 3 PM CT



Wind Speed:
11 AM CT



High Temps
Today

Houston Pilots: TUE. 9/30/2025

Forecast Discussion

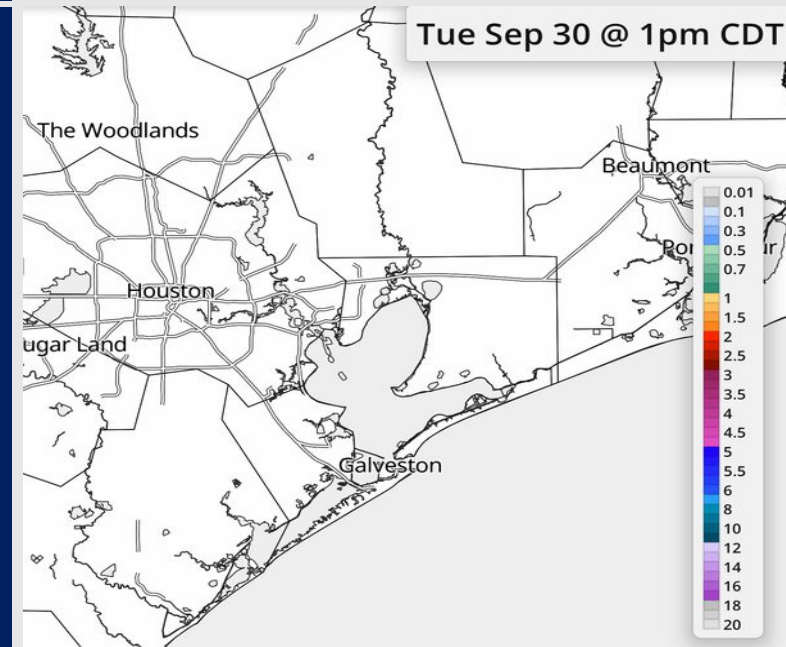
Precip: Dry conditions favored Tuesday.

Wind: Winds will be generally out of the NE throughout out the day, becoming variable at times.
N of Morgan's Point: Winds will be at 1 – 6 kts. **S of Morgan's Point:** Winds will be at 5 – 10 kts.

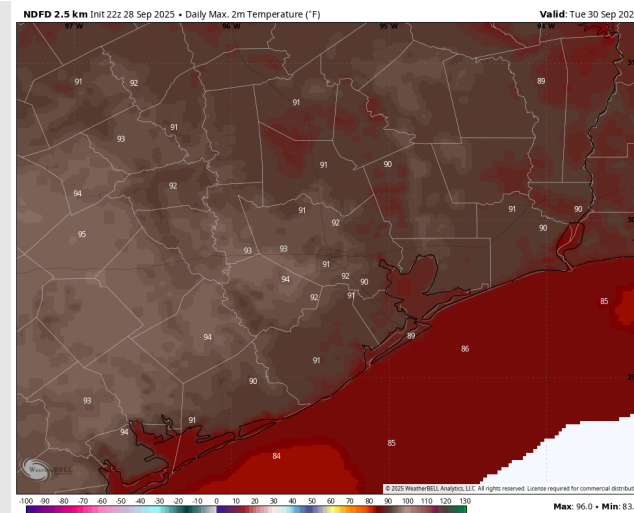
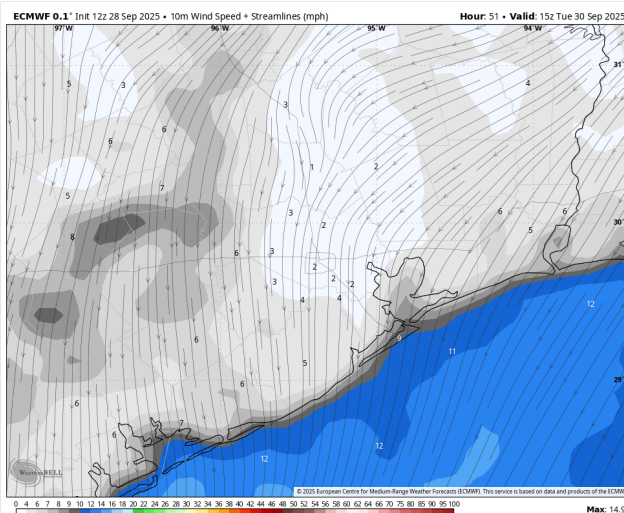
High Temps: **N of Morgan's Point:** Low 90s. **S of Morgan's Point:** Upper 80s F.

Visibility: No visibility concerns Tuesday.

Precip Image: 1 PM CT



Wind Speed:
10 AM CT



High Temps
Tuesday

Houston Pilots: WED. 10/1/2025

Forecast Discussion

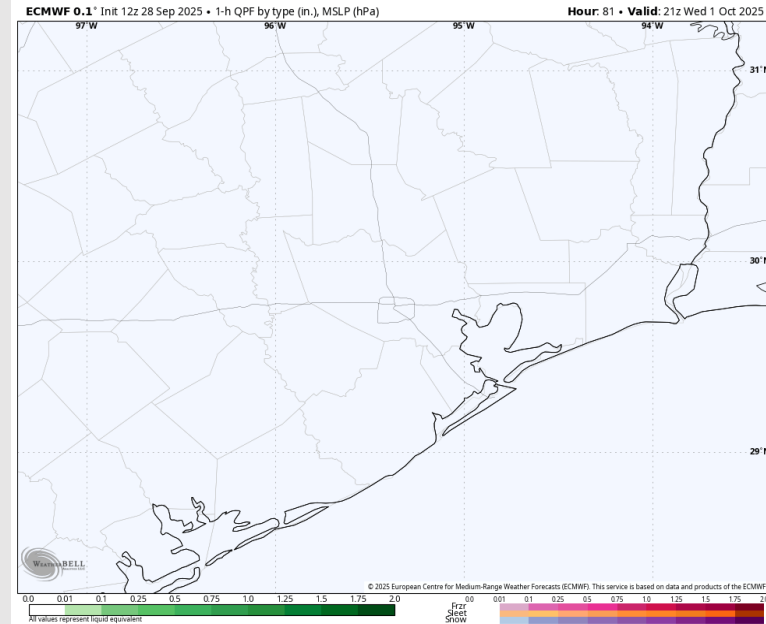
Precip: Favoring dry conditions for Wednesday.

Wind: Winds will be variable throughout Wednesday, with a general tendency to be out of the N/NE between 6 AM and 1 PM. **N of Morgan's Point:** Winds will be at 2 – 7 kts. **S of Morgan's Point:** Winds will be at 5 – 10 kts.

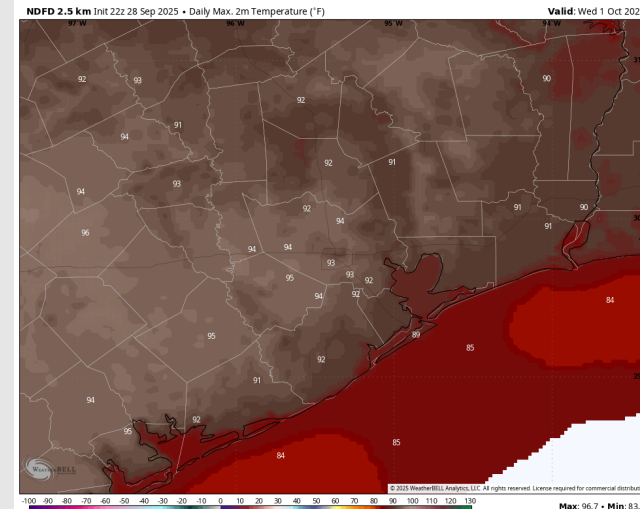
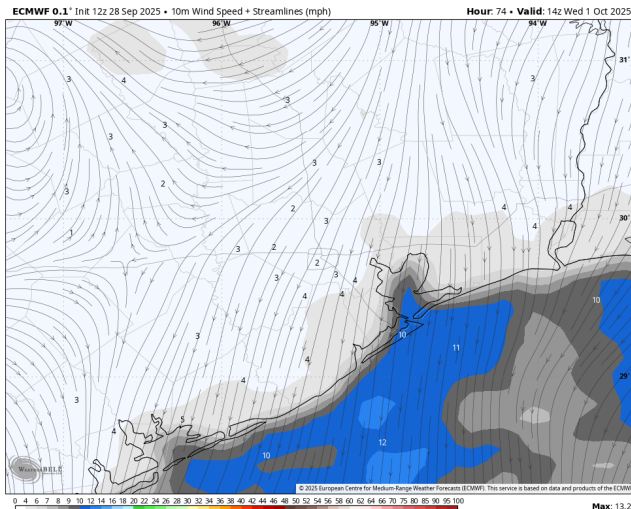
High Temps: **N of Morgan's Point:** Low 90s F. **S of Morgan's Point:** High 80s F.

Visibility: No visibility concerns Wednesday.

Precip Image: 4 PM CT



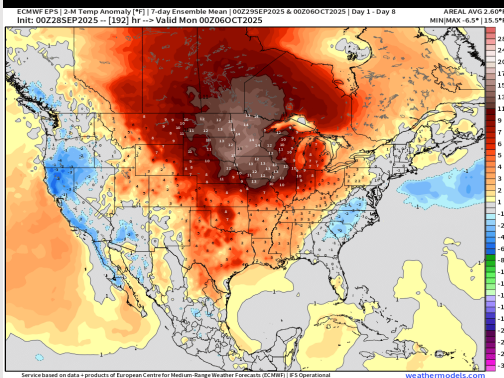
Wind Speed:
9 AM CT



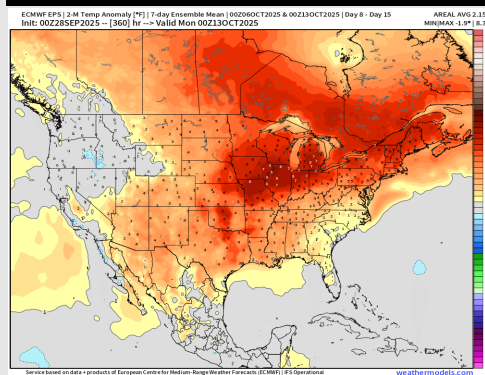
High Temps
Wednesday

Houston Pilots: 9/29/25

Next 7 Day Temperature Departure

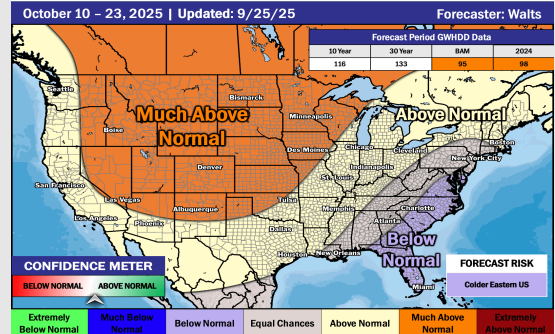


8-14 Day Temperature Departure



15-30 Day Temperature Departure

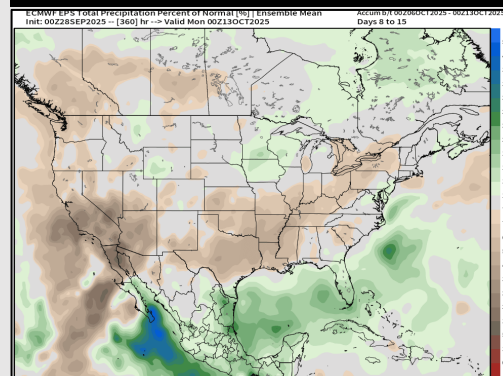
Week ¾ Temperature Outlook



Next 7 Day Total Precipitation

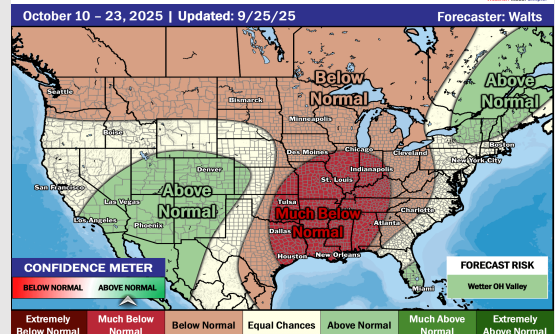


8-14 Day % of Average Precip.



15-30 Day % of Average Precip.

Week ¾ Precipitation Outlook



- Temps are expected to be above normal for the next 7 days with drier conditions to start the week and rain chances entering by the end of the week.
- Above normal temperatures and below normal rain chances are favored for days 8 – 14.
- Near normal temperatures are favored for early to mid October with much below normal rainfall chances.