

Houston Pilots Forecast Package



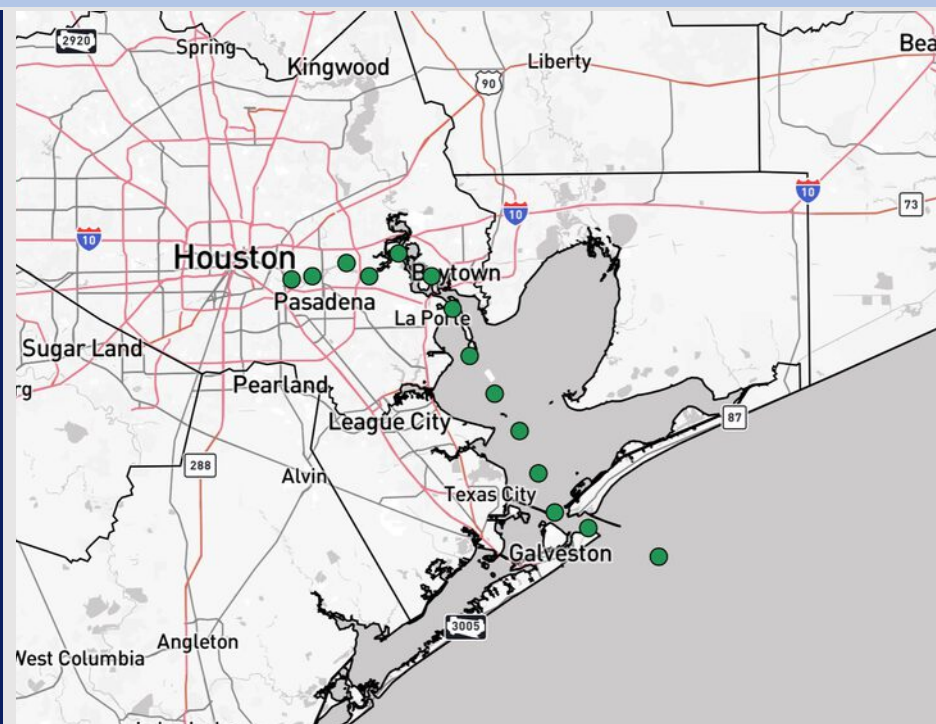
Updated: 8:58 PM CT

Saturday, September 27, 2025

Forecaster: Jakeb Wagner

Weather Headlines

- Dry conditions favored over the next 72 hours.
- No visibility concerns over the next 72 hours.
- No tropical activity is favored in the Gulf over the next 7-10 days.



Current Radar: 8:58 PM CT

As always, please do not hesitate to reach out to us with any forecast questions at **(317)-560-8122**. Press **1** for forecast questions.

You can also access real-time forecast updates and 24/7 meteorological chat assistance on your **Clarity** app. Click [here](#) for login assistance.

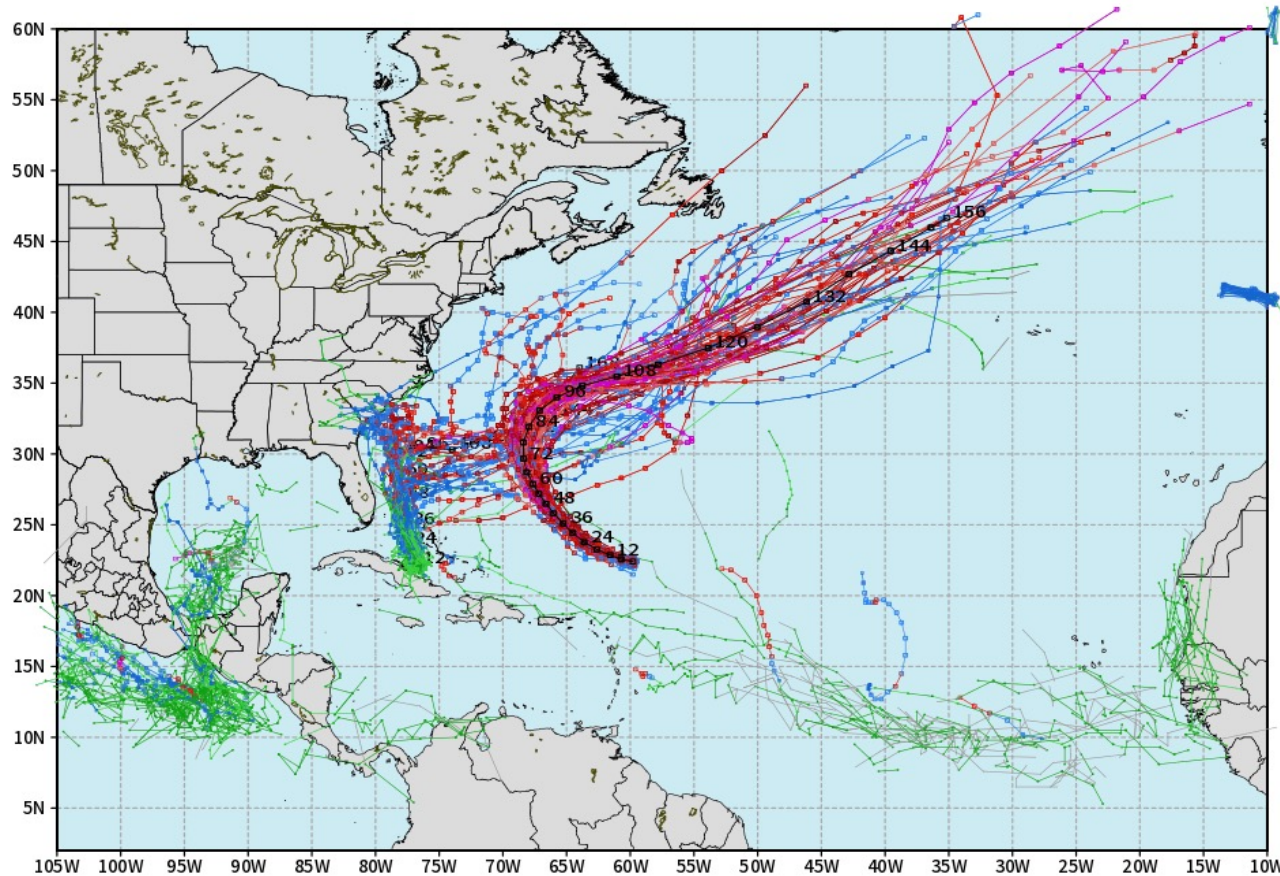


Houston Pilots Tropical Update

10-Day Tropical Outlook

ECMWF ATLANTIC EPS Cyclone Locations --> Next [10-days]
INIT: 12Z27SEP2025 --> UNTIL 12Z17OCT2025

o-o ENSEMBLE MEAN
o-o 1000 - 1010 hPa
o-o 980 - 999 hPa
o-o 960 - 979 hPa
o-o 950 - 959 hPa
o-o < 950 hPa



weathermodels.com

Industry Energy according to our TOS (if5580f5Z0017G602)

No tropical development favored in the Gulf over the next 7-10 days.

Hurricane Humberto and Tropical Depression Nine are both favored to stay in the Atlantic.

Houston Pilots Visibility Chart (miles)



Visibility	Sat 10 pm	Sat 11 pm	Sun 12 am	Sun 1 am	Sun 2 am	Sun 3 am	Sun 4 am	Sun 5 am	Sun 6 am	Sun 7 am	Sun 8 am	Sun 9 am	Sun 10 am	Sun 11 am	Sun 12 pm	Sun 1 pm	Sun 2 pm	Sun 3 pm	Sun 4 pm	Sun 5 pm	Sun 6 pm	Sun 7 pm	Sun 8 pm	Sun 9 pm
Houston Pilots N - 610 Bridge	10	10	10	10	10	10	10	10	10	10	10	10	10	10	10	10	10	10	10	10	10	10	10	10
Houston Pilots M - Kinder 1	10	10	10	10	10	10	10	10	10	10	10	10	10	10	10	10	10	10	10	10	10	10	10	10
Houston Pilots L - Greens Bayou	10	10	10	10	10	10	10	10	10	10	10	10	10	10	10	10	10	10	10	10	10	10	10	10
Houston Pilots K - Shell Crude	10	10	10	10	10	10	10	10	10	10	10	10	10	10	10	10	10	10	10	10	10	10	10	10
Houston Pilots J - Lynchburg Ferries	10	10	10	10	10	10	10	10	10	10	10	10	10	10	10	10	10	10	10	10	10	10	10	10
Houston Pilots I - Exxon 3	10	10	10	10	10	10	10	10	10	10	10	10	10	10	10	10	10	10	10	10	10	10	10	10
Houston Pilots H - Morgans Point	10	10	10	10	10	10	10	10	10	10	10	10	10	10	10	10	10	10	10	10	10	10	10	10
Houston Pilots G - 75/76	10	10	10	10	10	10	10	10	10	10	10	10	10	10	10	10	10	10	10	10	10	10	10	10
Houston Pilots F - 63/64	10	10	10	10	10	10	10	10	10	10	10	10	10	10	10	10	10	10	10	10	10	10	10	10
Houston Pilots E - 51/52	10	10	10	10	10	10	10	10	10	10	10	10	10	10	10	10	10	10	10	10	10	10	10	10
Houston Pilots D - 37/38	10	10	10	10	10	10	10	10	10	10	10	10	10	10	10	10	10	10	10	10	10	10	10	10
Houston Pilots C - 25/26	10	10	10	10	10	10	10	10	10	10	10	10	10	10	10	10	10	10	10	10	10	10	10	10
Houston Pilots B - 11/12	10	10	10	10	10	10	10	10	10	10	10	10	10	10	10	10	10	10	10	10	10	10	10	10
Houston Pilots A - 1 & 2 Bravo	10	10	10	10	10	10	10	10	10	10	10	10	10	10	10	10	10	10	10	10	10	10	10	10

NOTE: This is automated data that may/may not agree with the official BAM thinking that's found on the daily slides or special visibility report slides. This data should be used as a guide only

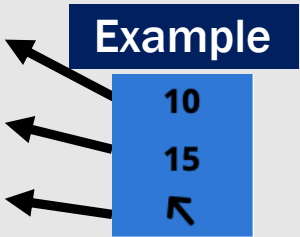
Houston Pilots Wind Chart



Sustained Wind 10 Knots

Gusts 15 Knots

Wind from the SE



Wind	Sat 10 pm	Sat 11 pm	Sun 12 am	Sun 1 am	Sun 2 am	Sun 3 am	Sun 4 am	Sun 5 am	Sun 6 am	Sun 7 am	Sun 8 am	Sun 9 am	Sun 10 am	Sun 11 am	Sun 12 pm	Sun 1 pm	Sun 2 pm	Sun 3 pm	Sun 4 pm	Sun 5 pm	Sun 6 pm	Sun 7 pm	Sun 8 pm	Sun 9 pm
Houston Pilots N - 610 Bridge	3 8 ←	3 7 ←	2 6 ←	2 5 ←	2 5 ←	2 6 ←	2 7 ←	3 7 ←	3 7 ←	3 7 ←	5 8 ←	5 9 ←	6 10 ←	6 13 ←	7 14 ←	7 15 ←	8 15 ←	7 15 ←	7 14 ←	6 14 ←	6 13 ←	6 13 ←	6 10 ←	5 9 ←
Houston Pilots M - Kinder 1	3 8 ←	3 7 ←	2 6 ←	2 5 ←	2 5 ←	2 6 ←	3 7 ←	3 7 ←	3 7 ←	3 7 ←	5 8 ←	5 9 ←	6 10 ←	6 13 ←	7 14 ←	7 15 ←	8 15 ←	7 15 ←	7 14 ←	7 14 ←	6 13 ←	6 13 ←	6 10 ←	5 9 ←
Houston Pilots L - Greens Bayou	3 7 ←	2 7 ←	2 6 ←	2 5 ←	2 5 ←	2 6 ←	3 7 ←	3 7 ←	3 7 ←	3 7 ←	5 8 ←	5 9 ←	6 10 ←	6 13 ←	7 13 ←	7 14 ←	8 15 ←	7 15 ←	7 14 ←	7 13 ←	6 13 ←	6 12 ←	6 10 ←	5 9 ←
Houston Pilots K - Shell Crude	3 7 ←	2 7 ←	2 6 ←	2 5 ←	2 5 ←	2 6 ←	3 7 ←	3 7 ←	3 7 ←	3 8 ←	5 8 ←	5 9 ←	6 10 ←	6 13 ←	7 14 ←	7 14 ←	8 15 ←	7 15 ←	7 14 ←	7 13 ←	6 12 ←	6 12 ←	6 10 ←	3 9 ←
Houston Pilots J - Lynchburg Ferries	3 7 ←	2 6 ←	1 5 ←	1 5 ←	1 5 ←	2 6 ←	2 6 ←	3 7 ←	3 7 ←	3 7 ←	3 8 ←	5 9 ←	6 10 ←	6 13 ←	7 13 ←	7 14 ←	8 15 ←	7 15 ←	7 14 ←	6 13 ←	6 12 ←	6 10 ←	5 9 ←	3 8 ←
Houston Pilots I - Exxon 3	6 9 ←	6 8 ←	5 7 ←	5 7 ←	6 7 ←	6 8 ←	6 9 ←	8 10 ←	8 12 ←	8 12 ←	8 13 ←	8 12 ←	8 13 ←	8 14 ←	8 14 ←	9 15 ←	9 15 ←	9 16 ←	9 15 ←	9 15 ←	8 14 ←	8 13 ←	8 12 ←	8 10 ←
Houston Pilots H - Morgans Point	6 9 ←	6 8 ←	6 7 ←	5 7 ←	6 7 ←	6 8 ←	6 9 ←	8 10 ←	8 12 ←	8 12 ←	8 13 ←	8 13 ←	8 13 ←	8 14 ←	8 15 ←	8 15 ←	9 15 ←	9 15 ←	9 15 ←	8 14 ←	8 14 ←	8 13 ←	8 12 ←	8 10 ←
Houston Pilots G - 75/76	7 9 ←	6 9 ←	6 8 ←	6 8 ←	6 8 ←	7 9 ←	8 12 ←	8 13 ←	9 14 ←	10 14 ←	10 15 ←	10 15 ←	10 15 ←	10 15 ←	9 16 ←	8 16 ←	9 15 ←	8 15 ←	8 15 ←	8 14 ←	8 14 ←	8 13 ←	8 13 ←	8 12 ←
Houston Pilots F - 63/64	7 9 ←	7 9 ←	6 9 ←	6 9 ←	6 9 ←	7 10 ←	8 12 ←	8 13 ←	9 14 ←	10 15 ←	10 15 ←	10 15 ←	10 16 ←	10 15 ←	9 16 ←	8 15 ←	8 15 ←	8 15 ←	8 14 ←	8 14 ←	8 13 ←	8 13 ←	8 12 ←	8 12 ←
Houston Pilots E - 51/52	6 9 ←	6 9 ←	6 9 ←	6 9 ←	6 9 ←	7 10 ←	8 12 ←	9 13 ←	10 14 ←	10 15 ←	10 16 ←	10 16 ←	10 16 ←	10 16 ←	10 16 ←	9 16 ←	8 15 ←	8 15 ←	8 14 ←	7 13 ←	8 13 ←	8 13 ←	8 12 ←	8 12 ←
Houston Pilots D - 37/38	6 9 ←	6 9 ←	6 9 ←	6 9 ←	6 9 ←	7 10 ←	8 12 ←	9 13 ←	10 15 ←	10 16 ←	10 16 ←	10 16 ←	10 16 ←	10 16 ←	10 16 ←	9 16 ←	9 15 ←	8 15 ←	8 14 ←	8 13 ←	8 13 ←	8 13 ←	8 12 ←	8 12 ←
Houston Pilots C - 25/26	6 9 ←	6 9 ←	6 9 ←	6 9 ←	6 9 ←	7 10 ←	8 12 ←	8 13 ←	9 14 ←	10 15 ←	10 16 ←	10 16 ←	12 17 ←	10 16 ←	10 17 ←	10 16 ←	9 15 ←	8 15 ←	8 14 ←	8 13 ←	8 13 ←	8 13 ←	8 12 ←	8 12 ←
Houston Pilots B - 11/12	6 9 ←	6 9 ←	6 9 ←	6 9 ←	6 9 ←	6 10 ←	7 12 ←	8 13 ←	8 14 ←	8 15 ←	9 16 ←	10 16 ←	10 16 ←	10 16 ←	10 17 ←	10 16 ←	9 16 ←	8 15 ←	8 14 ←	8 14 ←	8 14 ←	8 14 ←	8 13 ←	7 12 ←
Houston Pilots A - 1 & 2 Bravo	7 10 ←	7 10 ←	7 10 ←	7 10 ←	7 10 ←	8 12 ←	9 14 ←	10 15 ←	10 16 ←	12 17 ←	13 17 ←	13 18 ←	13 18 ←	13 18 ←	12 17 ←	10 18 ←	10 17 ←	9 16 ←	8 15 ←	8 15 ←	8 15 ←	8 15 ←	8 14 ←	8 14 ←

NOTE: This is automated data that may/may not agree with the official BAM thinking that's found on the daily slides.
This data should be used as a guide only.

Houston Pilots: SUN. 9/28/2025

Forecast Discussion

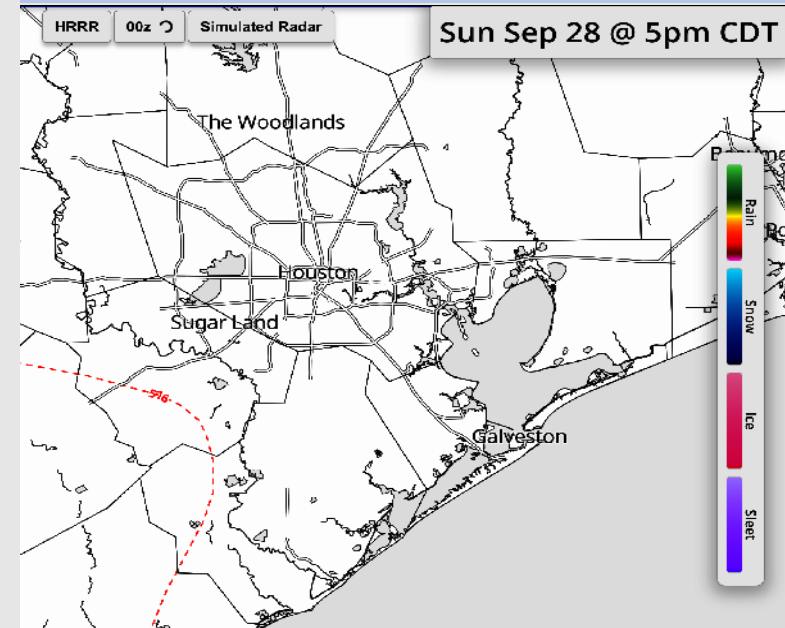
Precip: Favoring dry conditions today.

Wind: Winds will be out of the NE today. **N of Morgan's Point:** Winds will be at 2 – 7 kts. **S of Morgan's Point:** Winds will be at 7 – 12 kts.

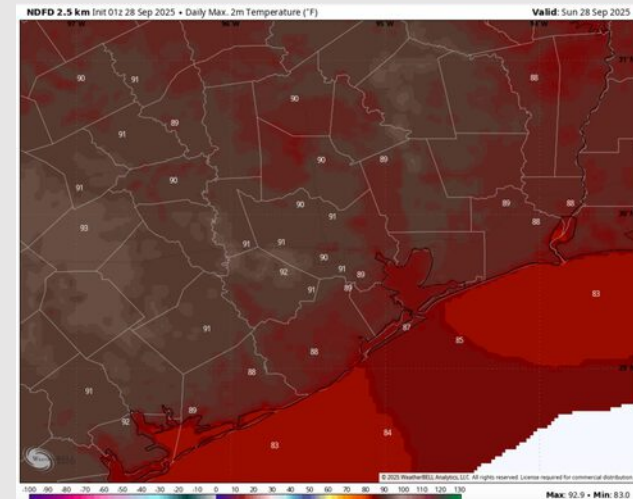
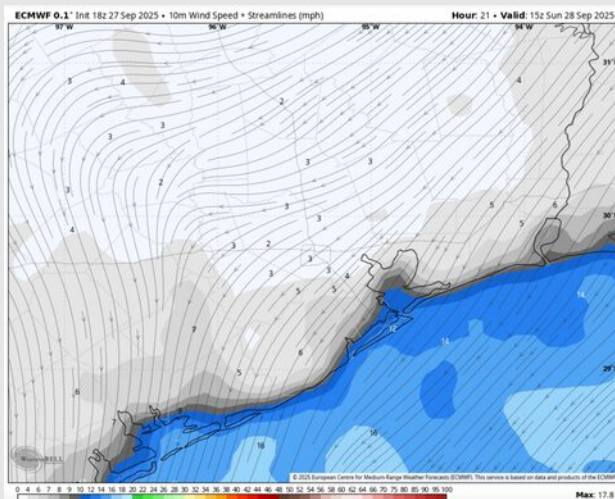
High Temps: **N of Morgan's Point:** Near 90 F. **S of Morgan's Point:** Mid 80s F.

Visibility: No visibility concerns today.

Precip Image: 5 PM CT



Wind Speed:
10 AM CT



High Temps
Today

Houston Pilots: MON. 9/29/2025

Forecast Discussion

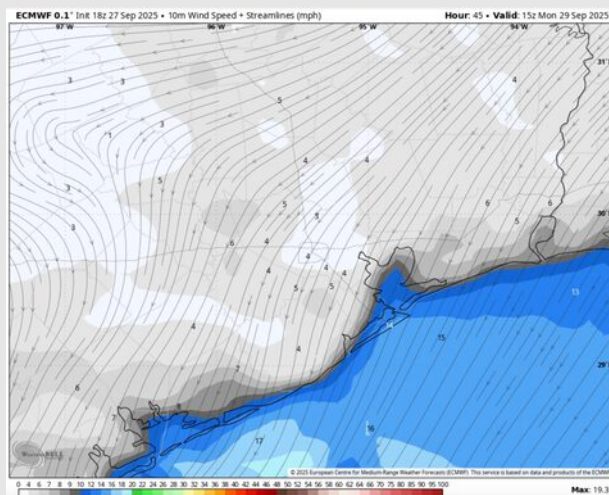
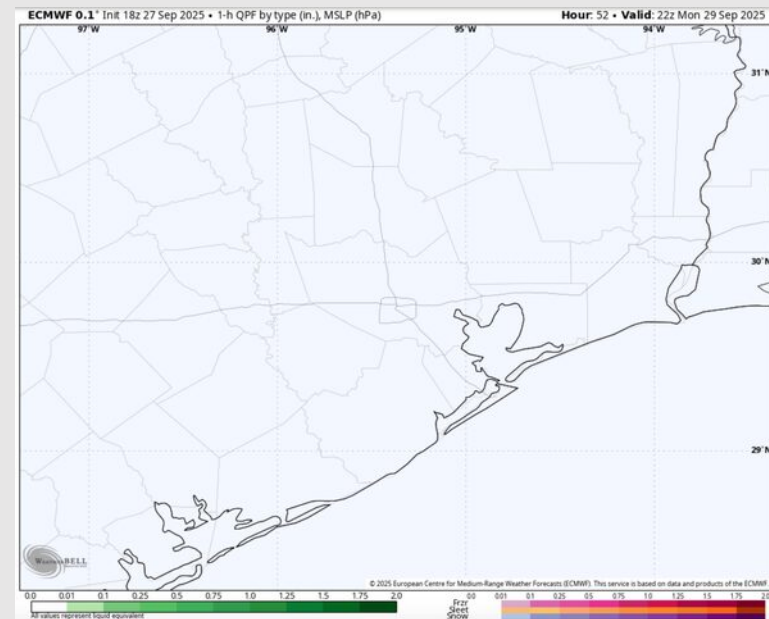
Precip: Dry conditions favored Monday

Wind: Winds will be out of the NE Monday. **N of Morgan's Point:** Winds will be at 1 – 6 kts. **S of Morgan's Point:** Winds will be at 8 – 13 kts.

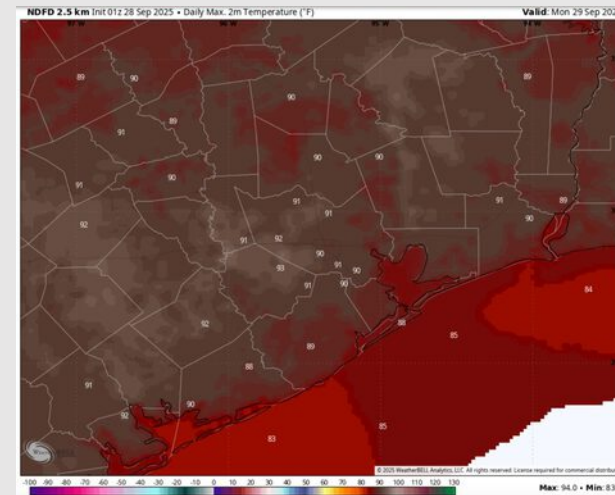
High Temps: **N of Morgan's Point:** Low 90s. **S of Morgan's Point:** Upper 80s F.

Visibility: No visibility concerns Monday.

Precip Image: 5 PM CT



Wind Speed:
10 AM CT



High Temps
Monday

Houston Pilots: TUE. 9/30/2025

Forecast Discussion

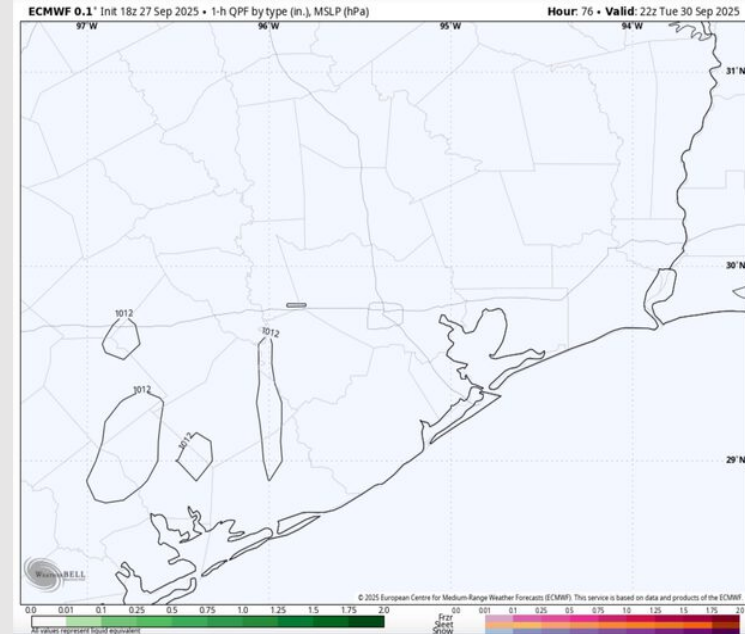
Precip: Dry conditions favored Tuesday.

Wind: Winds will be out of the N Tuesday. **N of Morgan's Point:** Winds will be at 1 – 6 kts. **S of Morgan's Point:** Winds will be at 5 – 10 kts.

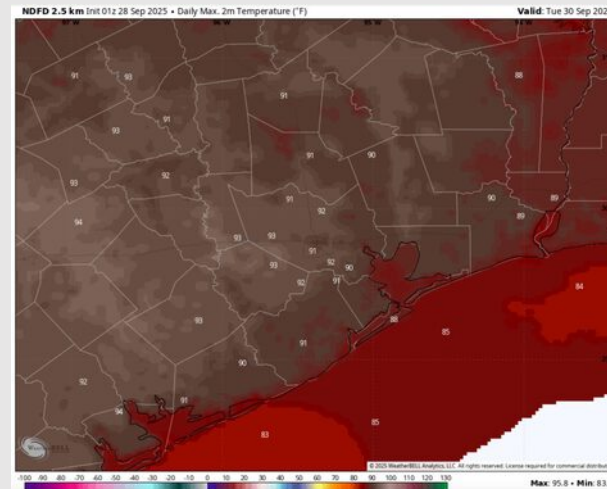
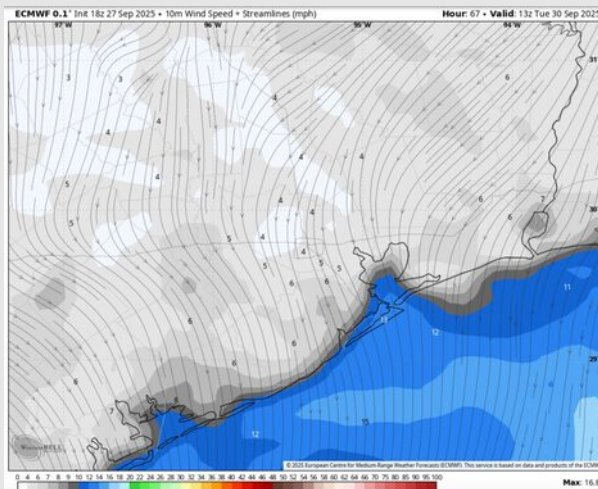
High Temps: **N of Morgan's Point:** Low 90s. **S of Morgan's Point:** Upper 80s F.

Visibility: No visibility concerns Tuesday.

Precip Image: 5 PM CT



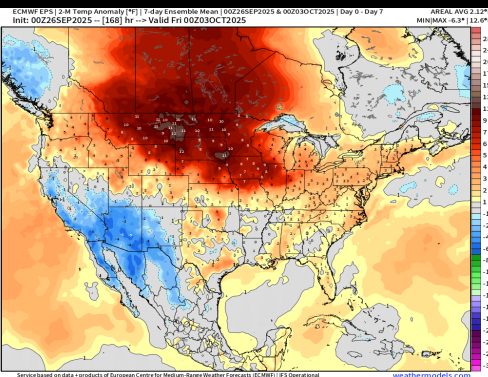
Wind Speed:
8 AM CT



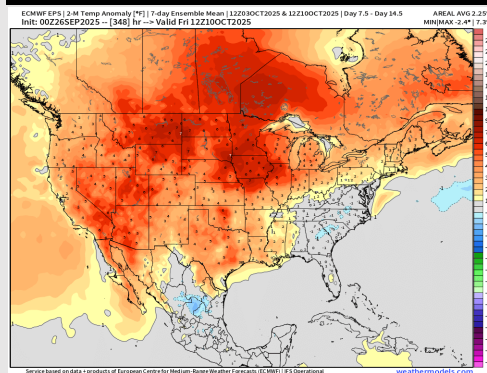
High Temps
Tuesday

Houston Pilots: 9/28/25

Next 7 Day Temperature Departure

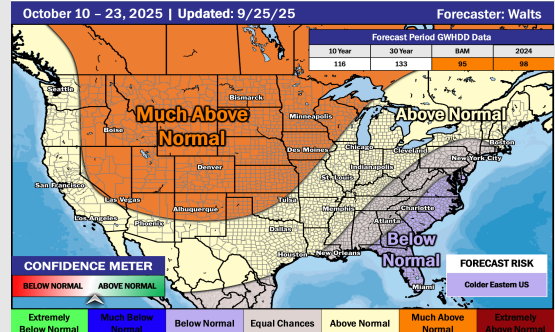


8-14 Day Temperature Departure

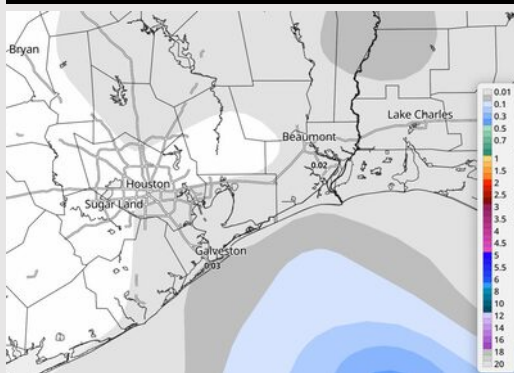


15-30 Day Temperature Departure

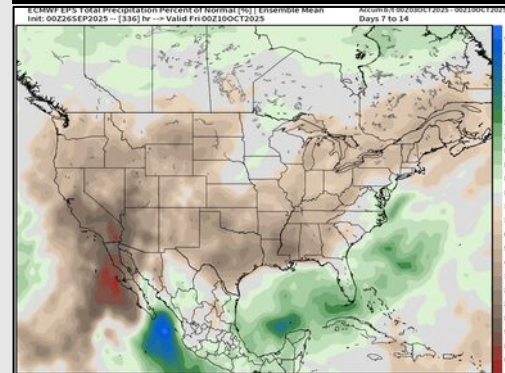
Week ¾ Temperature Outlook



Next 7 Day Total Precipitation

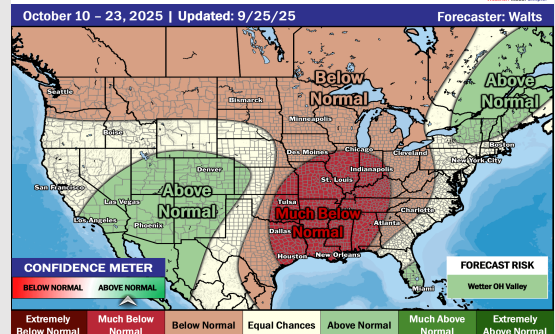


8-14 Day % of Average Precip.



15-30 Day % of Average Precip.

Week ¾ Precipitation Outlook



- Temps are expected to be near normal for the next 7 days with drier conditions over the weekend and into the start of next week.
- Above normal temperatures and below normal rain chances are favored for days 8 – 14.
- Near normal temperatures are favored for early to mid October with much below normal rainfall chances.