

# Houston Pilots Forecast Package



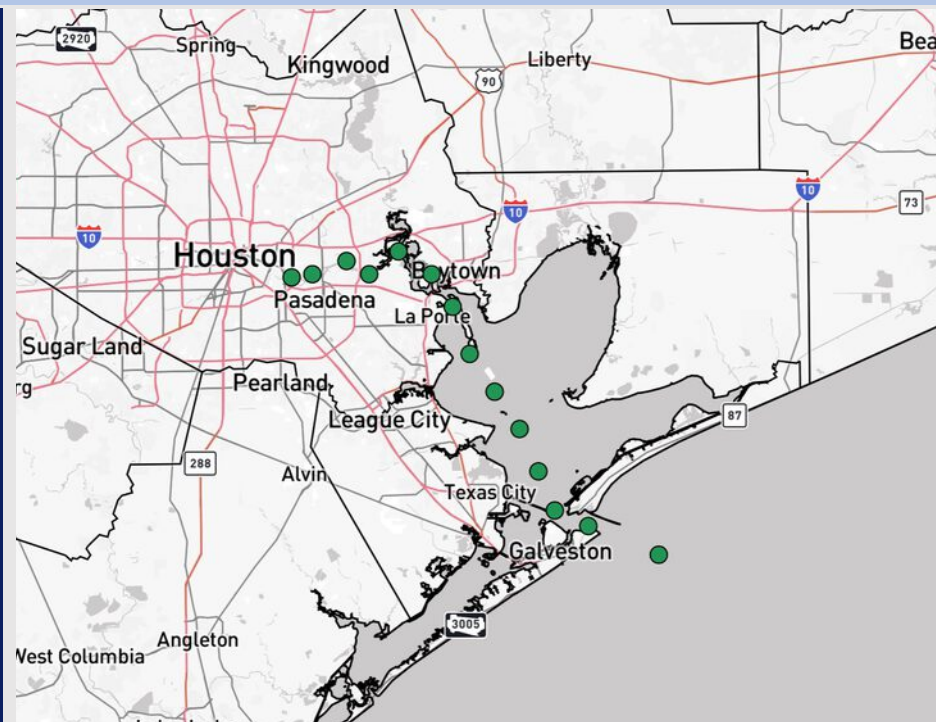
Updated: 2:35 PM CT

Saturday, September 27, 2025

Forecaster: Jakeb Wagner

## Weather Headlines

- Dry conditions favored over the next 72 hours.
- No visibility concerns over the next 72 hours.
- No tropical activity is favored in the Gulf over the next 7-10 days.



Current Radar: 2:35 PM CT

As always, please do not hesitate to reach out to us with any forecast questions at **(317)-560-8122**. Press **1** for forecast questions.

You can also access real-time forecast updates and 24/7 meteorological chat assistance on your **Clarity** app. Click [here](#) for login assistance.

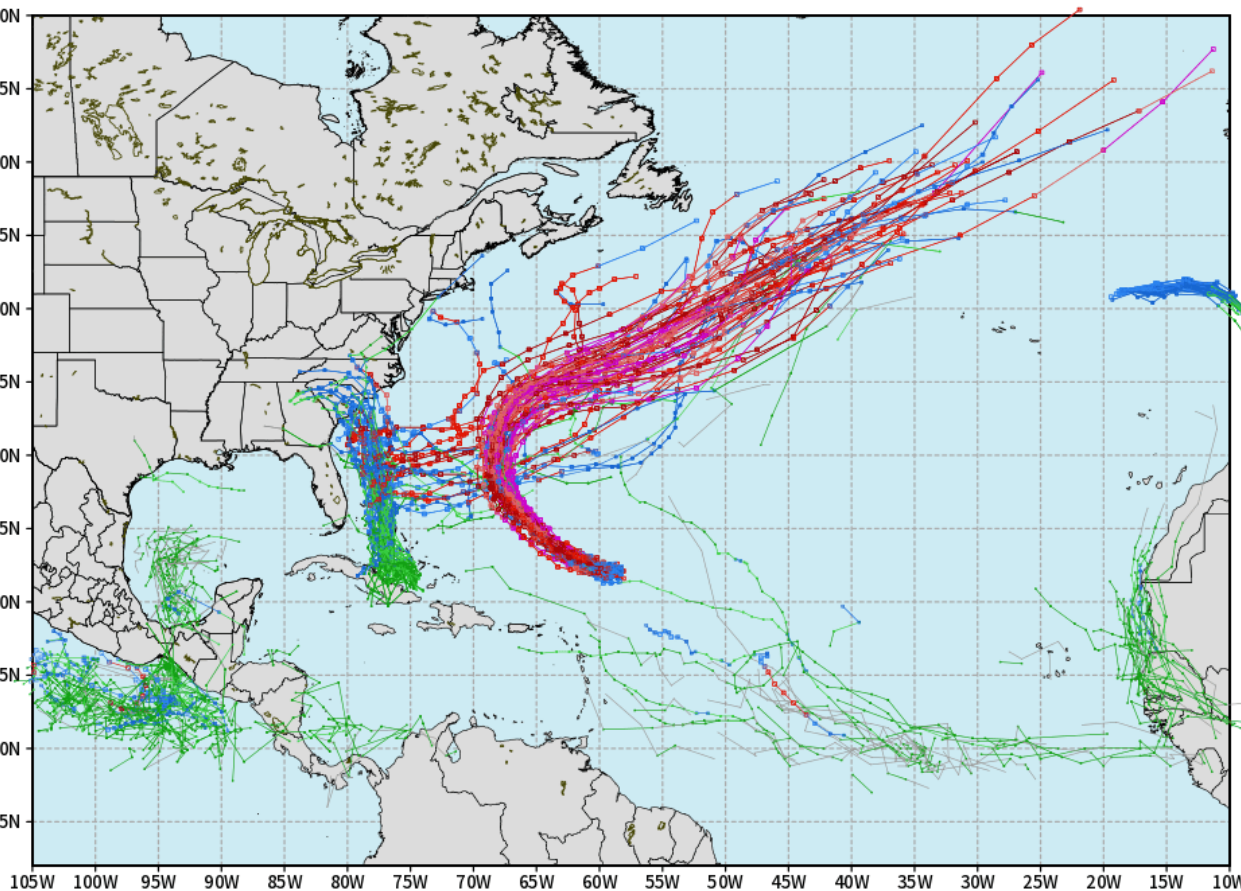


# Houston Pilots Tropical Update

## 10-Day Tropical Outlook

ECMWF ATLANTIC EPS Cyclone Locations --> Next [10-days]  
INIT: 00Z27SEP2025 --> UNTIL 00Z07OCT2025

o-o ENSEMBLE MEAN  
o-o 1000 - 1010 hPa  
o-o 980 - 999 hPa  
o-o 960 - 979 hPa  
o-o 950 - 959 hPa  
o-o < 950 hPa



[weathermodels.com](http://weathermodels.com)

No tropical development favored in the Gulf over the next 7-10 days.

Hurricane Humberto and Tropical Depression Nine are both favored to stay in the Atlantic.

# Houston Pilots Visibility Chart (miles)



## Forecast Confidence

Above  
Normal

Below  
Normal

Visibility	Sat 4 pm	Sat 5 pm	Sat 6 pm	Sat 7 pm	Sat 8 pm	Sat 9 pm	Sat 10 pm	Sat 11 pm	Sun 12 am	Sun 1 am	Sun 2 am	Sun 3 am	Sun 4 am	Sun 5 am	Sun 6 am	Sun 7 am	Sun 8 am	Sun 9 am	Sun 10 am	Sun 11 am	Sun 12 pm	Sun 1 pm	Sun 2 pm	Sun 3 pm
Houston Pilots N - 610 Bridge	10	10	10	10	10	10	10	10	10	10	10	10	10	10	10	10	10	10	10	10	10	10	10	10
Houston Pilots M - Kinder 1	10	10	10	10	10	10	10	10	10	10	10	10	10	10	10	10	10	10	10	10	10	10	10	10
Houston Pilots L - Greens Bayou	10	10	10	10	10	10	10	10	10	10	10	10	10	10	10	10	10	10	10	10	10	10	10	10
Houston Pilots K - Shell Crude	10	10	10	10	10	10	10	10	10	10	10	10	10	10	10	10	10	10	10	10	10	10	10	10
Houston Pilots J - Lynchburg Ferries	10	10	10	10	10	10	10	10	10	10	10	10	10	10	10	10	10	10	10	10	10	10	10	10
Houston Pilots I - Exxon 3	10	10	10	10	10	10	10	10	10	10	10	10	10	10	10	10	10	10	10	10	10	10	10	10
Houston Pilots H - Morgans Point	10	10	10	10	10	10	10	10	10	10	10	10	10	10	10	10	10	10	10	10	10	10	10	10
Houston Pilots G - 75/76	10	10	10	10	10	10	10	10	10	10	10	10	10	10	10	10	10	9	10	10	10	10	10	10
Houston Pilots F - 63/64	10	10	10	10	10	10	10	10	10	10	10	10	10	10	10	10	10	9	10	10	10	10	10	10
Houston Pilots E - 51/52	10	10	10	10	10	10	10	10	10	10	10	10	10	10	10	10	10	9	10	10	10	10	10	10
Houston Pilots D - 37/38	10	10	10	10	10	10	10	10	10	10	10	10	10	10	10	10	10	9	10	10	10	10	10	10
Houston Pilots C - 25/26	10	10	10	10	10	10	10	10	10	10	10	10	10	10	10	10	10	10	10	10	10	10	10	10
Houston Pilots B - 11/12	10	10	10	10	10	10	10	10	10	10	10	10	10	10	10	10	10	10	10	10	10	10	10	10
Houston Pilots A - 1 & 2 Bravo	10	10	10	10	10	10	10	10	10	10	10	10	10	10	10	10	10	9	10	10	10	10	10	10

NOTE: This is automated data that may/may not agree with the official BAM thinking that's found on the daily slides or special visibility report slides. This data should be used as a guide only

# Houston Pilots Wind Chart



Sustained Wind 10 Knots  
Gusts 15 Knots  
Wind from the SE



Wind	Sat 4 pm	Sat 5 pm	Sat 6 pm	Sat 7 pm	Sat 8 pm	Sat 9 pm	Sat 10 pm	Sat 11 pm	Sun 12 am	Sun 1 am	Sun 2 am	Sun 3 am	Sun 4 am	Sun 5 am	Sun 6 am	Sun 7 am	Sun 8 am	Sun 9 am	Sun 10 am	Sun 11 am	Sun 12 pm	Sun 1 pm	Sun 2 pm	Sun 3 pm
Houston Pilots N - 610 Bridge	6 12 ↙	6 12 ↙	6 12 ↙	6 10 ↙	6 10 ↙	5 9 ↙	3 7 ↙	2 6 ↙	2 5 ↘	1 5 ↓	2 5 ↓	2 5 ↓	2 6 ↓	3 7 ↓	3 7 ↓	3 7 ↓	5 8 ↓	5 9 ↓	6 10 ↘	6 12 ↘	7 13 ↘	7 14 ↘	7 15 ↘	7 15 ↘
Houston Pilots M - Kinder 1	5 10 ↙	6 12 ↙	6 10 ↙	6 10 ↙	6 9 ↙	3 9 ↙	3 7 ↙	2 6 ↙	2 5 ↘	2 5 ↓	2 5 ↓	2 5 ↓	2 6 ↓	3 7 ↓	3 7 ↓	3 7 ↓	5 8 ↓	5 9 ↓	6 10 ↘	6 12 ↘	7 13 ↘	7 14 ↘	7 15 ↘	7 14 ↘
Houston Pilots L - Greens Bayou	5 10 ↙	6 10 ↙	6 10 ↙	6 10 ↙	5 9 ↙	3 8 ↙	3 7 ↙	2 6 ↙	2 5 ↘	2 5 ↓	2 5 ↓	2 5 ↓	2 6 ↓	3 7 ↓	3 7 ↓	3 7 ↓	5 8 ↓	5 9 ↓	6 10 ↘	6 12 ↘	7 13 ↘	7 14 ↘	7 15 ↘	7 14 ↘
Houston Pilots K - Shell Crude	6 10 ↙	6 10 ↙	5 10 ↙	5 9 ↙	5 9 ↙	3 8 ↙	3 7 ↙	2 6 ↙	2 5 ↘	2 5 ↓	2 5 ↓	2 6 ↓	2 7 ↓	3 7 ↓	3 7 ↓	3 7 ↓	5 8 ↓	5 9 ↓	6 10 ↘	6 12 ↘	7 13 ↘	7 14 ↘	7 15 ↘	7 14 ↘
Houston Pilots J - Lynchburg Ferries	5 10 ↙	5 10 ↙	5 10 ↙	5 9 ↙	5 9 ↙	3 8 ↙	2 6 ↙	2 6 ↙	1 5 ↘	1 5 ↓	1 5 ↓	2 5 ↓	2 6 ↓	3 7 ↓	3 7 ↓	3 7 ↓	3 8 ↓	5 9 ↓	5 10 ↘	6 12 ↘	6 13 ↘	7 14 ↘	7 15 ↘	7 14 ↘
Houston Pilots I - Exxon 3	7 13 ↙	7 13 ↙	7 12 ↙	7 10 ↙	8 10 ↙	7 10 ↙	6 9 ↙	6 7 ↙	5 8 ↙	5 7 ↓	6 8 ↓	6 8 ↓	6 8 ↓	7 9 ↓	8 10 ↓	8 12 ↓	8 12 ↓	8 12 ↓	8 13 ↓	8 14 ↓	8 14 ↓	8 15 ↓	8 15 ↓	8 15 ↓
Houston Pilots H - Morgans Point	7 12 ↙	7 12 ↙	7 10 ↙	7 10 ↙	7 10 ↙	7 10 ↙	6 8 ↙	6 7 ↙	5 8 ↙	5 7 ↓	6 8 ↓	6 8 ↓	6 9 ↓	7 9 ↓	8 10 ↓	8 12 ↓	8 12 ↓	8 13 ↓	8 13 ↓	8 14 ↓	8 14 ↓	8 15 ↓	8 15 ↓	8 15 ↓
Houston Pilots G - 75/76	6 12 ↙	6 12 ↙	6 10 ↙	7 10 ↙	8 10 ↙	7 10 ↙	6 9 ↙	6 8 ↙	6 9 ↙	6 8 ↓	6 9 ↓	7 9 ↓	8 10 ↓	8 12 ↓	9 13 ↓	9 14 ↓	10 15 ↓	10 15 ↓	10 15 ↓	9 15 ↓	9 16 ↓	8 15 ↓	8 15 ↓	8 15 ↓
Houston Pilots F - 63/64	6 10 ↙	6 10 ↙	6 10 ↙	6 10 ↙	7 10 ↙	7 10 ↙	6 9 ↙	6 9 ↙	6 9 ↙	6 8 ↓	6 9 ↓	7 9 ↓	8 12 ↓	8 12 ↓	9 13 ↓	10 14 ↓	10 15 ↓	10 15 ↓	10 15 ↓	9 15 ↓	9 16 ↓	8 15 ↓	8 15 ↓	8 14 ↓
Houston Pilots E - 51/52	6 10 ↙	6 10 ↙	6 10 ↙	6 10 ↙	7 10 ↙	6 10 ↙	6 9 ↙	6 9 ↙	6 9 ↙	6 9 ↓	6 9 ↓	7 9 ↓	8 12 ↓	8 13 ↓	9 14 ↓	10 15 ↓	10 15 ↓	10 15 ↓	10 16 ↓	9 15 ↓	9 16 ↓	9 15 ↓	8 15 ↓	8 14 ↓
Houston Pilots D - 37/38	6 10 ↙	6 10 ↙	6 10 ↙	6 10 ↙	7 10 ↙	6 10 ↙	6 9 ↙	6 9 ↙	6 9 ↙	6 9 ↓	6 9 ↓	7 10 ↓	8 12 ↓	9 13 ↓	9 14 ↓	10 15 ↓	10 16 ↓	10 16 ↓	10 16 ↓	10 16 ↓	10 16 ↓	9 16 ↓	9 15 ↓	8 14 ↓
Houston Pilots C - 25/26	6 10 ↙	6 10 ↙	6 10 ↙	6 10 ↙	7 10 ↙	6 10 ↙	6 9 ↙	6 9 ↙	6 9 ↙	6 9 ↓	6 9 ↓	7 10 ↓	8 12 ↓	8 13 ↓	9 14 ↓	10 15 ↓	10 16 ↓	10 16 ↓	10 16 ↓	10 16 ↓	10 16 ↓	10 16 ↓	9 15 ↓	8 15 ↓
Houston Pilots B - 11/12	6 12 ↙	6 10 ↙	6 10 ↙	6 10 ↙	6 10 ↙	6 10 ↙	6 9 ↙	6 9 ↙	6 9 ↙	6 9 ↓	6 9 ↓	6 10 ↓	6 12 ↓	7 12 ↓	8 14 ↓	8 15 ↓	9 16 ↓	9 16 ↓	9 16 ↓	10 16 ↓	10 16 ↓	10 16 ↓	9 15 ↓	8 15 ↓
Houston Pilots A - 1 & 2 Bravo	6 12 ↙	6 12 ↙	6 12 ↙	6 12 ↙	6 10 ↙	6 12 ↙	6 10 ↙	6 10 ↙	6 10 ↙	7 10 ↓	7 10 ↓	8 12 ↓	8 13 ↓	10 14 ↓	10 16 ↓	12 17 ↓	13 17 ↓	13 17 ↓	13 18 ↓	13 18 ↓	12 18 ↓	10 18 ↓	10 16 ↓	9 16 ↓

NOTE: This is automated data that may/may not agree with the official BAM thinking that's found on the daily slides.  
This data should be used as a guide only.



# Houston Pilots: SAT. 9/27/2025

## Forecast Discussion

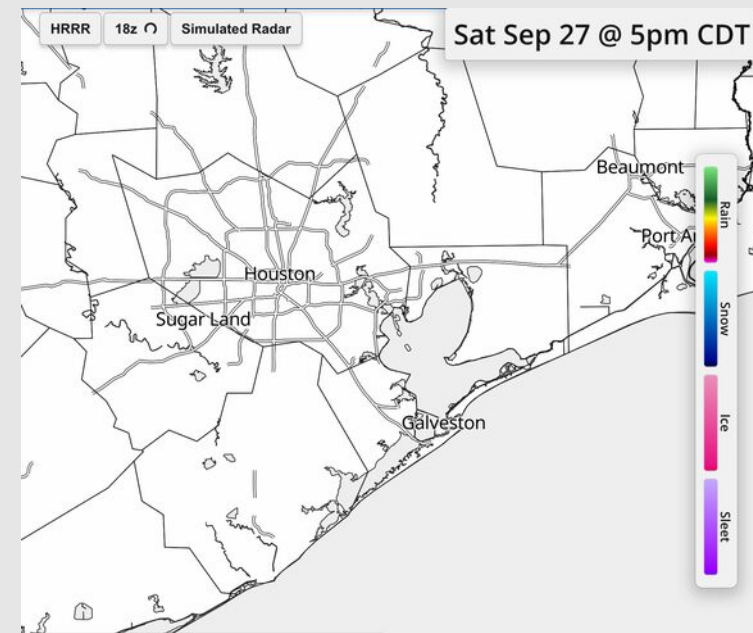
**Precip:** Dry conditions favored the rest of the day.

**Wind:** Winds will be out of the ENE today before becoming variable after 6PM. **N of Morgan's Point:** Winds will be at 1 – 6 kts. **S of Morgan's Point:** Winds will be at 3 – 8 kts.

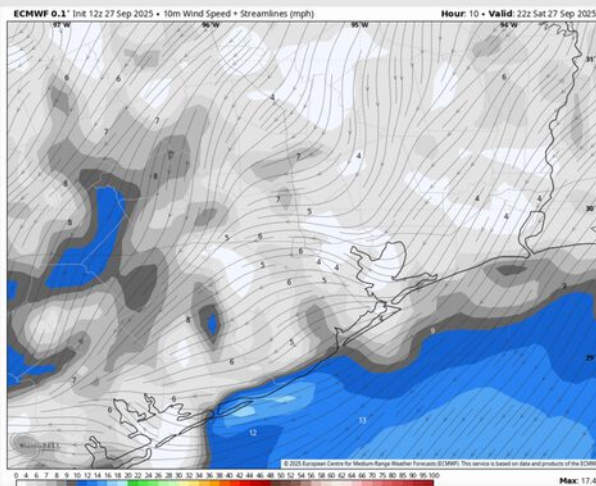
**Low Temps:** **N of Morgan's Point:** Upper 60s. **S of Morgan's Point:** Mid 90s F.

**Visibility:** No visibility concerns today.

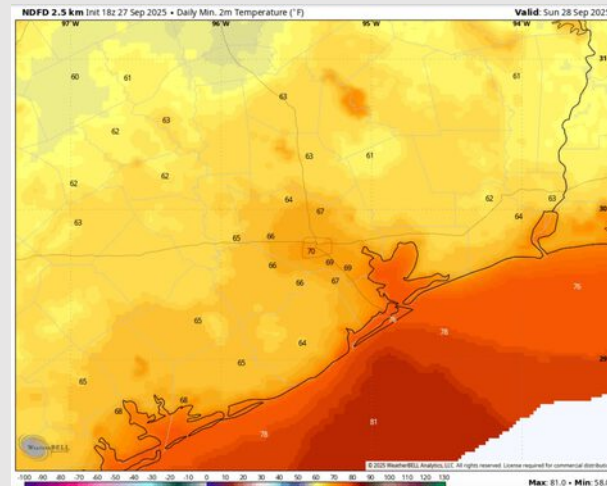
## Precip Image: 5 PM CT



**Wind Speed:**  
5 PM CT



**High Temps**  
**Tonight**



# Houston Pilots: SUN. 9/28/2025

## Forecast Discussion

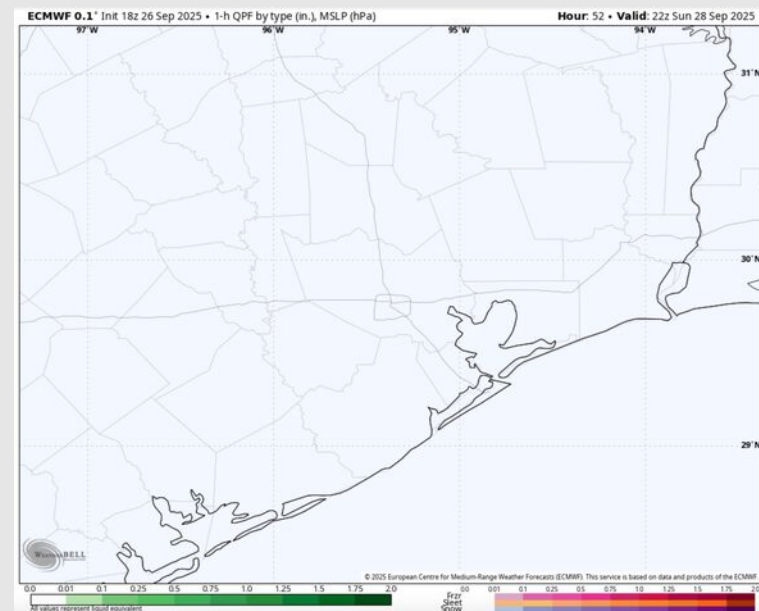
**Precip:** Favoring dry conditions Sunday.

**Wind:** Winds will be out of the ENE Sunday. **N of Morgan's Point:** Winds will be at 2 – 7 kts. **S of Morgan's Point:** Winds will be at 6 – 11 kts.

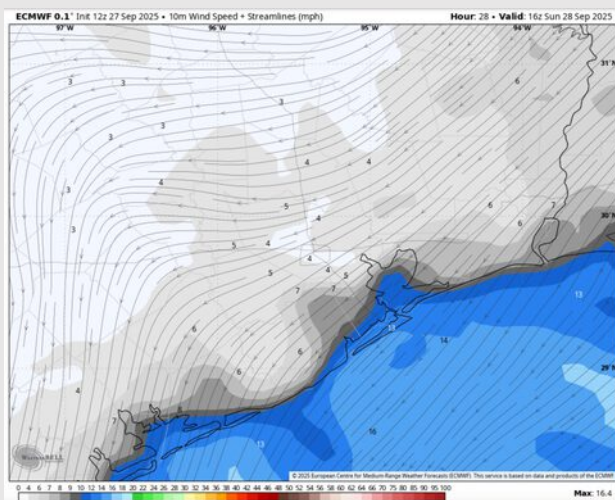
**High Temps:** **N of Morgan's Point:** High 80s to near 90 F. **S of Morgan's Point:** Mid 80s F.

**Visibility:** No visibility concerns Sunday.

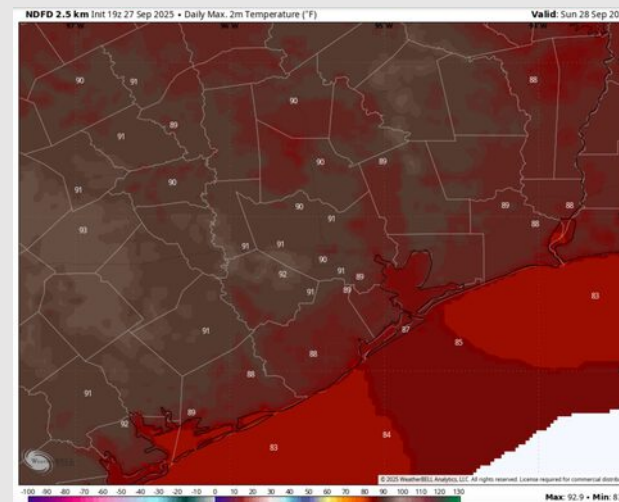
## Precip Image: 5 PM CT



Wind Speed:  
11 AM CT



High Temps  
Sunday



# Houston Pilots: MON. 9/29/2025

## Forecast Discussion

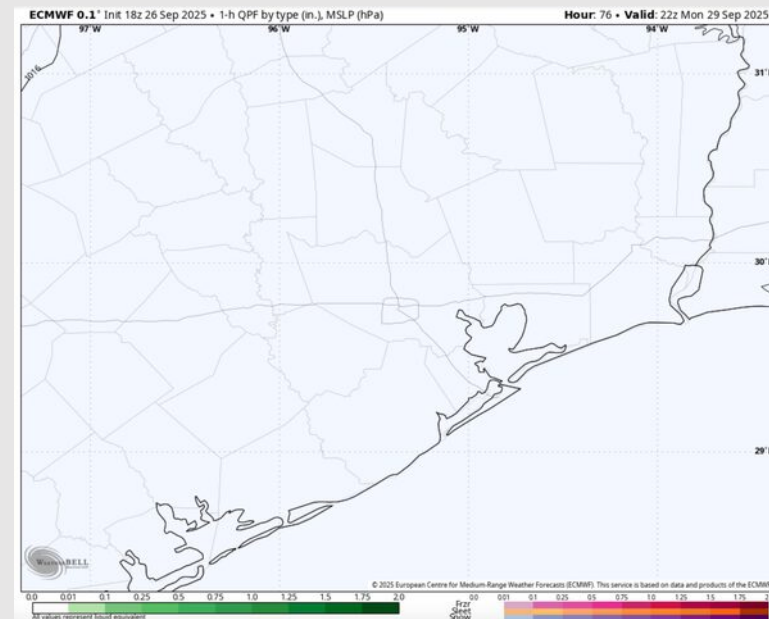
**Precip:** Dry conditions favored Monday

**Wind:** Winds will be out of the NE Monday. **N of Morgan's Point:** Winds will be at 1 – 6 kts. **S of Morgan's Point:** Winds will be at 8 – 13 kts.

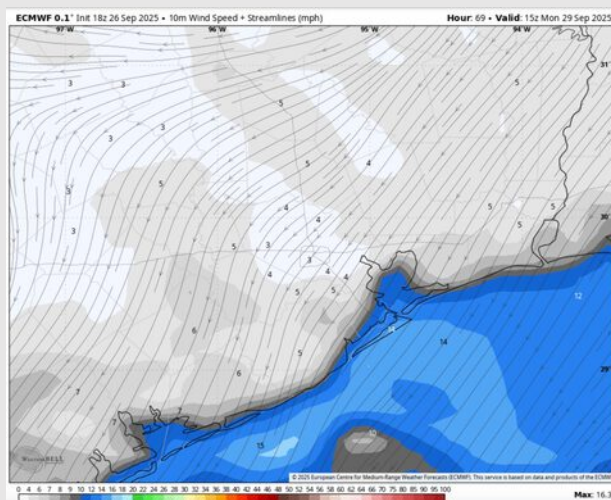
**High Temps:** **N of Morgan's Point:** Near 90 F. **S of Morgan's Point:** Upper 80s F.

**Visibility:** No visibility concerns Monday.

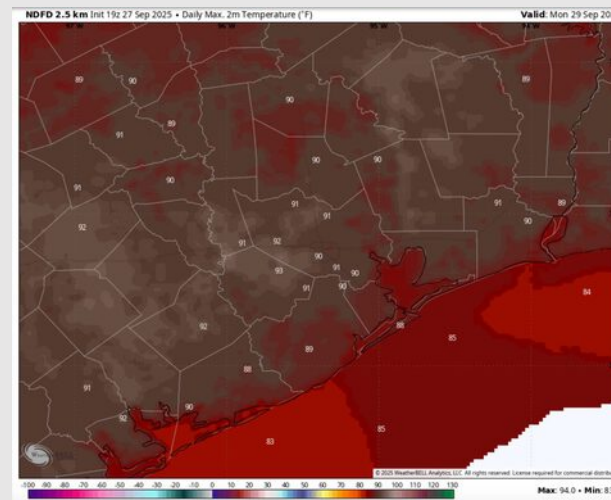
## Precip Image: 5 PM CT



**Wind Speed:**  
10 AM CT



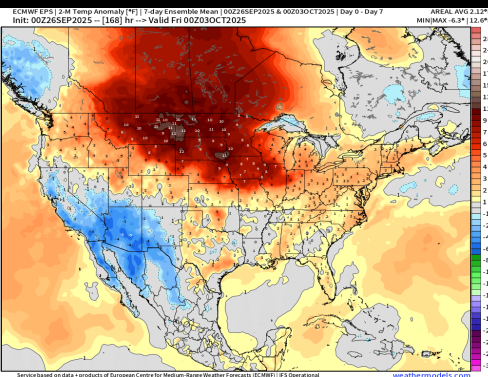
**High Temps**  
**Monday**



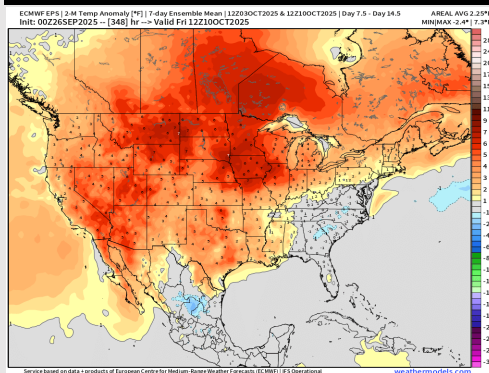


# Houston Pilots: 9/27/25

## Next 7 Day Temperature Departure



## 8-14 Day Temperature Departure

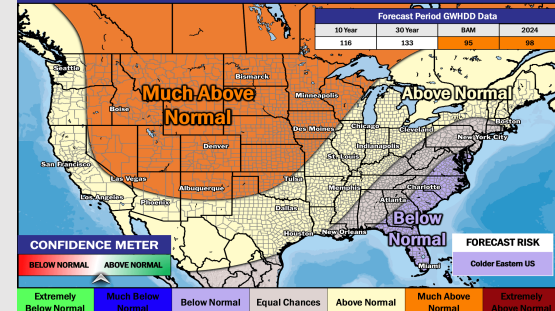


## 15-30 Day Temperature Departure

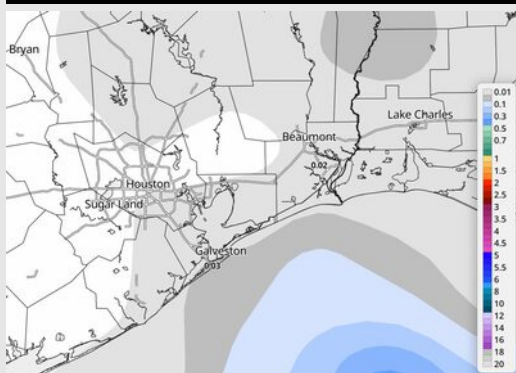
### Week ¾ Temperature Outlook

October 10 - 23, 2025 | Updated: 9/25/25

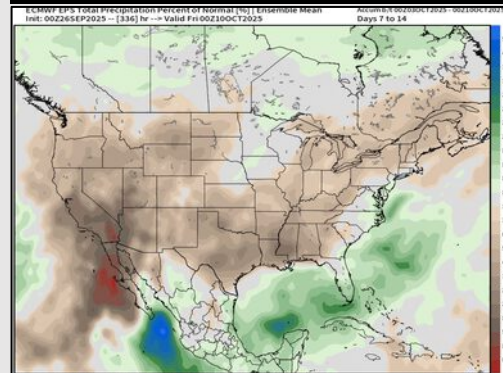
Forecaster: Walts



## Next 7 Day Total Precipitation



## 8-14 Day % of Average Precip.

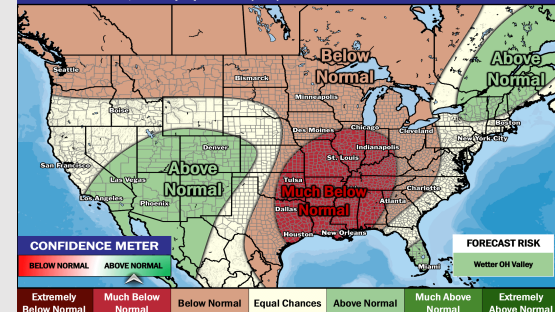


## 15-30 Day % of Average Precip.

### Week ¾ Precipitation Outlook

October 10 - 23, 2025 | Updated: 9/25/25

Forecaster: Walts



- Temps are expected to be near normal for the next 7 days with drier conditions over the weekend and into the start of next week.
- Above normal temperatures and below normal rain chances are favored for days 8 – 14.
- Near normal temperatures are favored for early to mid October with much below normal rainfall chances.