

# Houston Pilots Forecast Package



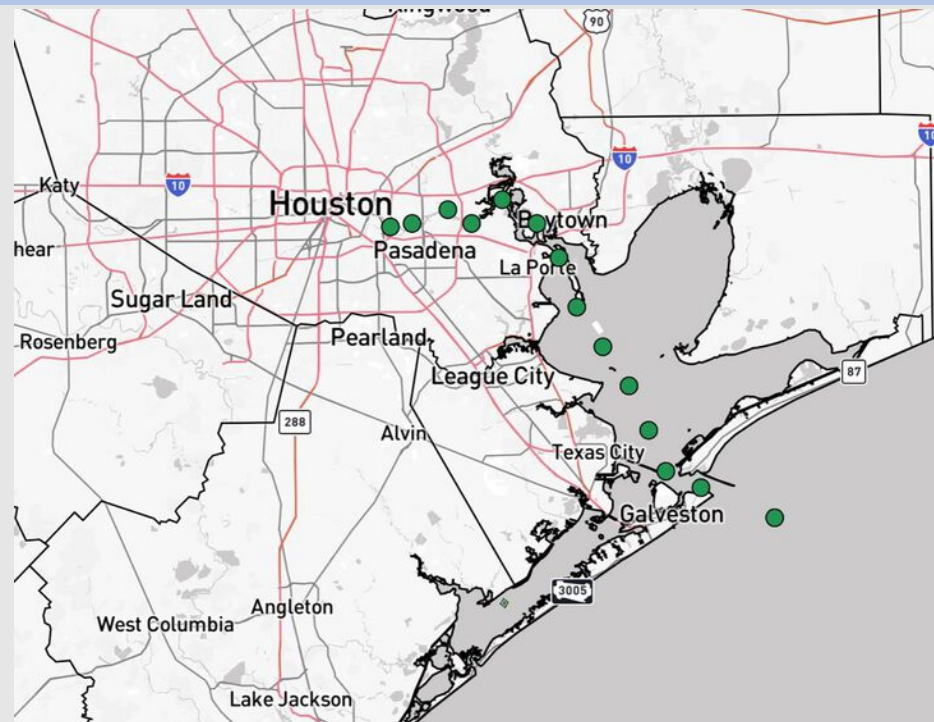
Updated: 1:35 PM CT

Thursday, September 25, 2025

Forecaster: Hope Kleitsch

## Weather Headlines

- Dry conditions are favored over the weekend and into the start of next week.
- Winds are not anticipated to surpass 10 kts over the next 72 hours.
- No tropical activity is favored in the Gulf over the next 7-10 days.



Current Radar: 1:35 PM CT

As always, please do not hesitate to reach out to us with any forecast questions at **(317)-560-8122**. Press **1** for forecast questions.

You can also access real-time forecast updates and 24/7 meteorological chat assistance on your **Clarity** app. Click [here](#) for login assistance.

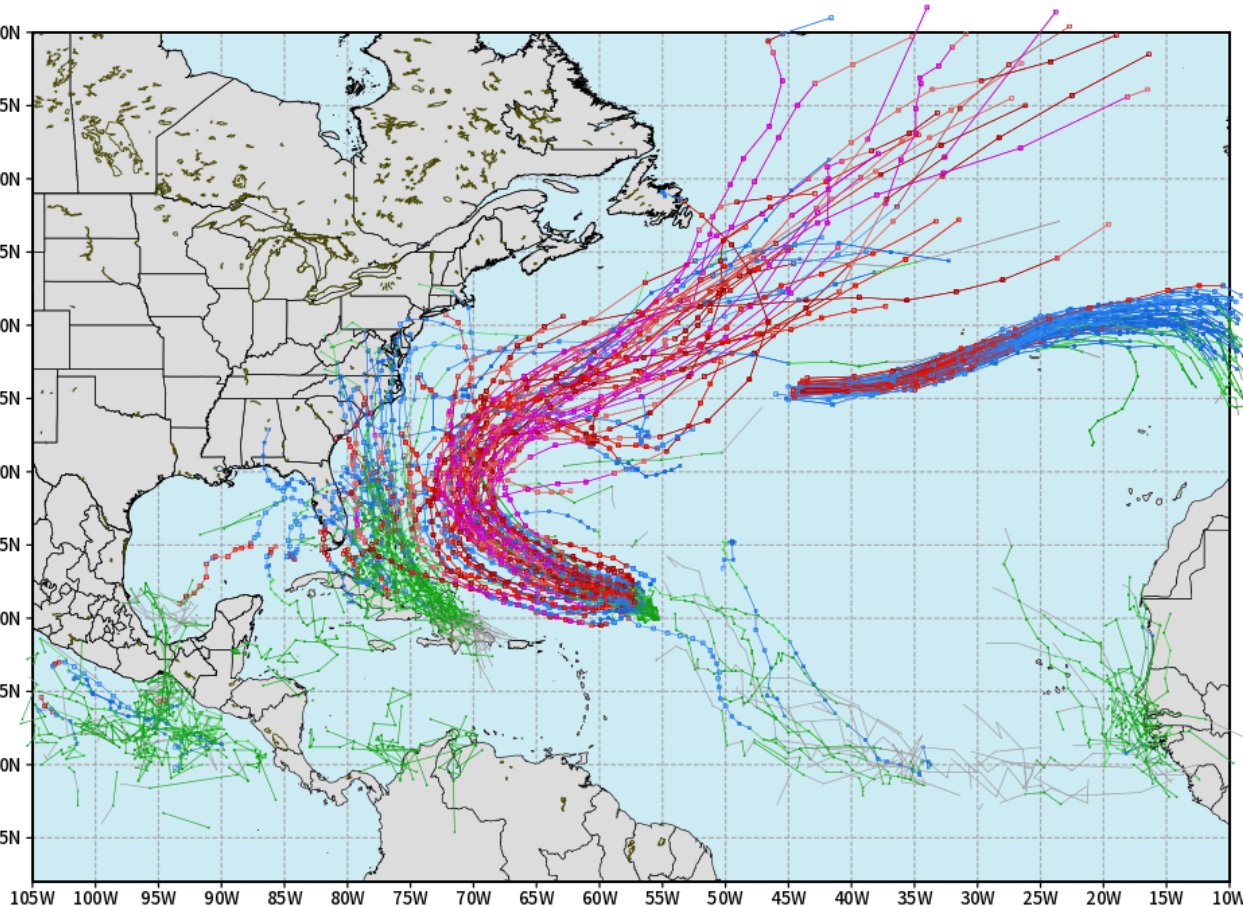


# Houston Pilots Tropical Update

## 10-Day Tropical Outlook

ECMWF ATLANTIC EPS Cyclone Locations --> Next [10-days]  
INIT: 00Z25SEP2025 --> UNTIL 00Z05OCT2025

o-o ENSEMBLE MEAN  
o-o 1000 - 1010 hPa  
o-o 980 - 999 hPa  
o-o 960 - 979 hPa  
o-o 950 - 959 hPa  
o-o < 950 hPa



[weathermodels.com](http://weathermodels.com)

No tropical development favored in the Gulf over the next 7-10 days.

Hurricane Gabrielle is favored to stay out in the Atlantic, away from the US East Coast.

Tropical Storm Humberto and Invest 94L are both favored to stay in the Atlantic, with Invest 94L anticipated to track closer to the US East Coast.

# Houston Pilots Visibility Chart (miles)



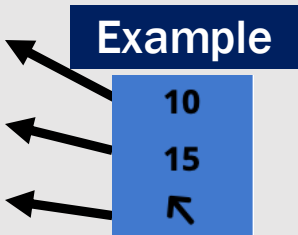
Visibility	Thu 3 pm	Thu 4 pm	Thu 5 pm	Thu 6 pm	Thu 7 pm	Thu 8 pm	Thu 9 pm	Thu 10 pm	Thu 11 pm	Fri 12 am	Fri 1 am	Fri 2 am	Fri 3 am	Fri 4 am	Fri 5 am	Fri 6 am	Fri 7 am	Fri 8 am	Fri 9 am	Fri 10 am	Fri 11 am	Fri 12 pm	Fri 1 pm	Fri 2 pm
Houston Pilots N - 610 Bridge	10	10	10	10	10	10	10	10	10	10	10	10	10	10	10	10	10	10	10	10	10	10	10	10
Houston Pilots M - Kinder 1	10	10	10	10	10	10	10	10	10	10	10	10	10	10	10	10	10	10	10	10	10	10	10	10
Houston Pilots L - Greens Bayou	10	10	10	10	10	10	10	10	10	10	10	10	10	10	10	10	10	9	10	10	10	10	10	10
Houston Pilots K - Shell Crude	10	10	10	10	10	10	10	10	10	10	10	10	10	10	10	10	10	9	10	10	10	10	10	10
Houston Pilots J - Lynchburg Ferries	10	10	10	10	10	10	10	10	10	10	10	10	10	10	10	10	10	9	10	10	10	10	10	10
Houston Pilots I - Exxon 3	10	10	10	10	10	10	10	10	10	10	10	10	10	10	10	10	10	9	10	10	10	10	10	10
Houston Pilots H - Morgans Point	10	10	10	10	10	10	10	10	10	10	10	10	10	10	10	10	10	9	10	10	10	10	10	10
Houston Pilots G - 75/76	10	10	10	10	10	10	10	10	10	10	10	10	10	10	10	10	10	10	10	10	10	10	10	10
Houston Pilots F - 63/64	10	10	10	10	10	10	10	10	10	10	10	10	10	10	10	10	10	10	10	10	10	10	10	10
Houston Pilots E - 51/52	10	10	10	10	10	10	10	10	10	10	10	10	10	10	10	10	10	10	10	10	10	10	10	10
Houston Pilots D - 37/38	10	10	10	10	10	10	10	10	10	10	10	10	10	10	10	10	10	10	10	10	10	10	10	10
Houston Pilots C - 25/26	10	10	10	10	10	10	10	10	10	10	10	10	10	10	10	10	10	10	10	10	10	10	10	10
Houston Pilots B - 11/12	10	10	10	10	10	10	10	10	10	10	10	10	10	10	10	10	10	10	10	10	10	10	10	10
Houston Pilots A - 1 & 2 Bravo	10	10	10	10	10	10	10	10	10	8	9	8	10	10	10	10	10	10	10	10	10	10	10	10

NOTE: This is automated data that may/may not agree with the official BAM thinking that's found on the daily slides or special visibility report slides. This data should be used as a guide only

# Houston Pilots Wind Chart



Sustained Wind 10 Knots  
Gusts 15 Knots  
Wind from the SE



Wind	Thu 3 pm	Thu 4 pm	Thu 5 pm	Thu 6 pm	Thu 7 pm	Thu 8 pm	Thu 9 pm	Thu 10 pm	Thu 11 pm	Fri 12 am	Fri 1 am	Fri 2 am	Fri 3 am	Fri 4 am	Fri 5 am	Fri 6 am	Fri 7 am	Fri 8 am	Fri 9 am	Fri 10 am	Fri 11 am	Fri 12 pm	Fri 1 pm	Fri 2 pm
Houston Pilots N - 610 Bridge	6 13 ↘	6 14 ↘	6 13 ↘	6 12 ↘	5 10 ↓	5 9 ↘	3 8 ↘	3 7 ↘	3 7 ↘	3 7 ↘	3 7 ↘	3 8 ↘	3 7 ↘	3 7 ↘	3 7 ↘	3 7 ↘	3 7 ↘	3 8 ↘	3 7 ↘	3 8 ↘	5 9 ↘	6 12 ↘	6 12 ↘	6 13 ↘
Houston Pilots M - Kinder 1	6 13 ↘	6 13 ↘	6 13 ↘	6 12 ↘	5 10 ↓	5 9 ↘	3 8 ↘	3 7 ↘	3 7 ↘	3 7 ↘	3 7 ↘	3 8 ↘	3 7 ↘	3 7 ↘	3 7 ↘	3 7 ↘	3 7 ↘	3 8 ↘	3 7 ↘	3 8 ↘	5 9 ↘	6 12 ↘	6 12 ↘	6 13 ↘
Houston Pilots L - Greens Bayou	6 13 ↘	6 13 ↘	6 13 ↘	6 12 ↘	5 10 ↓	3 9 ↘	3 8 ↘	3 7 ↘	3 7 ↘	3 7 ↘	3 7 ↘	3 8 ↘	3 7 ↘	3 7 ↘	3 7 ↘	3 7 ↘	3 7 ↘	3 8 ↘	3 7 ↘	3 8 ↘	5 9 ↘	6 12 ↘	6 12 ↘	6 13 ↘
Houston Pilots K - Shell Crude	6 13 ↘	6 13 ↘	6 13 ↘	6 10 ↓	5 9 ↓	3 8 ↘	3 8 ↘	3 7 ↘	3 7 ↘	3 7 ↘	3 7 ↘	3 8 ↘	3 7 ↘	3 7 ↘	3 7 ↘	3 7 ↘	3 7 ↘	3 8 ↘	3 7 ↘	3 9 ↘	5 9 ↘	6 12 ↘	6 12 ↘	6 13 ↘
Houston Pilots J - Lynchburg Ferries	6 13 ↘	6 14 ↘	6 13 ↘	5 10 ↓	5 9 ↓	3 8 ↘	3 8 ↘	3 7 ↘	3 7 ↘	3 7 ↘	3 7 ↘	3 8 ↘	3 7 ↘	3 7 ↘	3 7 ↘	3 7 ↘	3 7 ↘	3 8 ↘	3 7 ↘	3 8 ↘	5 9 ↘	6 12 ↘	6 12 ↘	6 13 ↘
Houston Pilots I - Exxon 3	8 14 ↘	8 15 ↘	8 13 ↘	7 12 ↘	7 10 ↓	6 10 ↘	6 10 ↘	6 9 ↘	6 10 ↘	6 10 ↘	7 9 ↘	8 10 ↘	8 10 ↘	7 10 ↘	8 10 ↘	7 10 ↘	7 10 ↘	7 10 ↘	7 10 ↘	7 9 ↘	7 10 ↘	7 12 ↘	7 12 ↘	8 14 ↘
Houston Pilots H - Morgans Point	8 13 ↘	8 14 ↘	8 13 ↘	7 12 ↘	7 10 ↓	6 9 ↘	6 10 ↘	6 9 ↘	6 10 ↘	6 10 ↘	7 10 ↘	8 10 ↘	7 10 ↘	7 10 ↘	8 10 ↘	7 10 ↘	7 10 ↘	7 10 ↘	7 10 ↘	7 10 ↘	7 12 ↘	7 12 ↘	7 12 ↘	8 14 ↘
Houston Pilots G - 75/76	7 13 ↘	7 13 ↘	7 13 ↘	6 12 ↘	7 10 ↓	7 10 ↘	7 10 ↘	7 10 ↘	7 12 ↘	8 12 ↘	8 12 ↘	8 13 ↘	8 13 ↘	8 13 ↘	8 13 ↘	8 13 ↘	8 13 ↘	8 12 ↘	8 12 ↘	8 12 ↘	8 13 ↘	7 13 ↘	6 12 ↘	7 13 ↘
Houston Pilots F - 63/64	6 13 ↘	6 13 ↘	7 13 ↘	6 12 ↘	6 10 ↓	6 10 ↘	7 10 ↘	7 10 ↘	8 12 ↘	8 12 ↘	8 12 ↘	8 13 ↘	8 13 ↘	8 13 ↘	8 13 ↘	8 13 ↘	8 13 ↘	8 13 ↘	8 13 ↘	8 12 ↘	8 13 ↘	7 13 ↘	6 12 ↘	6 12 ↘
Houston Pilots E - 51/52	6 13 ↘	6 12 ↘	6 12 ↘	6 10 ↓	6 10 ↘	6 10 ↘	7 10 ↘	7 10 ↘	8 12 ↘	8 12 ↘	8 12 ↘	9 13 ↘	9 13 ↘	9 13 ↘	9 13 ↘	9 13 ↘	9 13 ↘	9 13 ↘	9 13 ↘	9 13 ↘	8 14 ↘	8 13 ↘	7 12 ↘	6 12 ↘
Houston Pilots D - 37/38	6 13 ↘	6 12 ↘	6 12 ↘	6 10 ↓	6 10 ↘	6 9 ↘	6 10 ↘	7 10 ↘	7 12 ↘	8 12 ↘	8 12 ↘	9 13 ↘	9 13 ↘	9 13 ↘	9 13 ↘	9 14 ↘	9 14 ↘	9 14 ↘	9 14 ↘	9 13 ↘	8 14 ↘	8 13 ↘	7 12 ↘	6 12 ↘
Houston Pilots C - 25/26	6 13 ↘	6 12 ↘	5 10 ↓	6 9 ↘	6 9 ↘	6 9 ↘	6 9 ↘	6 10 ↘	7 12 ↘	8 12 ↘	8 12 ↘	8 12 ↘	8 13 ↘	8 13 ↘	9 14 ↘	9 14 ↘	9 14 ↘	9 14 ↘	9 14 ↘	9 14 ↘	9 14 ↘	8 13 ↘	7 13 ↘	7 12 ↘
Houston Pilots B - 11/12	6 13 ↘	6 12 ↘	6 12 ↘	6 10 ↓	6 9 ↘	6 9 ↘	6 9 ↘	6 10 ↘	6 12 ↘	6 12 ↘	7 12 ↘	7 12 ↘	7 13 ↘	8 13 ↘	8 13 ↘	8 14 ↘	8 14 ↘	8 14 ↘	8 14 ↘	8 14 ↘	8 14 ↘	8 13 ↘	7 13 ↘	7 13 ↘
Houston Pilots A - 1 & 2 Bravo	6 13 ↘	6 12 ↘	6 12 ↘	6 10 ↓	6 10 ↘	6 10 ↘	6 10 ↘	7 12 ↘	7 12 ↘	8 13 ↘	8 13 ↘	9 14 ↘	9 14 ↘	10 15 ↘	10 15 ↘	10 15 ↘	10 16 ↘	10 16 ↘	10 16 ↘	10 16 ↘	10 15 ↘	8 14 ↘	8 14 ↘	7 13 ↘

NOTE: This is automated data that may/may not agree with the official BAM thinking that's found on the daily slides.  
This data should be used as a guide only.



# Houston Pilots: THU. 9/25/2025

## Forecast Discussion

**Precip:** Favoring dry conditions the remainder of the day.

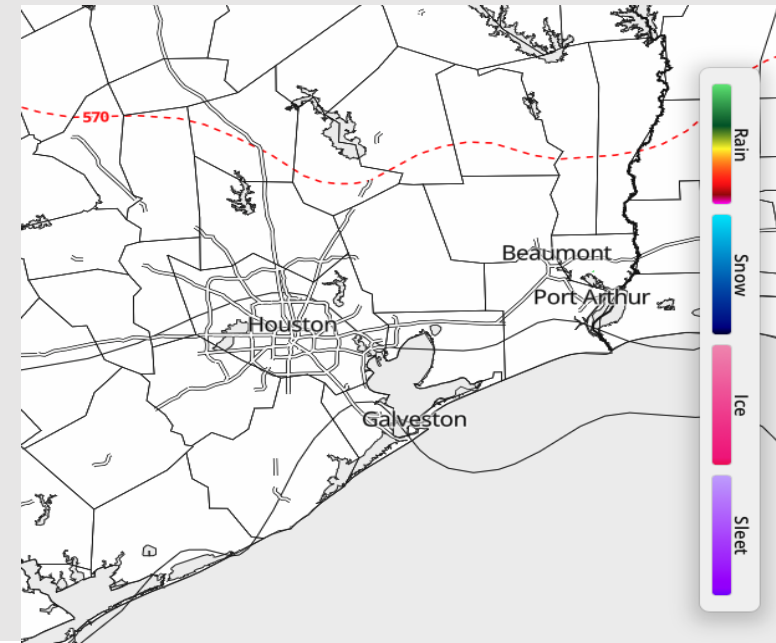
**Wind:** Winds will be out of the N/NW, becoming variable at times. **N of Morgan's Point:** Winds will be at 2 – 7 kts.

**S of Morgan's Point:** Winds will be at 4 – 9 kts.

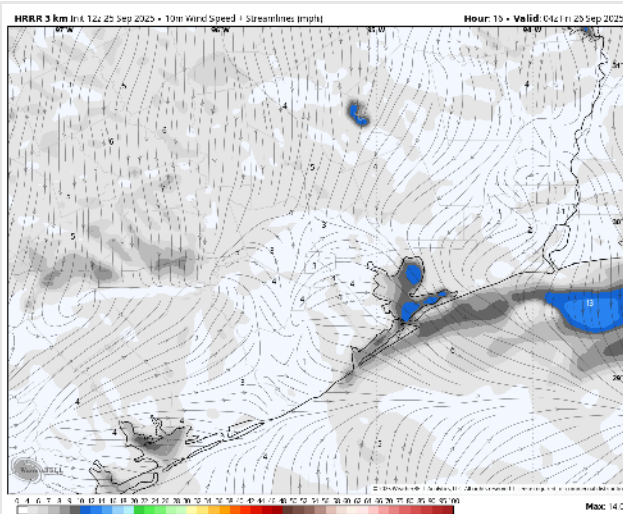
**Low Temps:** **N of Morgan's Point:** Low 70s F. **S of Morgan's Point:** Mid 70s F.

**Visibility:** No visibility concerns today.

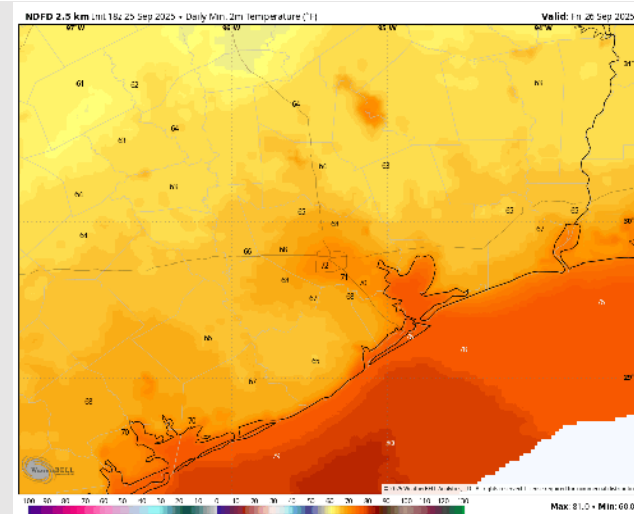
## Precip Image: 3 AM CT



**Wind Speed:**  
**11 PM CT**



**Low Temps**  
**FRI AM**



# Houston Pilots: FRI. 9/26/2025

## Forecast Discussion

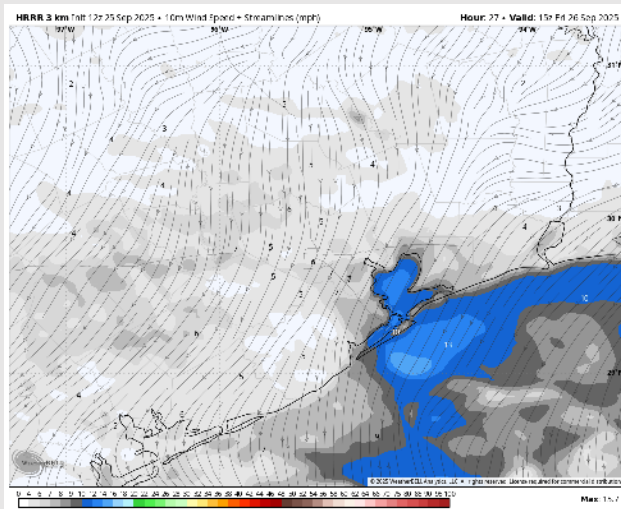
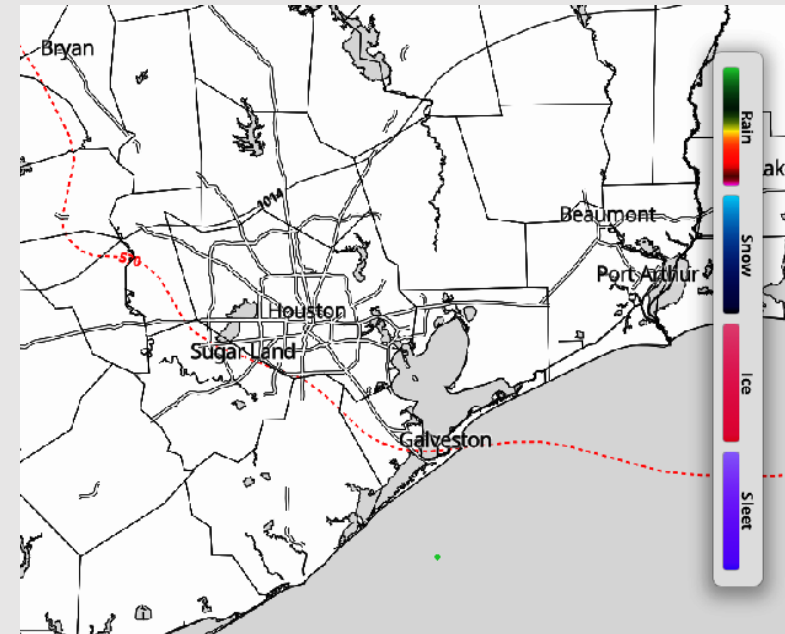
**Precip:** Dry conditions expected Friday.

**Wind:** Winds will be out of the N Friday. **N of Morgan's Point:** Winds will be at 1 – 6 kts. **S of Morgan's Point:** Winds will be at 5 – 10 kts.

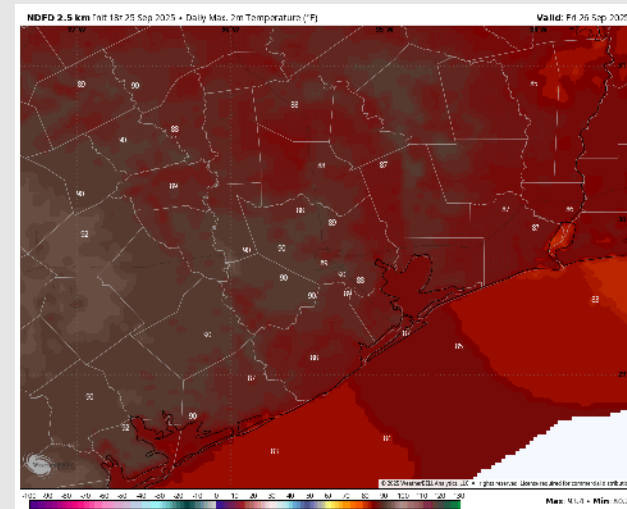
**High Temps:** **N of Morgan's Point:** Upper 80s F. **S of Morgan's Point:** Mid 80s F.

**Visibility:** No visibility concerns Friday.

## Precip Image: 12 PM CT



Wind Speed:  
10 AM CT



High Temps  
Friday

# Houston Pilots: SAT. 9/27/2025

## Forecast Discussion

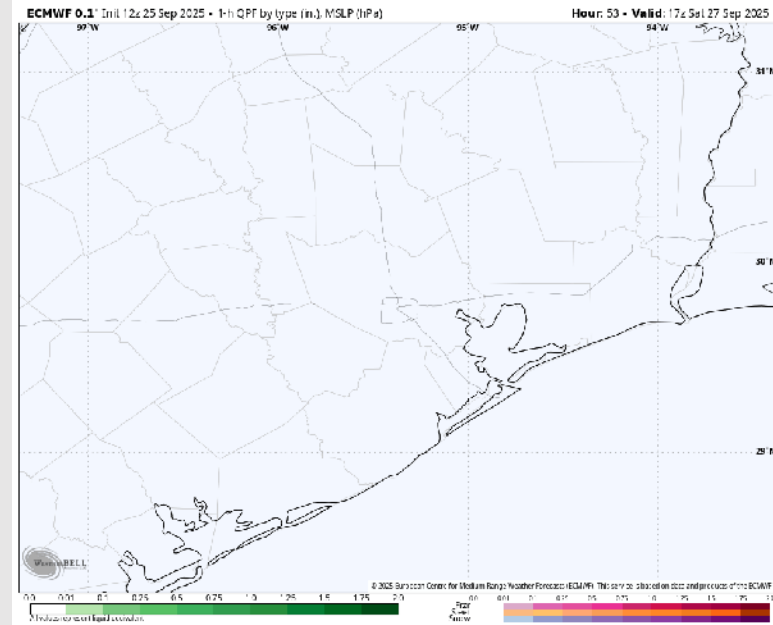
**Precip:** Dry conditions expected Saturday.

**Wind:** Winds will be out of the ENE Saturday. **N of Morgan's Point:** Winds will be at 1 – 6 kts. **S of Morgan's Point:** Winds will be at 5 – 10 kts.

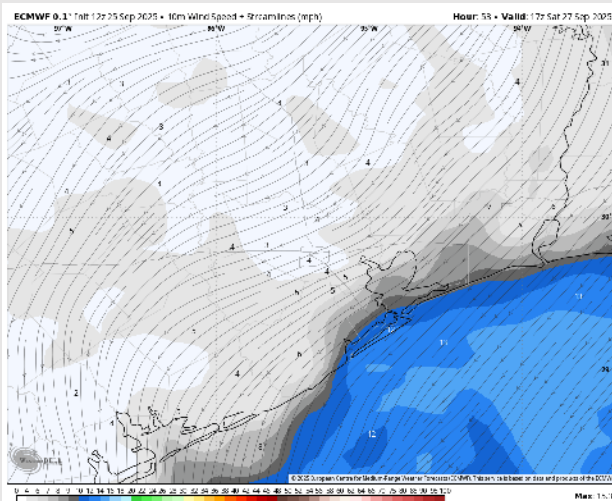
**High Temps:** **N of Morgan's Point:** High 80s F. **S of Morgan's Point:** Mid 80s F.

**Visibility:** No visibility concerns Saturday.

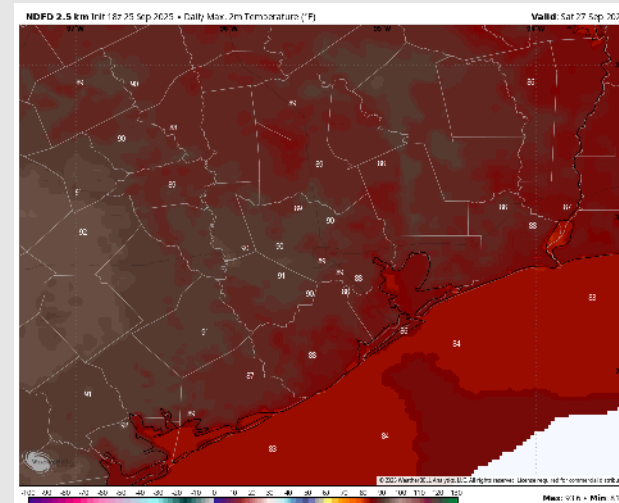
## Precip Image: 12 PM CT



**Wind Speed:**  
12 PM CT



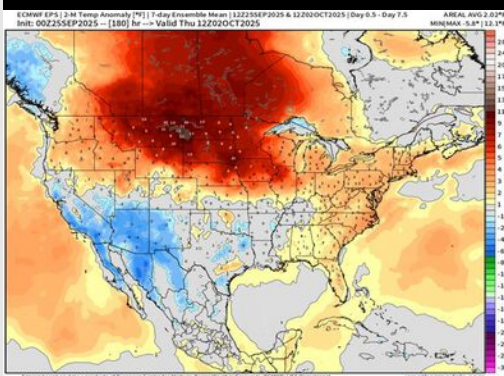
**High Temps**  
**Saturday**



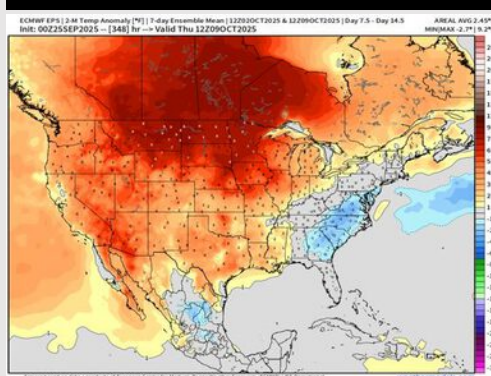


# Houston Pilots: 9/25/25

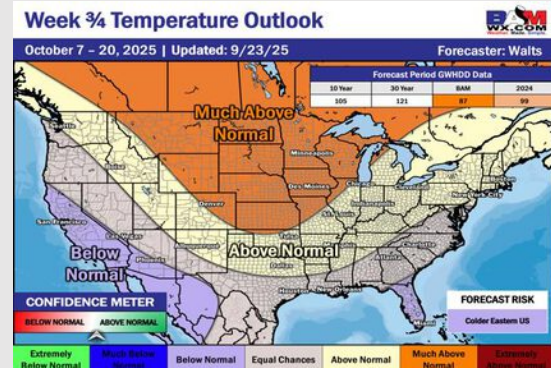
## Next 7 Day Temperature Departure



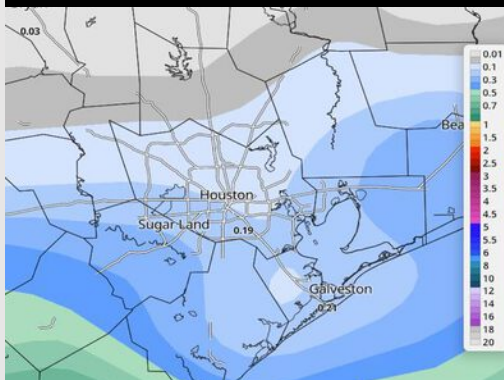
## 8-14 Day Temperature Departure



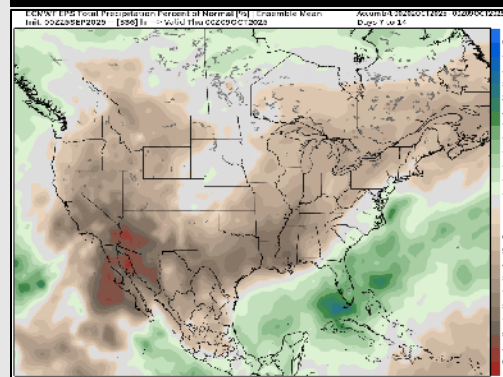
## 15-30 Day Temperature Departure



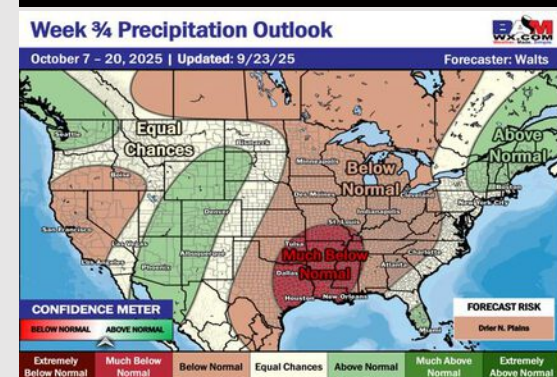
## Next 7 Day Total Precipitation



## 8-14 Day % of Average Precip.



## 15-30 Day % of Average Precip.



- Temps are expected to be near normal for the next 7 days with drier conditions over the weekend and into the start of next week.
- Above normal temperatures and below normal rain chances are favored for days 8 - 14.
- Near normal temperatures are favored for early to mid October with much below normal rainfall chances.