

Houston Pilots Forecast Package



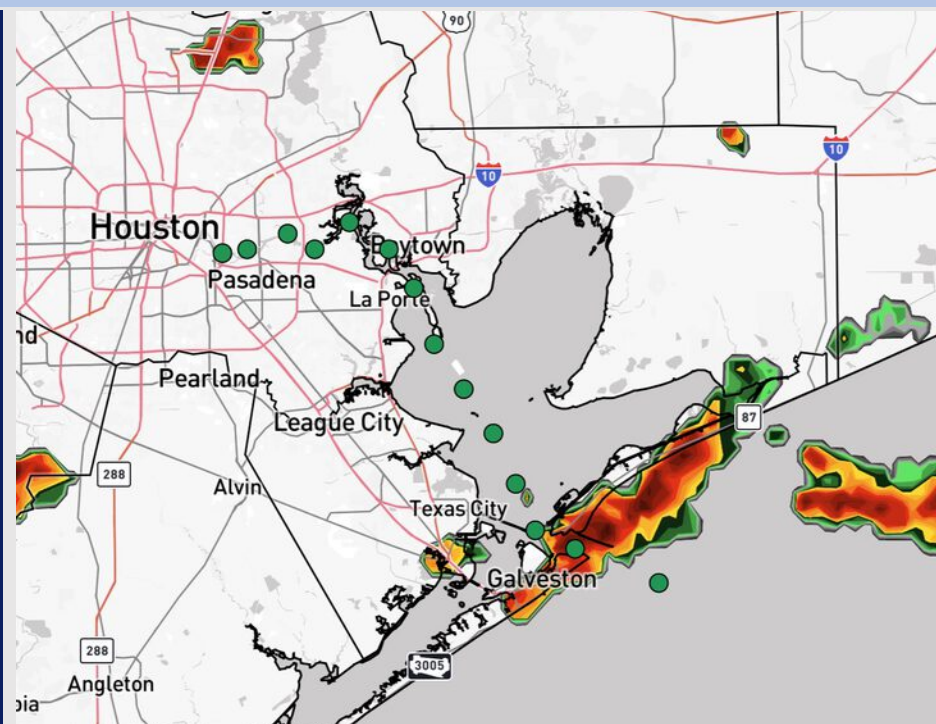
Updated: 9:50 PM CT

Wednesday, September 24, 2025

Forecaster: Jakeb Wagner

Weather Headlines

- Scattered showers and storms will trend south of ALL stations. An isolated storm or two can be possible through 7AM. Mostly dry conditions favored the rest of the day.
- No tropical activity is favored in the Gulf over the next 7-10 days.



Current Radar: 9:50 PM CT

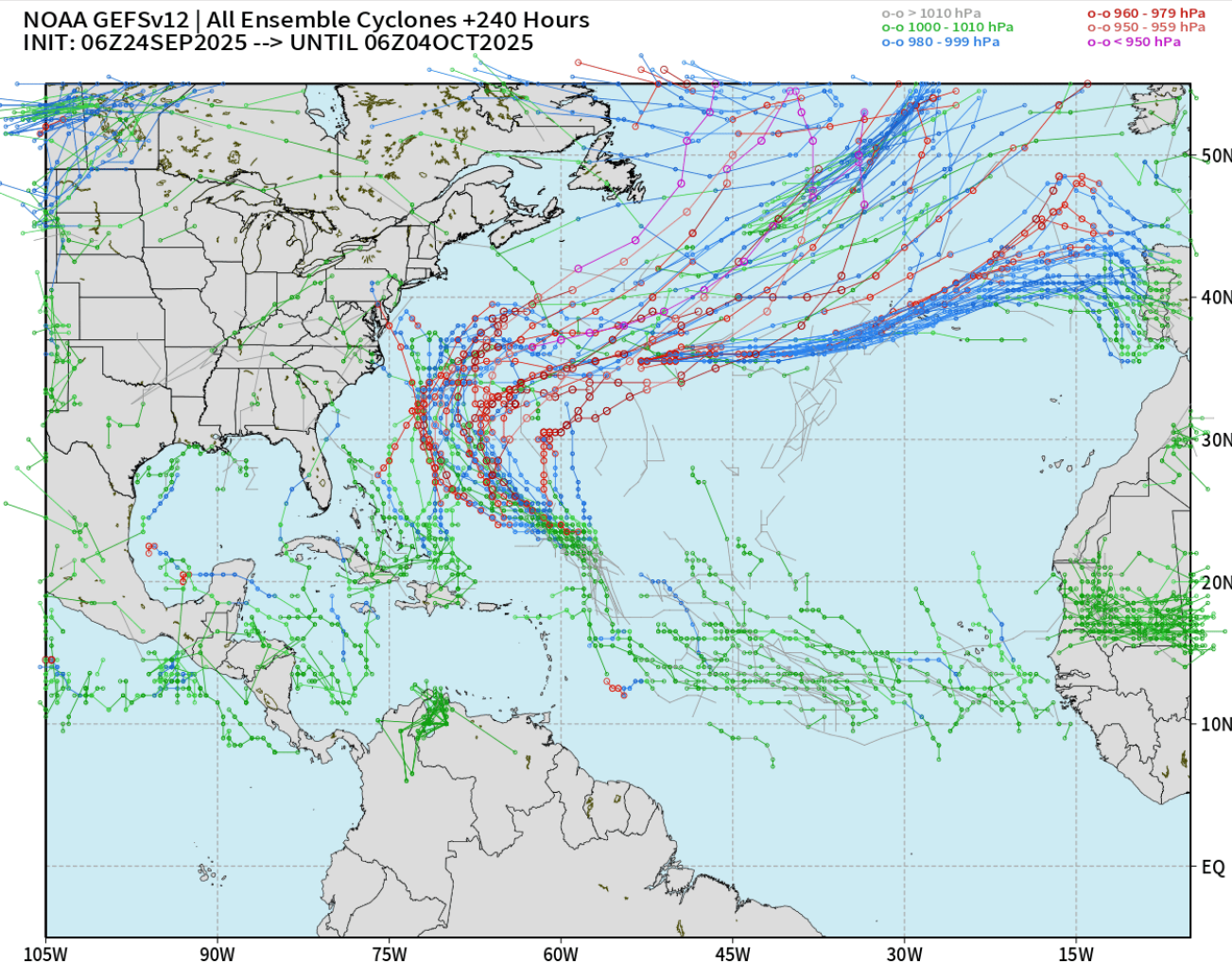
As always, please do not hesitate to reach out to us with any forecast questions at **(317)-560-8122**. Press **1** for forecast questions.

You can also access real-time forecast updates and 24/7 meteorological chat assistance on your **Clarity** app. Click [here](#) for login assistance.



Houston Pilots Tropical Update

10-Day Tropical Outlook



No tropical development favored in the Gulf over the next 7-10 days.

Hurricane Gabrielle is favored to stay out in the Atlantic, away from the US East Coast.

Monitoring two additional waves behind Gabrielle, however these are also currently favored to stay along or off the US East Coast.

Houston Pilots Visibility Chart (miles)



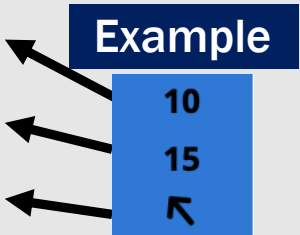
Visibility	Wed 11 pm	Thu 12 am	Thu 1 am	Thu 2 am	Thu 3 am	Thu 4 am	Thu 5 am	Thu 6 am	Thu 7 am	Thu 8 am	Thu 9 am	Thu 10 am	Thu 11 am	Thu 12 pm	Thu 1 pm	Thu 2 pm	Thu 3 pm	Thu 4 pm	Thu 5 pm	Thu 6 pm	Thu 7 pm	Thu 8 pm	Thu 9 pm	Thu 10 pm
Houston Pilots N - 610 Bridge	10	10	10	10	10	10	10	10	10	10	6.9	10	10	10	10	10	10	10	10	10	10	10	10	10
Houston Pilots M - Kinder 1	10	10	10	10	10	10	10	10	10	10	6.9	10	10	10	10	10	10	10	10	10	10	10	10	10
Houston Pilots L - Greens Bayou	10	10	10	10	10	10	10	10	10	10	6.9	10	10	10	10	10	10	10	10	10	10	10	10	10
Houston Pilots K - Shell Crude	10	10	10	10	10	10	10	10	10	10	6.9	10	10	10	10	10	10	10	10	10	10	10	10	10
Houston Pilots J - Lynchburg Ferries	10	10	10	10	10	10	10	10	10	10	6.9	10	10	10	10	10	10	10	10	10	10	10	10	10
Houston Pilots I - Exxon 3	10	10	10	10	10	10	10	10	10	10	6.9	10	10	10	10	10	10	10	10	10	10	10	10	10
Houston Pilots H - Morgans Point	10	10	10	10	10	10	10	10	10	10	6.9	10	10	10	10	10	10	10	10	10	10	10	10	10
Houston Pilots G - 75/76	10	10	10	10	10	10	10	10	10	10	10	10	10	10	10	10	10	10	10	10	10	10	9	9
Houston Pilots F - 63/64	10	10	10	10	10	10	10	10	10	10	10	10	10	10	10	10	10	10	10	10	10	10	10	9
Houston Pilots E - 51/52	10	10	10	10	10	10	10	10	10	10	10	10	10	10	10	10	10	10	10	10	10	10	10	9
Houston Pilots D - 37/38	10	10	10	10	10	10	10	10	10	10	10	10	10	10	10	10	10	9	10	10	10	10	10	9
Houston Pilots C - 25/26	10	10	10	10	10	10	10	10	10	10	10	10	10	10	10	10	10	9	10	10	10	10	10	9
Houston Pilots B - 11/12	10	10	10	10	10	10	10	10	10	10	10	10	10	10	10	9	10	9	9	10	10	10	10	10
Houston Pilots A - 1 & 2 Bravo	10	10	10	10	10	10	10	10	10	10	10	9	10	10	10	9	9	6.9	6.9	7.9	10	10	10	10

NOTE: This is automated data that may/may not agree with the official BAM thinking that's found on the daily slides or special visibility report slides. This data should be used as a guide only

Houston Pilots Wind Chart



Sustained Wind 10 Knots
Gusts 15 Knots
Wind from the SE



Wind	Wed 11 pm	Thu 12 am	Thu 1 am	Thu 2 am	Thu 3 am	Thu 4 am	Thu 5 am	Thu 6 am	Thu 7 am	Thu 8 am	Thu 9 am	Thu 10 am	Thu 11 am	Thu 12 pm	Thu 1 pm	Thu 2 pm	Thu 3 pm	Thu 4 pm	Thu 5 pm	Thu 6 pm	Thu 7 pm	Thu 8 pm	Thu 9 pm	Thu 10 pm
Houston Pilots N - 610 Bridge	3	3	3	3	3	3	5	5	5	5	6	6	6	6	6	7	6	6	6	6	5	3	3	3
	8	7	7	8	8	8	9	9	9	9	10	12	13	13	13	14	14	13	13	13	12	9	8	7
Houston Pilots M - Kinder 1	3	3	3	3	3	3	5	5	5	5	6	6	6	6	7	7	6	6	6	6	5	3	3	3
	8	7	7	8	8	8	9	9	9	9	10	12	13	13	13	14	14	13	13	13	10	9	8	7
Houston Pilots L - Greens Bayou	3	3	3	3	3	3	5	5	5	5	6	6	6	6	7	7	6	6	6	6	5	3	3	3
	8	7	7	7	8	8	9	9	9	9	10	12	13	13	13	14	14	13	13	13	10	9	8	7
Houston Pilots K - Shell Crude	3	3	3	3	3	3	5	5	5	5	6	6	6	6	7	7	6	6	6	6	5	3	3	3
	8	7	8	8	8	8	9	9	9	9	10	12	13	13	13	14	14	13	13	12	10	8	8	7
Houston Pilots J - Lynchburg Ferries	3	3	3	3	3	3	3	3	3	5	5	6	6	6	6	7	6	6	6	6	5	3	3	3
	8	7	7	7	8	8	9	9	9	9	10	12	13	13	13	14	14	13	13	12	10	8	8	7
Houston Pilots I - Exxon 3	8	7	8	8	8	8	8	9	8	8	8	8	8	8	8	8	8	8	8	8	7	7	6	6
	10	10	12	12	12	13	13	13	13	13	13	13	14	13	14	15	15	15	14	13	12	10	9	9
Houston Pilots H - Morgans Point	8	7	8	8	8	8	8	8	8	8	8	8	8	8	8	8	8	8	8	7	7	7	6	6
	10	10	12	12	12	13	13	13	13	13	14	14	14	13	14	15	15	14	13	13	12	10	9	9
Houston Pilots G - 75/76	8	8	8	8	9	9	10	10	10	10	10	9	9	8	8	8	8	8	8	7	7	7	7	7
	13	13	13	13	13	14	15	15	15	15	15	15	15	15	14	15	14	13	13	13	12	12	10	10
Houston Pilots F - 63/64	8	8	8	8	9	9	10	10	10	10	10	10	9	8	8	8	7	7	7	7	7	7	7	7
	13	13	13	13	13	14	15	15	15	15	15	15	16	15	14	14	14	13	13	13	12	10	10	10
Houston Pilots E - 51/52	9	8	8	8	9	9	10	10	10	10	10	10	10	9	8	8	7	7	6	7	7	7	7	8
	14	13	13	13	14	14	15	15	15	15	15	15	16	15	14	15	14	13	13	13	12	12	10	10
Houston Pilots D - 37/38	9	9	8	8	9	10	10	10	10	12	10	10	10	9	8	8	8	7	6	6	7	7	7	8
	14	14	14	13	14	15	15	15	15	16	16	16	16	15	15	15	14	13	13	13	12	10	10	10
Houston Pilots C - 25/26	8	8	8	8	9	9	10	10	10	10	10	10	10	10	9	8	8	7	6	6	6	7	7	7
	14	14	14	13	14	14	15	15	15	16	16	16	17	16	15	15	14	13	13	12	12	10	10	10
Houston Pilots B - 11/12	8	8	7	7	8	8	8	8	9	9	10	10	10	9	9	8	8	7	6	6	6	6	6	6
	14	13	14	13	14	14	15	15	15	15	16	16	16	16	15	15	14	13	13	13	12	12	10	10
Houston Pilots A - 1 & 2 Bravo	10	9	10	9	10	10	10	12	12	13	13	13	12	10	10	9	8	8	7	7	7	7	8	8
	15	15	15	15	15	15	16	16	17	17	17	18	17	17	16	16	15	13	13	13	13	12	13	13
	↗	→	→	→	→	↘	↘	↘	↘	↘	↘	↘	↘	↘	↘	↘	↘	↘	↘	↘	→	→	→	→

NOTE: This is automated data that may/may not agree with the official BAM thinking that's found on the daily slides.
This data should be used as a guide only.

Houston Pilots: THU. 9/25/2025

Forecast Discussion

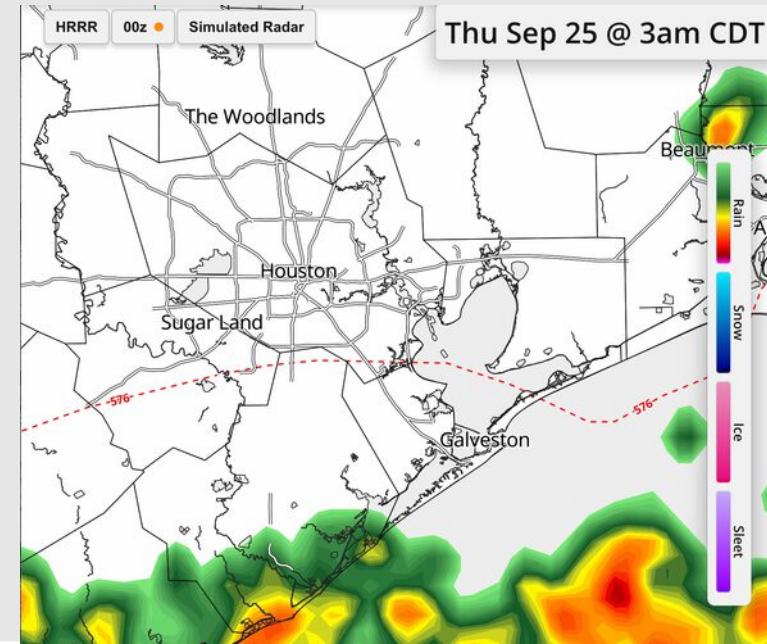
Precip: Scattered showers and storms will trend south of ALL stations. An isolated storm or two can be possible through 7AM. Mostly dry conditions favored the rest of the day.

Wind: Winds will be variable through 6 AM before settling out of the N/NW. **N of Morgan's Point:** Winds will be at 2 – 7 kts. **S of Morgan's Point:** Winds will be at 7 – 12 kts.

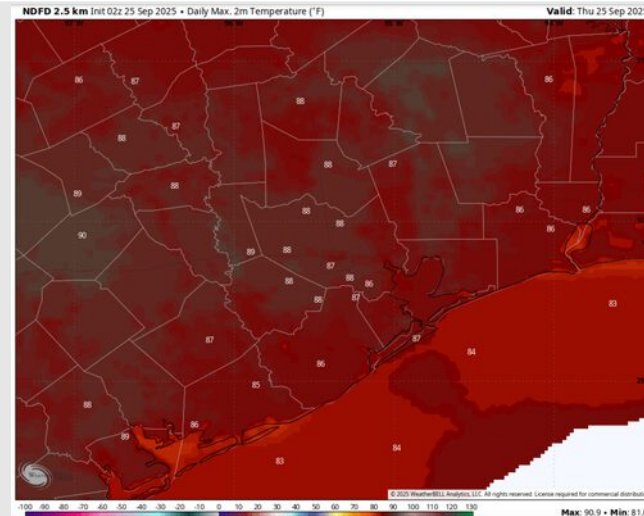
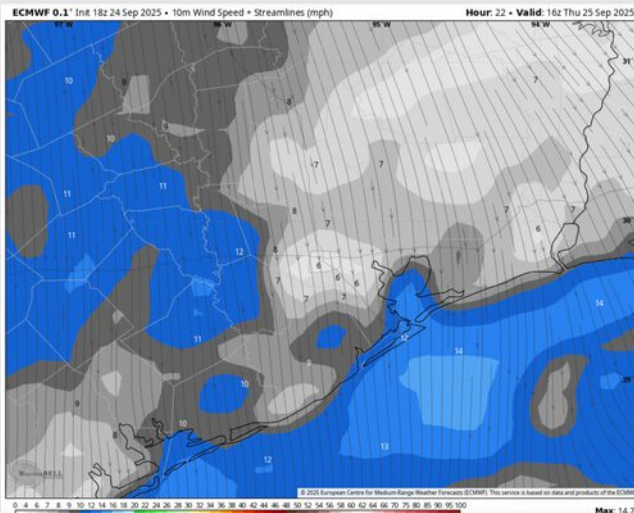
High Temps: **N of Morgan's Point:** Mid 80s F. **S of Morgan's Point:** Mid 80s F.

Visibility: No visibility concerns today.

Precip Image: 3 AM CT



Wind Speed:
11 AM CT



High Temps
Today

Houston Pilots: FRI. 9/26/2025

Forecast Discussion

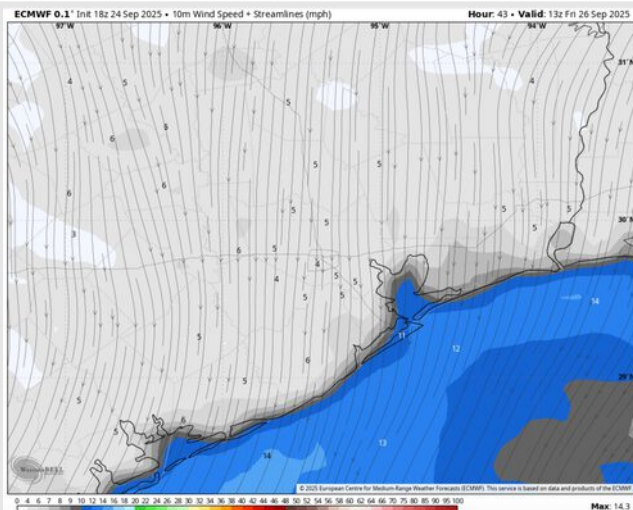
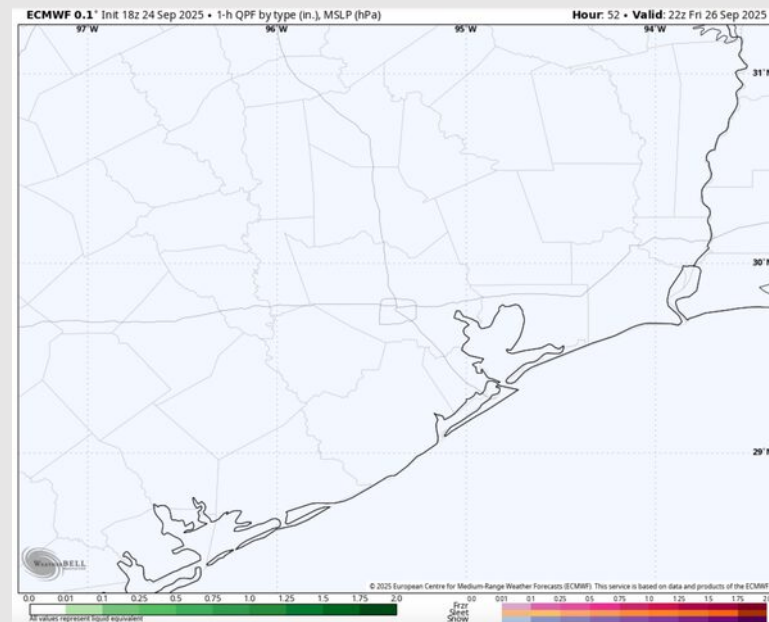
Precip: Dry conditions expected Friday.

Wind: Winds will be out of the N Friday. **N of Morgan's Point:** Winds will be at 1 – 6 kts. **S of Morgan's Point:** Winds will be at 6 – 11 kts.

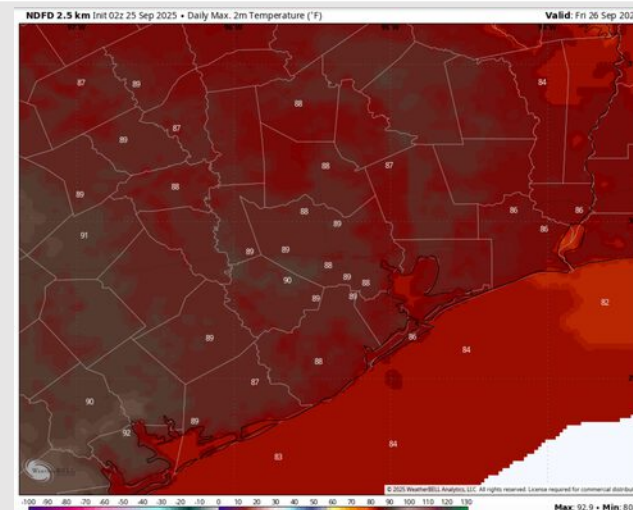
High Temps: **N of Morgan's Point:** Upper 80s F. **S of Morgan's Point:** Mid 80s F.

Visibility: No visibility concerns Friday.

Precip Image: 5 PM CT



Wind Speed:
8 AM CT



High Temps
Friday

Houston Pilots: SAT. 9/27/2025

Forecast Discussion

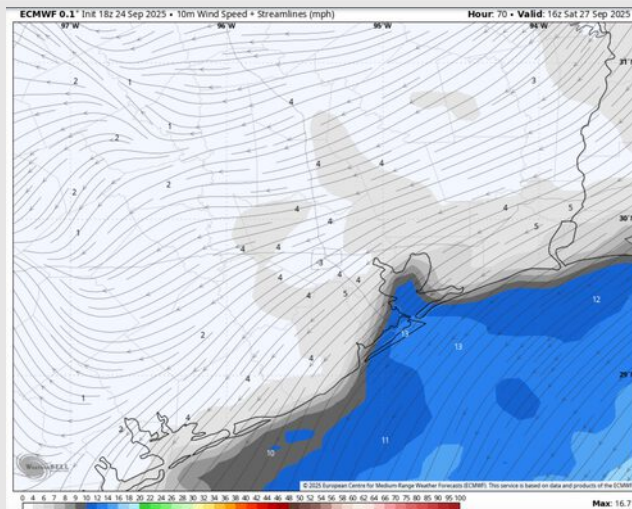
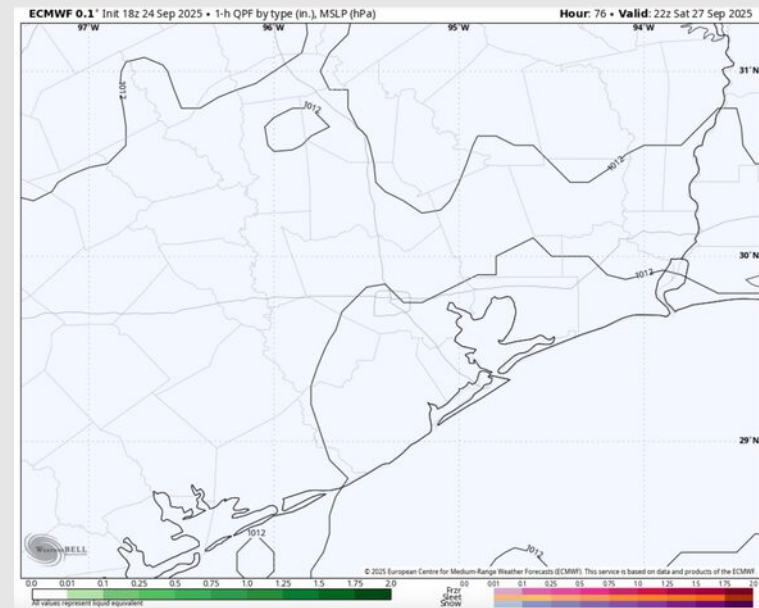
Precip: Dry conditions expected Saturday.

Wind: Winds will be out of the ENE Saturday. **N of Morgan's Point:** Winds will be at 1 – 6 kts. **S of Morgan's Point:** Winds will be at 7 – 12 kts.

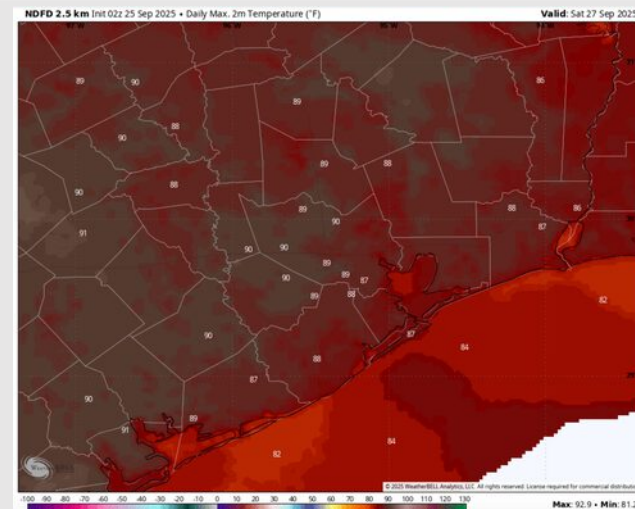
High Temps: **N of Morgan's Point:** High 80s F. **S of Morgan's Point:** Mid 80s F.

Visibility: No visibility concerns Saturday.

Precip Image: 5 PM CT



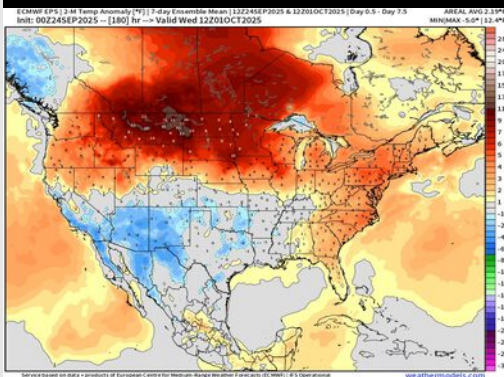
Wind Speed:
11 AM CT



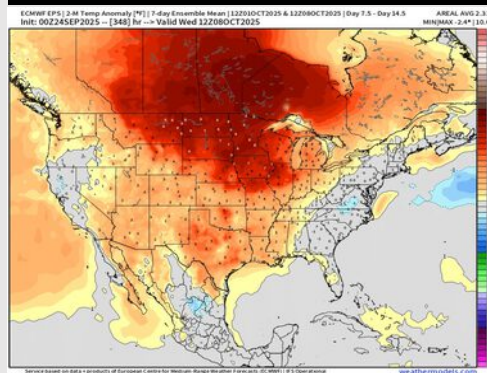
High Temps
Saturday

Houston Pilots: 9/25/25

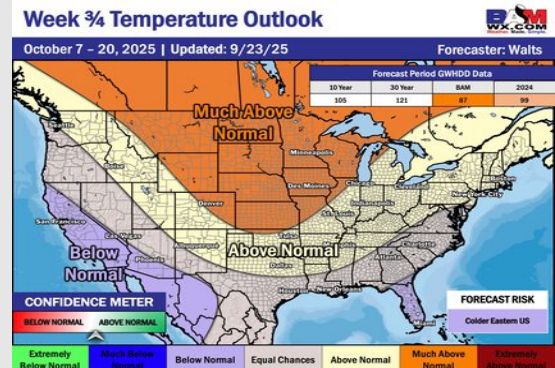
Next 7 Day Temperature Departure



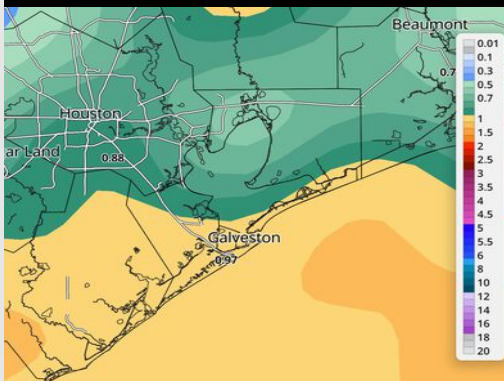
8-14 Day Temperature Departure



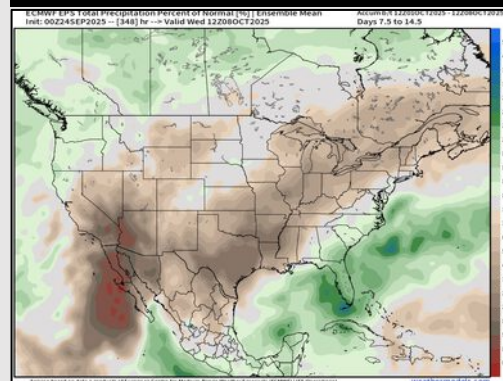
15-30 Day Temperature Departure



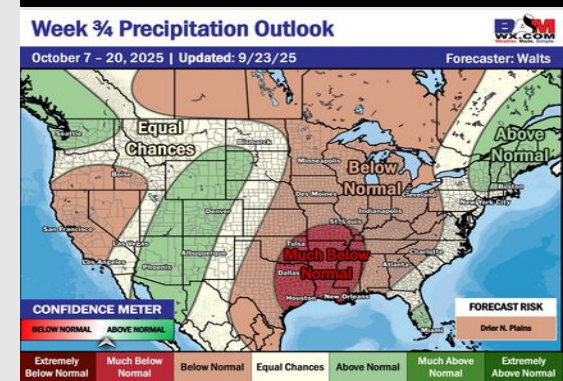
Next 7 Day Total Precipitation



8-14 Day % of Average Precip.



15-30 Day % of Average Precip.



- Temps are expected to be near normal for the next 7 days with scattered storm chances throughout the weekend.
- Above normal temperatures and below normal rain chances are favored for days 8 - 14.
- Near normal temperatures are favored for early to mid October with much below normal rainfall chances.