

Houston Pilots Forecast Package



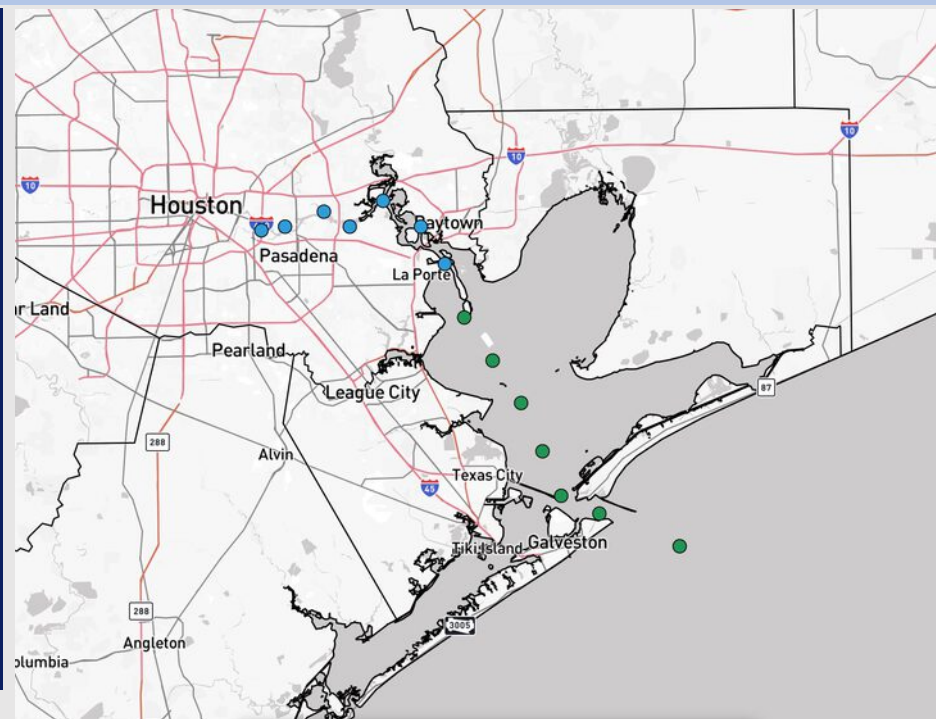
Updated: 9:55 PM CT

Tuesday, September 2, 2025

Forecaster: Sam Lang

Weather Headlines

- Scattered showers and storms possible over the next 24 hours.
- **Risks for lightning, heavy downpours and 20-25+ kts wind gusts possible with any storms today.**
- No tropical activity is favored across the next 7-10 days.



Current Radar: 9:55 PM CT

As always, please do not hesitate to reach out to us with any forecast questions at **(317)-560-8122**. Press **1** for forecast questions.

You can also access real-time forecast updates and 24/7 meteorological chat assistance on your **Clarity** app. Click [here](#) for login assistance.

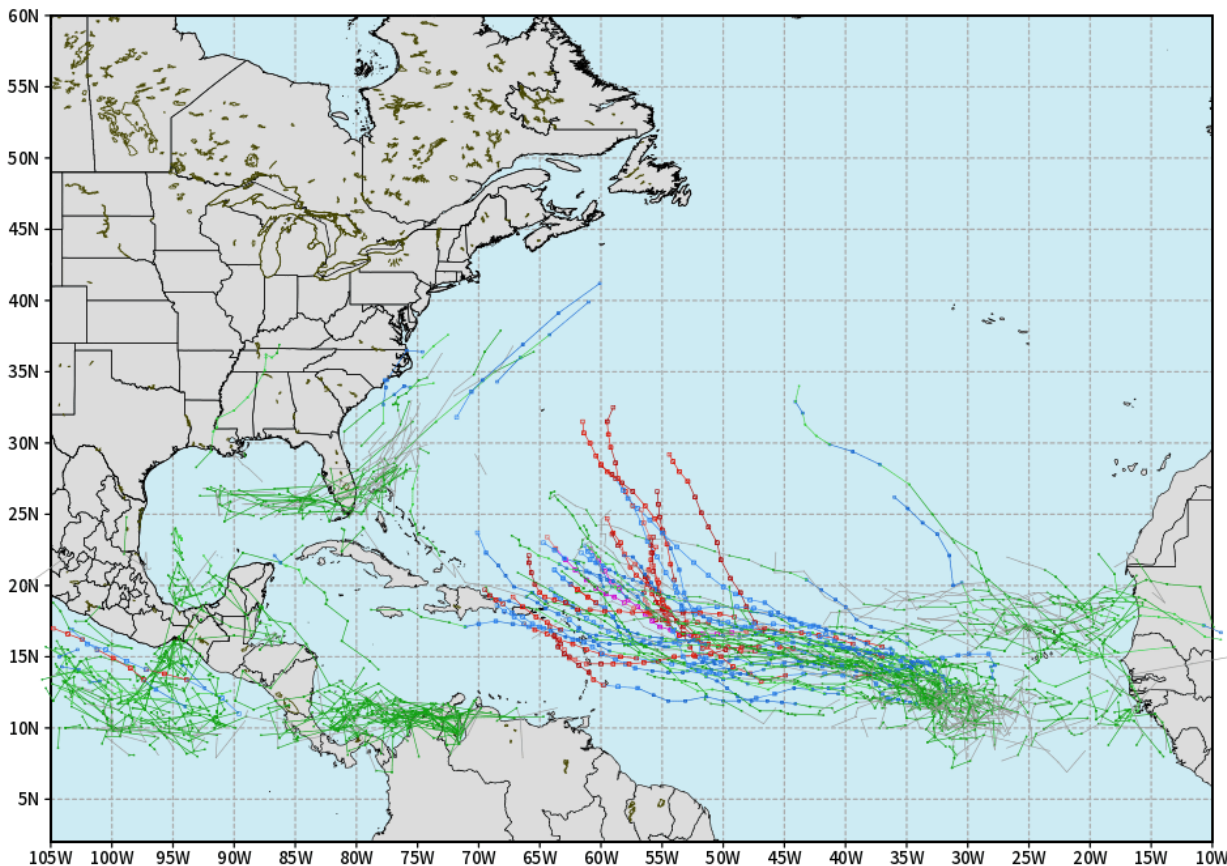


Houston Pilots Tropical Update

10-Day Tropical Outlook

ECMWF ATLANTIC EPS Cyclone Locations --> Next [10-days]
INIT: 12Z02SEP2025 --> UNTIL 12Z12SEP2025

o-o ENSEMBLE MEAN
o-o 1000 - 1010 hPa
o-o 980 - 999 hPa
o-o 960 - 979 hPa
o-o 950 - 959 hPa
o-o < 950 hPa



weathermodels.com

No tropical development favored in the Gulf over the next 7-10 days.

Monitoring an area of potential development in the Atlantic. Current thinking is that this will recurve out to the Atlantic.

We'll need to watch for an uptick in activity from the 15th to the 30th.

Houston Pilots Visibility Chart (miles)



Visibility	Tue 11 pm	Wed 12 am	Wed 1 am	Wed 2 am	Wed 3 am	Wed 4 am	Wed 5 am	Wed 6 am	Wed 7 am	Wed 8 am	Wed 9 am	Wed 10 am	Wed 11 am	Wed 12 pm	Wed 1 pm	Wed 2 pm	Wed 3 pm	Wed 4 pm	Wed 5 pm	Wed 6 pm	Wed 7 pm	Wed 8 pm	Wed 9 pm	Wed 10 pm
Houston Pilots N - 610 Bridge	10	10	10	10	10	10	10	10	10	9	9	10	10	10	10	10	10	10	10	10	10	10	10	10
Houston Pilots M - Kinder 1	10	10	10	10	10	10	10	10	10	9	9	10	10	10	10	10	10	10	10	10	10	10	10	10
Houston Pilots L - Greens Bayou	10	10	10	10	10	10	10	10	10	9	9	10	10	10	10	10	10	10	10	10	10	10	10	10
Houston Pilots K - Shell Crude	10	10	10	10	10	10	10	10	10	9	9	10	10	10	10	10	10	10	10	10	10	10	10	10
Houston Pilots J - Lynchburg Ferries	10	10	10	10	10	10	10	10	10	9	9	10	10	10	10	10	10	10	10	10	10	10	10	10
Houston Pilots I - Exxon 3	10	10	10	10	10	10	10	10	10	9	9	10	10	10	10	10	10	10	10	10	10	10	10	10
Houston Pilots H - Morgans Point	10	10	10	10	10	10	10	10	10	9	9	10	10	10	10	10	10	10	10	10	10	10	10	10
Houston Pilots G - 75/76	10	10	10	10	10	10	10	10	10	10	10	10	10	10	10	10	10	10	10	10	10	10	10	10
Houston Pilots F - 63/64	10	10	10	10	10	10	10	10	10	10	10	10	10	10	10	10	10	10	10	10	10	10	10	10
Houston Pilots E - 51/52	10	10	10	10	10	10	10	10	10	10	10	10	10	10	10	10	10	10	10	10	10	10	10	10
Houston Pilots D - 37/38	10	10	10	10	10	10	10	10	10	10	10	10	10	10	10	10	10	10	10	10	10	10	10	10
Houston Pilots C - 25/26	10	10	10	10	10	10	10	10	10	10	10	10	10	10	10	10	10	10	10	10	10	10	10	10
Houston Pilots B - 11/12	10	10	10	10	10	10	10	10	10	10	10	10	10	10	10	10	10	10	10	10	10	10	10	10
Houston Pilots A - 1 & 2 Bravo	10	10	10	10	10	10	10	10	10	10	10	10	10	10	10	10	10	10	10	10	10	10	10	10

NOTE: This is automated data that may/may not agree with the official BAM thinking that's found on the daily slides or special visibility report slides. This data should be used as a guide only

Houston Pilots Wind Chart



Sustained Wind 10 Knots
Gusts 15 Knots
Wind from the SE



Wind	Tue 11 pm	Wed 12 am	Wed 1 am	Wed 2 am	Wed 3 am	Wed 4 am	Wed 5 am	Wed 6 am	Wed 7 am	Wed 8 am	Wed 9 am	Wed 10 am	Wed 11 am	Wed 12 pm	Wed 1 pm	Wed 2 pm	Wed 3 pm	Wed 4 pm	Wed 5 pm	Wed 6 pm	Wed 7 pm	Wed 8 pm	Wed 9 pm	Wed 10 pm
Houston Pilots N - 610 Bridge	1 5 ↑	1 3 ↑	1 3 ↗	1 3 ↗	1 3 →	1 5 →	2 5 →	2 5 →	2 6 ↘	3 6 ↘	3 7 ↘	3 8 ↘	5 9 ↘	6 10 ↘	6 13 ↘	6 13 ↘	6 13 ↘	5 12 ↘	5 10 ↘	3 9 ↖	3 9 ↖	3 8 ↖	3 7 ↑	3 7 ↑
Houston Pilots M - Kinder 1	1 5 ↑	1 3 ↑	1 3 ↗	1 3 ↗	1 3 →	1 5 →	2 5 →	2 5 →	2 5 ↘	3 6 ↘	3 7 ↘	3 8 ↘	5 9 ↘	6 10 ↘	6 13 ↘	6 13 ↘	6 13 ↘	5 12 ↘	5 10 ↘	3 9 ↖	3 9 ↖	3 8 ↖	3 7 ↑	3 7 ↑
Houston Pilots L - Greens Bayou	1 5 ↑	1 3 ↑	1 3 ↗	1 3 ↗	1 3 →	1 5 →	2 5 →	2 5 →	2 5 ↘	3 6 ↘	3 6 ↘	3 7 ↘	5 9 ↘	6 10 ↘	6 12 ↘	6 13 ↘	5 12 ↘	5 10 ↘	5 10 ↘	3 9 ↖	3 8 ↖	3 8 ↖	3 7 ↑	3 7 ↑
Houston Pilots K - Shell Crude	1 5 ↑	1 3 ↑	1 3 ↗	1 3 ↗	1 3 →	1 5 →	2 5 →	2 5 →	2 5 ↘	3 6 ↘	3 6 ↘	3 7 ↘	5 9 ↘	5 9 ↘	6 12 ↘	6 12 ↘	5 12 ↘	5 10 ↘	5 10 ↘	5 9 ↖	3 8 ↖	3 8 ↖	3 7 ↑	3 7 ↑
Houston Pilots J - Lynchburg Ferries	1 5 ↑	1 3 ↑	1 3 ↗	1 2 ↗	1 3 →	1 3 →	1 5 →	1 5 →	2 5 ↘	2 6 ↘	3 6 ↘	3 7 ↘	3 9 ↘	5 10 ↘	5 12 ↘	6 12 ↘	5 12 ↘	5 10 ↘	3 9 ↖	3 8 ↖	3 8 ↖	3 7 ↑	3 7 ↑	2 7 ↑
Houston Pilots I - Exxon 3	3 7 ↑	3 6 ↑	3 5 ↑	3 5 ↑	3 5 ↗	3 6 ↗	5 7 ↗	5 7 ↗	6 8 ↘	6 8 ↘	6 8 ↘	6 9 ↘	6 10 ↘	6 10 ↘	6 12 ↘	7 13 ↘	6 13 ↘	6 12 ↘	6 10 ↘	6 10 ↖	6 9 ↖	6 9 ↖	6 9 ↖	6 9 ↑
Houston Pilots H - Morgans Point	3 7 ↑	3 6 ↑	3 5 ↑	3 5 ↑	3 5 ↗	3 6 ↗	5 7 ↗	5 7 ↗	6 8 ↘	6 8 ↘	6 9 ↘	6 9 ↘	6 10 ↘	6 10 ↘	6 12 ↘	6 13 ↘	6 12 ↘	6 12 ↘	6 10 ↘	6 9 ↖	6 9 ↖	6 9 ↖	6 10 ↖	6 9 ↑
Houston Pilots G - 75/76	6 7 ↑	5 7 ↑	3 6 ↑	3 6 ↑	3 6 ↑	5 6 ↗	6 7 ↗	6 8 ↗	6 9 ↘	7 10 ↘	7 10 ↘	6 10 ↘	6 10 ↘	6 10 ↘	6 10 ↘	6 12 ↘	6 10 ↘	6 10 ↘	6 10 ↘	6 10 ↖	6 10 ↖	7 10 ↖	7 10 ↖	7 9 ↑
Houston Pilots F - 63/64	6 7 ↑	5 7 ↑	3 6 ↑	3 6 ↑	3 6 ↑	5 6 ↗	6 7 ↗	6 8 ↗	6 9 ↘	7 10 ↘	7 10 ↘	7 10 ↘	6 12 ↘	6 10 ↘	5 10 ↘	5 10 ↘	5 10 ↘	5 10 ↘	6 9 ↖	6 9 ↖	6 9 ↖	7 10 ↖	7 10 ↖	7 9 ↑
Houston Pilots E - 51/52	6 ↖	5 ↖	3 ↖	3 ↖	3 ↖	5 ↖	5 ↖	6 ↖	6 ↖	7 ↖	7 ↖	7 ↖	7 ↖	6 ↖	5 ↖	5 ↖	3 ↖	3 ↖	8 ↖	8 ↖	9 ↖	10 ↖	10 ↖	9 ↖
Houston Pilots D - 37/38	6 ↖	5 ↖	3 ↖	3 ↖	3 ↖	5 ↖	5 ↖	6 ↖	6 ↖	7 ↖	7 ↖	7 ↖	7 ↖	6 ↖	5 ↖	5 ↖	3 ↖	3 ↖	8 ↖	8 ↖	9 ↖	10 ↖	10 ↖	9 ↖
Houston Pilots C - 25/26	6 ↖	5 ↖	3 ↖	3 ↖	3 ↖	5 ↖	5 ↖	6 ↖	6 ↖	7 ↖	7 ↖	7 ↖	7 ↖	6 ↖	5 ↖	5 ↖	3 ↖	3 ↖	8 ↖	8 ↖	9 ↖	10 ↖	10 ↖	9 ↖
Houston Pilots B - 11/12	5 ↖	3 ↖	3 ↖	3 ↖	3 ↖	5 ↖	5 ↖	6 ↖	5 ↖	6 ↖	6 ↖	6 ↖	7 ↖	6 ↖	5 ↖	5 ↖	3 ↖	3 ↖	8 ↖	8 ↖	9 ↖	10 ↖	10 ↖	9 ↖
Houston Pilots A - 1 & 2 Bravo	6 ↖	5 ↖	5 ↖	5 ↖	3 ↖	3 ↖	5 ↖	5 ↖	6 ↖	6 ↖	6 ↖	7 ↖	7 ↖	6 ↖	5 ↖	3 ↖	3 ↖	3 ↖	8 ↖	7 ↖	8 ↖	10 ↖	10 ↖	9 ↖

NOTE: This is automated data that may/may not agree with the official BAM thinking that's found on the daily slides.
This data should be used as a guide only.

Houston Pilots: WED. 9/3/2025

Forecast Discussion

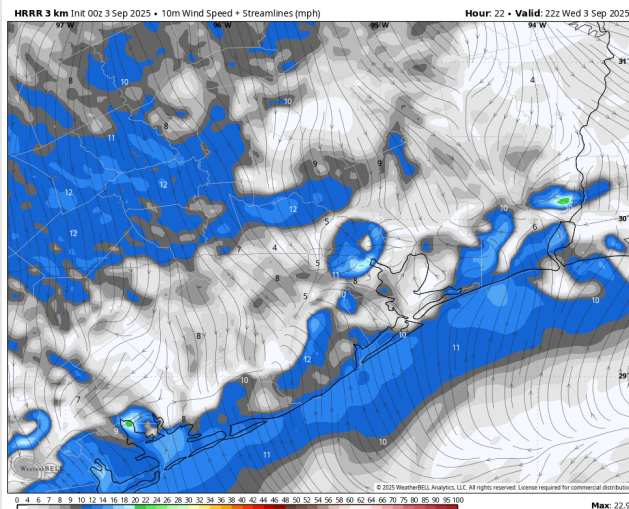
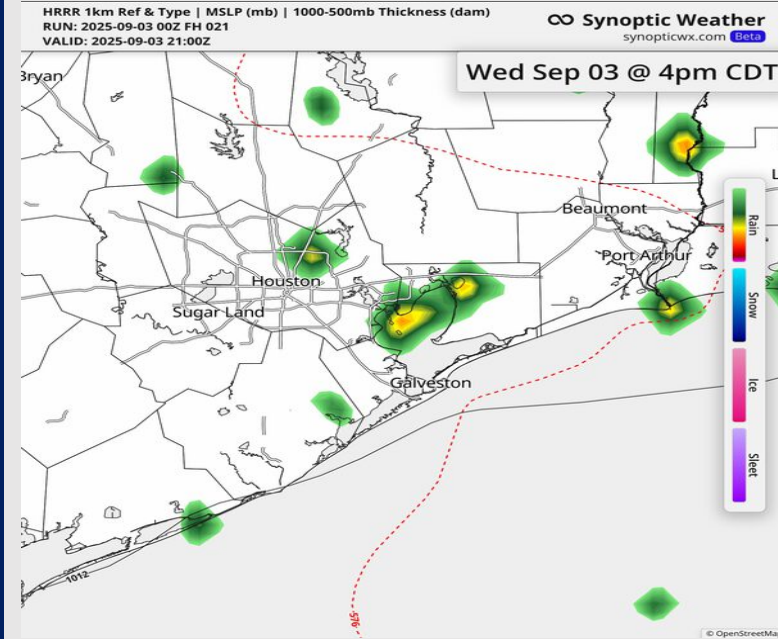
Precip: Isolated showers in play for S of all Stations between 12AM – 5 AM. Scattered showers/storms in play for all Stations from 3 PM – 9 PM. **Lightning, heavy downpours, and brief 20 kt winds will be possible within storms.**

Wind: Winds will be out of the NNW before becoming variable at 2PM. **N of Morgan's Point:** Winds will be at 3 – 8 kts. **S of Morgan's Point:** Winds will be at 5 – 10 kts.

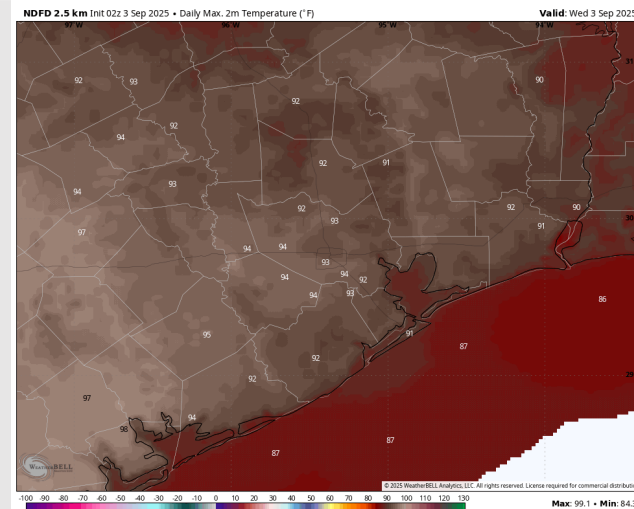
High Temps: **N of Morgan's Point:** Low 90s F. **S of Morgan's Point:** Near 90 F.

Visibility: No fog concerns, however, visibilities can be reduced under heavier downpours.

Precip Image: 4 PM CT



Wind Speed:
5 PM CT



High Temps
Today

Houston Pilots: THU. 9/4/2025

Forecast Discussion

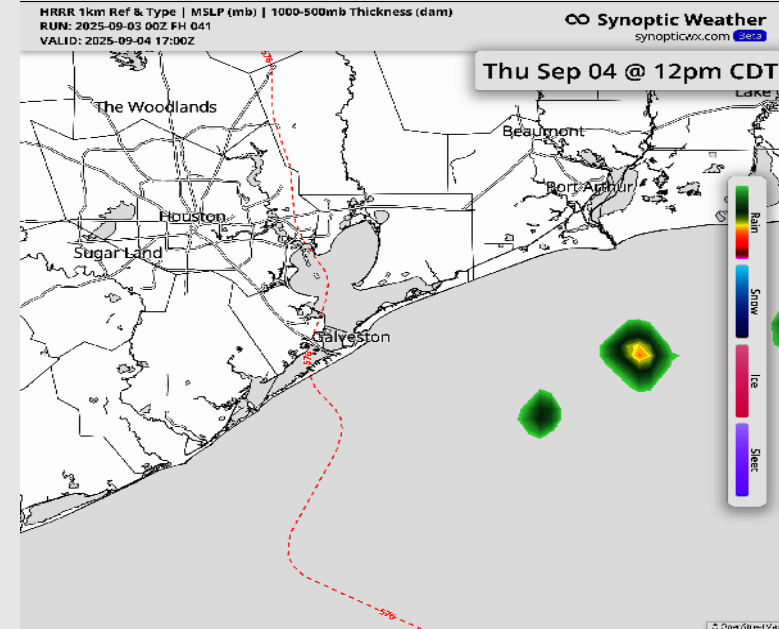
Precip: Isolated showers in play S of all Stations between 7AM – 3 PM, however, dry conditions are favored throughout the day.

Wind: Winds will be generally out of the W/SW throughout the day. **N of Morgan's Point:** Winds will be at 2 – 7 kts. **S of Morgan's Point:** Winds will be at 4 – 9 kts.

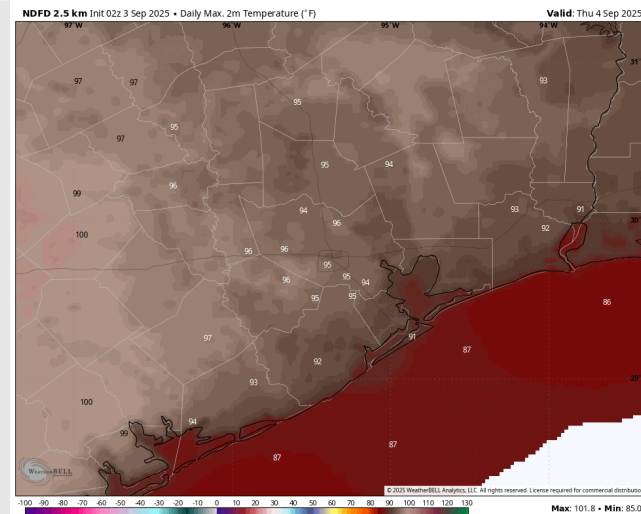
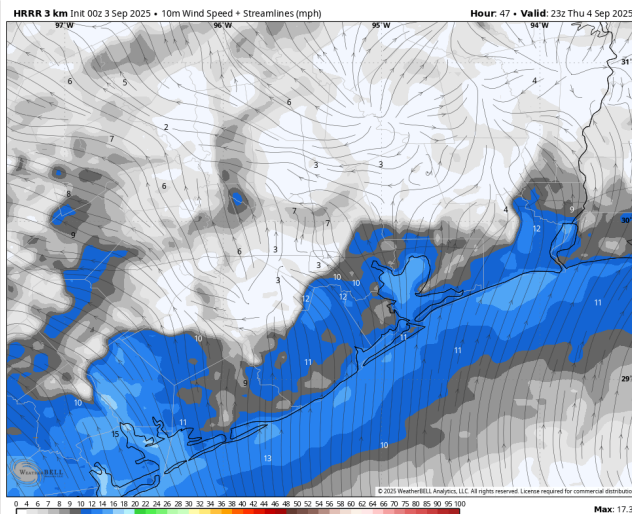
High Temps: **N of Morgan's Point:** Mid 90s F. **S of Morgan's Point:** Low 90s F.

Visibility: No visibility concerns for Thursday.

Precip Image: 12 PM CT



Wind Speed:
6 PM CT



High Temps
Thursday

Houston Pilots: FRI. 9/5/2025

Forecast Discussion

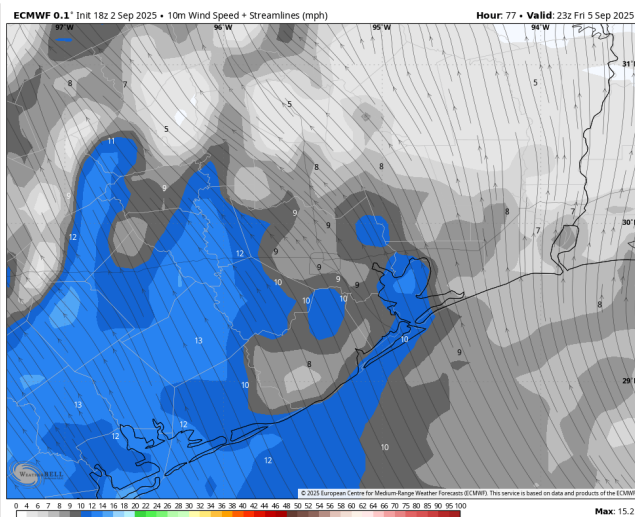
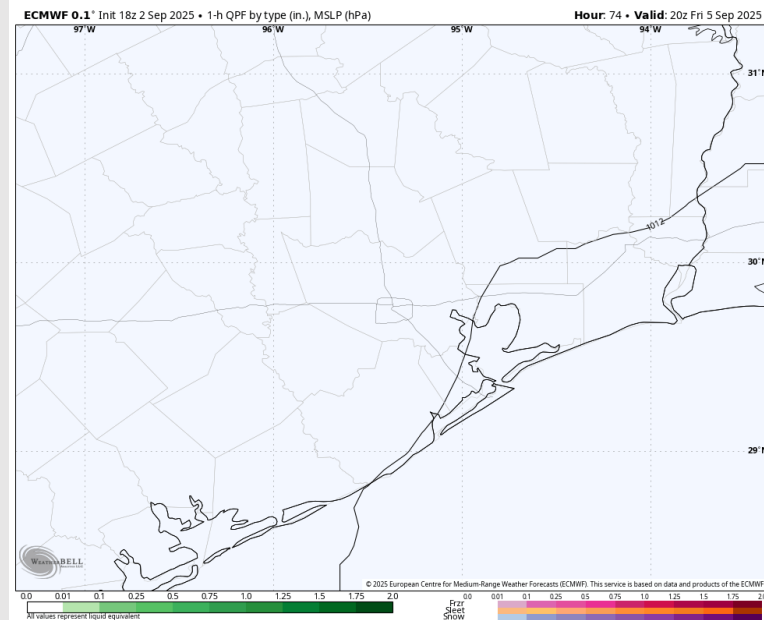
Precip: Dry conditions favored on Friday.

Wind: Winds will be generally out of the SW before transitioning to out of the S at 3PM. **N of Morgan's Point:** Winds will be at 2 – 7 kts. **S of Morgan's Point:** Winds will be at to 3 – 8 kts.

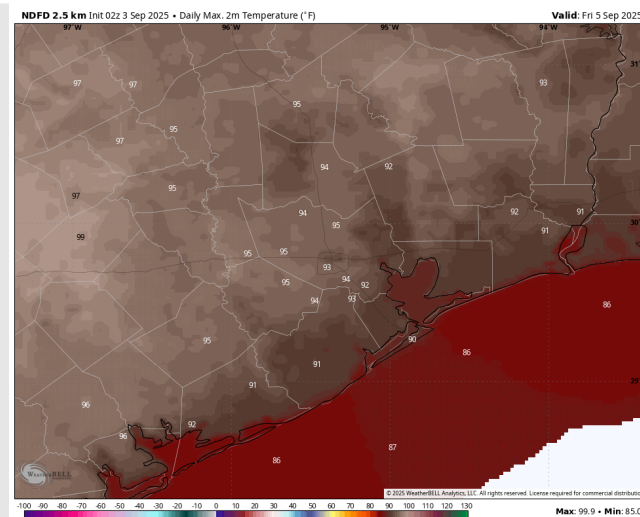
High Temps: **N of Morgan's Point:** Low 90s F. **S of Morgan's Point:** Near 90 F.

Visibility: No visibility concerns Friday.

Precip Image: 3 PM CT



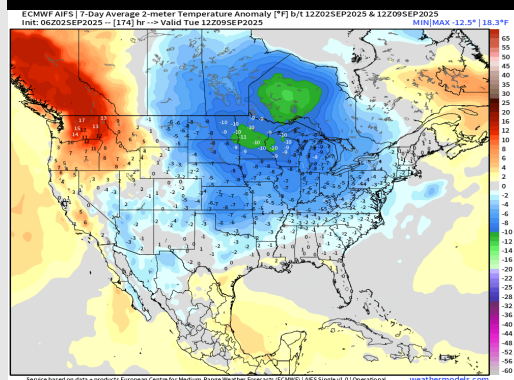
Wind Speed:
6 PM CT



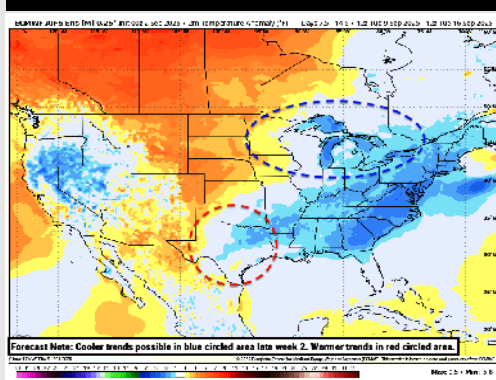
High Temps
Friday

Houston Pilots: 9/3/25

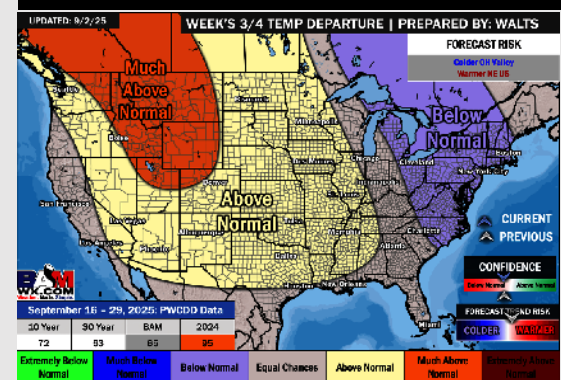
Next 7 Day Temperature Departure



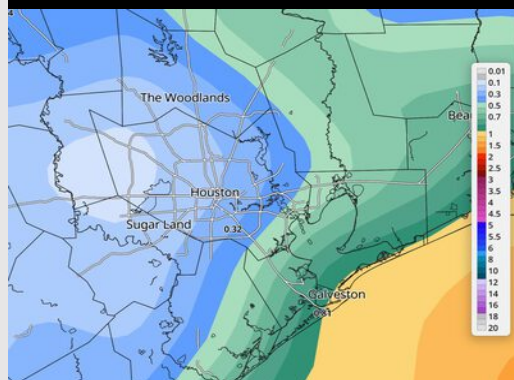
8-14 Day Temperature Departure



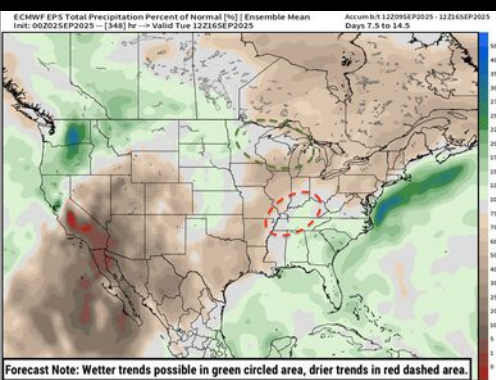
15-30 Day Temperature Departure



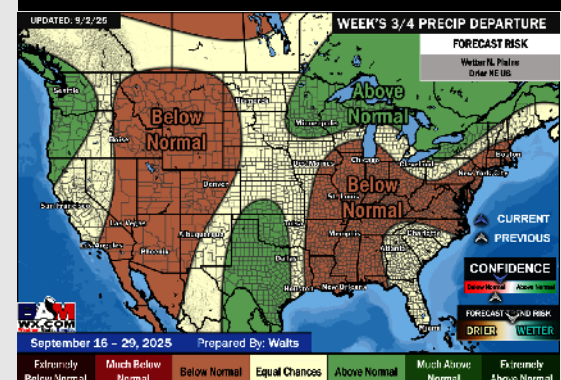
Next 7 Day Total Precipitation



8-14 Day % of Average Precip.



15-30 Day % of Average Precip.



- Temps are expected to be near normal for the next 7 days with scattered rain chances bringing a few downpours through the start of the week.
- Near normal temperatures and below normal rain chances are favored for days 8 – 14.
- Near normal temperatures are favored for mid to late September with near normal rainfall chances.