



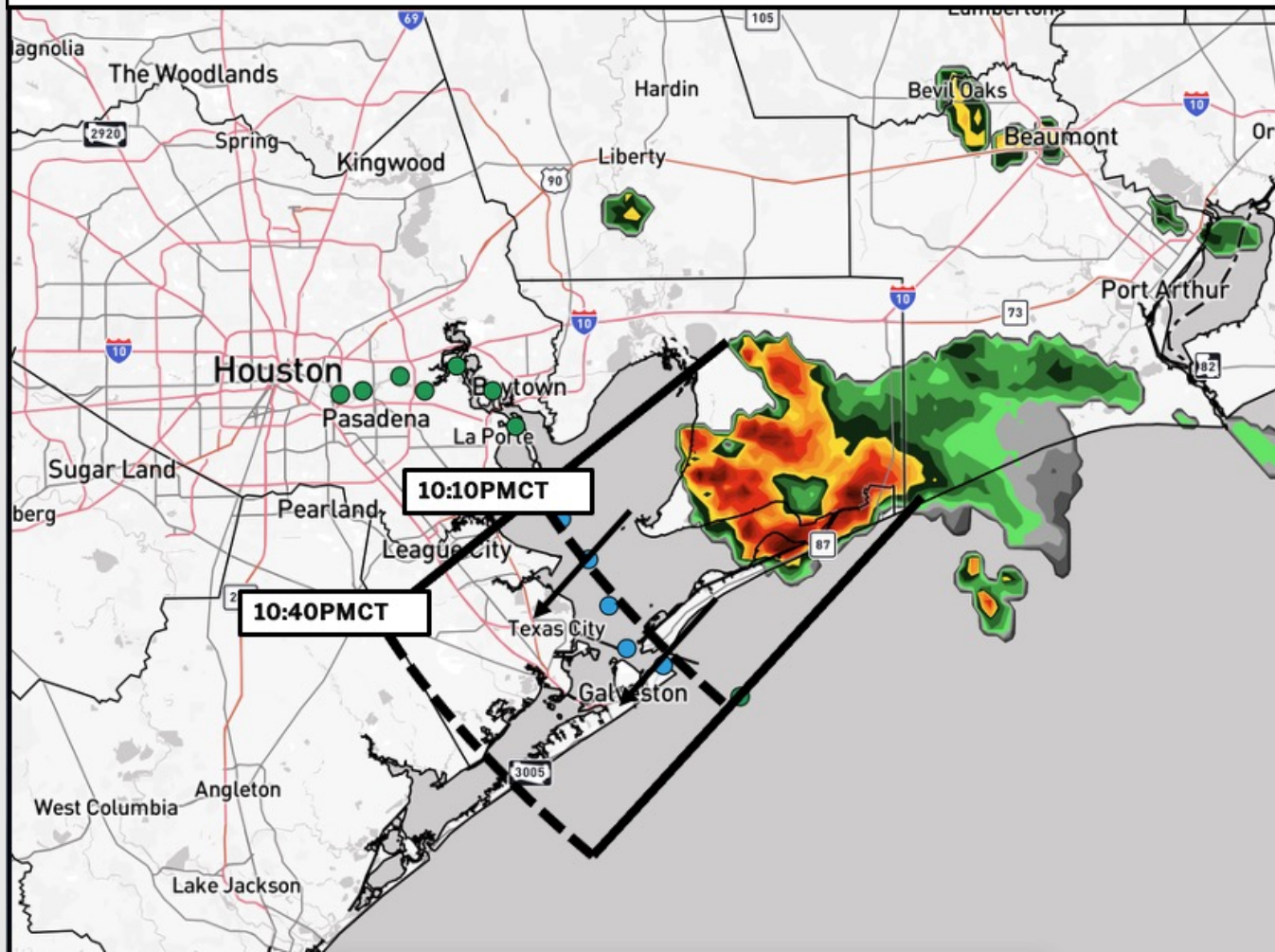
ETA of Strong Storm

Current: 9:40 PM CT 9/17/25

Forecaster: Lang



- ✓ Timing of strong storm as it moves SW through the area through 11PM.
- ✓ Wind gusts of 40+ kts in play. Heavy downpours may reduce visibility.



Houston Pilots Forecast Package



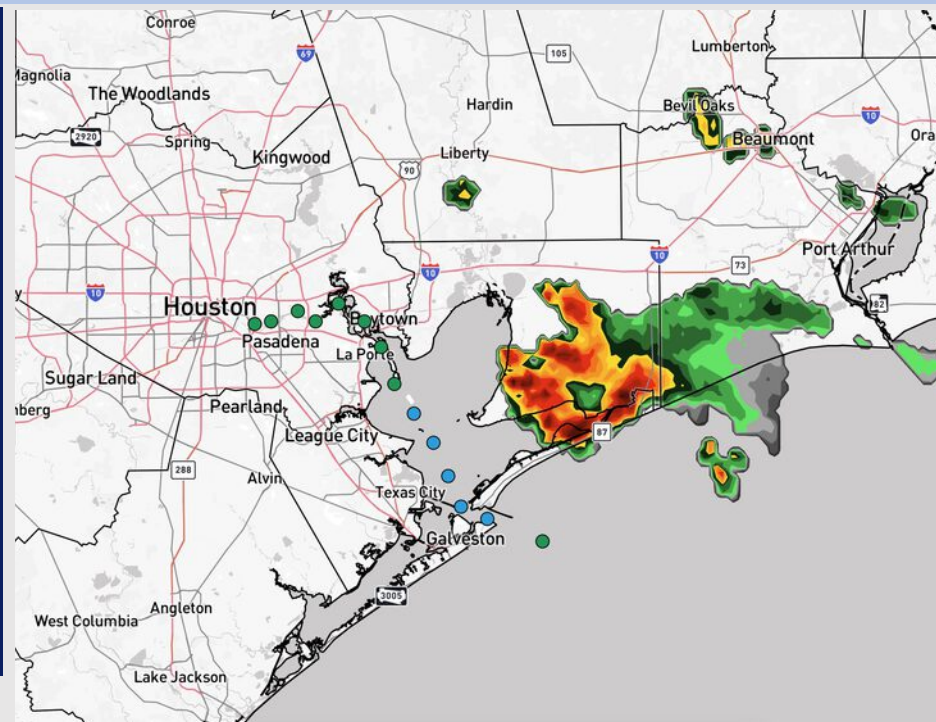
Updated: 9:30 PM CT

Wednesday, September 17, 2025

Forecaster: Sam Lang

Weather Headlines

- Scattered showers/storms in play today. Lightning will be a risk.
- Mostly dry conditions favored to end the week.
- No tropical activity is favored the next 7-10 days.



Current Radar: 9:45 PM CT

As always, please do not hesitate to reach out to us with any forecast questions at **(317)-560-8122**. Press **1** for forecast questions.

You can also access real-time forecast updates and 24/7 meteorological chat assistance on your **Clarity** app. Click [here](#) for login assistance.

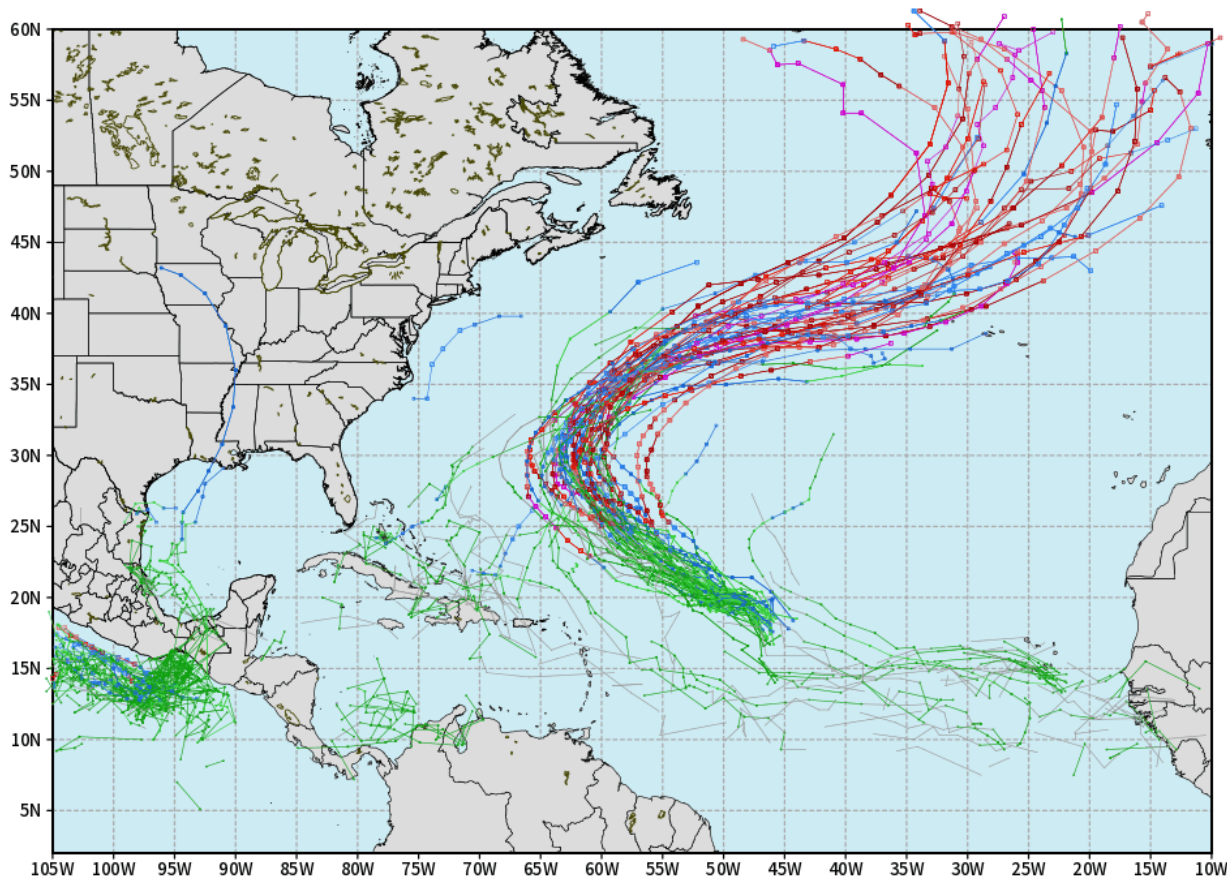


Houston Pilots Tropical Update

10-Day Tropical Outlook

ECMWF ATLANTIC EPS Cyclone Locations --> Next [10-days]
INIT: 12Z17SEP2025 --> UNTIL 12Z27SEP2025

o-o ENSEMBLE MEAN
o-o 1000 - 1010 hPa
o-o 980 - 999 hPa
o-o 960 - 979 hPa
o-o 950 - 959 hPa
o-o < 950 hPa



weathermodels.com

No tropical development favored in the Gulf over the next 7-10 days.

Tropical Storm Gabrielle has formed in the Atlantic and is favored to stay out in the Atlantic.

Additional waves behind Gabrielle are also currently favored to stay off the US East Coast.

Houston Pilots Visibility Chart (miles)



Visibility	Wed 11 pm	Thu 12 am	Thu 1 am	Thu 2 am	Thu 3 am	Thu 4 am	Thu 5 am	Thu 6 am	Thu 7 am	Thu 8 am	Thu 9 am	Thu 10 am	Thu 11 am	Thu 12 pm	Thu 1 pm	Thu 2 pm	Thu 3 pm	Thu 4 pm	Thu 5 pm	Thu 6 pm	Thu 7 pm	Thu 8 pm	Thu 9 pm	Thu 10 pm
Houston Pilots N - 610 Bridge	10	10	10	10	10	10	10	10	10	7.9	6.9	10	10	10	10	10	10	10	10	10	10	10	10	10
Houston Pilots M - Kinder 1	10	10	10	10	10	10	10	10	10	7.9	6.9	10	10	10	10	10	10	10	10	10	10	10	10	10
Houston Pilots L - Greens Bayou	10	10	10	10	10	10	10	10	10	7.9	6.9	10	10	10	10	10	10	10	10	10	10	10	10	10
Houston Pilots K - Shell Crude	10	10	10	10	10	10	10	10	10	7.9	6.9	10	10	10	10	10	10	10	10	10	10	10	10	10
Houston Pilots J - Lynchburg Ferries	10	10	10	10	10	10	10	10	10	7.9	6.9	10	10	10	10	10	10	10	10	10	10	10	10	10
Houston Pilots I - Exxon 3	10	10	10	10	10	10	10	10	10	7.9	6.9	10	10	10	10	10	10	10	10	10	10	10	10	10
Houston Pilots H - Morgans Point	10	10	10	10	10	10	10	10	10	9	6.9	10	10	10	10	10	10	10	10	10	10	10	10	10
Houston Pilots G - 75/76	10	10	10	10	10	10	10	10	10	9	6.9	10	10	10	10	10	10	10	10	10	10	10	10	10
Houston Pilots F - 63/64	10	10	10	10	10	10	10	10	10	9	6.9	10	10	10	10	10	10	10	10	10	10	10	10	10
Houston Pilots E - 51/52	10	10	10	10	10	10	10	10	10	10	7.9	10	10	10	10	10	10	10	10	10	10	10	10	10
Houston Pilots D - 37/38	10	10	10	10	10	10	10	10	10	10	7.9	10	10	10	10	10	10	10	10	10	10	10	10	10
Houston Pilots C - 25/26	10	10	10	10	10	10	10	10	10	10	7.9	10	10	10	10	10	10	10	10	10	10	10	10	10
Houston Pilots B - 11/12	10	10	10	10	10	10	10	10	10	10	7.9	10	10	10	10	10	10	10	10	10	10	10	10	10
Houston Pilots A - 1 & 2 Bravo	10	10	10	10	10	10	10	10	10	10	10	10	10	10	10	10	10	10	10	10	10	10	10	10

NOTE: This is automated data that may/may not agree with the official BAM thinking that's found on the daily slides or special visibility report slides. This data should be used as a guide only

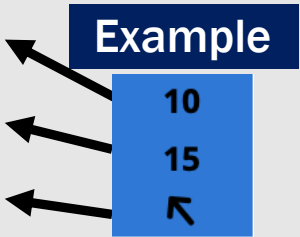
Houston Pilots Wind Chart



Sustained Wind 10 Knots

Gusts 15 Knots

Wind from the SE



Wind	Wed 11 pm	Thu 12 am	Thu 1 am	Thu 2 am	Thu 3 am	Thu 4 am	Thu 5 am	Thu 6 am	Thu 7 am	Thu 8 am	Thu 9 am	Thu 10 am	Thu 11 am	Thu 12 pm	Thu 1 pm	Thu 2 pm	Thu 3 pm	Thu 4 pm	Thu 5 pm	Thu 6 pm	Thu 7 pm	Thu 8 pm	Thu 9 pm	Thu 10 pm
Houston Pilots N - 610 Bridge	3	3	3	3	2	1	1	1	1	1	1	1	2	3	5	6	6	6	6	7	8	8	6	6
	8	7	7	7	6	5	5	3	3	3	3	5	7	7	9	10	12	13	14	14	14	15	13	10
	↑	↑	↑	↑	↗	↗	→	→	↓	↓	↓	↓	↓	↙	↙	↙	↙	↙	↙	↙	↙	↙	↙	
Houston Pilots M - Kinder 1	3	3	3	3	2	1	1	1	1	1	1	1	2	3	5	6	6	6	7	7	8	8	6	5
	8	7	7	7	6	5	5	3	3	3	3	5	7	7	9	10	12	13	14	14	14	14	13	10
	↑	↑	↑	↑	↗	↗	→	→	↓	↓	↓	↓	↓	↙	↙	↙	↙	↙	↙	↙	↙	↙	↙	
Houston Pilots L - Greens Bayou	3	3	3	3	2	1	1	1	1	1	1	1	2	3	5	6	6	6	7	7	8	7	6	5
	8	7	7	6	6	5	5	3	3	3	3	5	6	7	9	10	12	13	14	13	14	14	13	9
	↑	↑	↑	↑	↗	↗	→	→	↓	↓	↓	↓	↓	↙	↙	↙	↙	↙	↙	↙	↙	↙	↙	
Houston Pilots K - Shell Crude	3	3	3	2	2	1	1	1	1	1	1	1	2	3	5	6	6	6	7	7	8	7	6	5
	8	7	7	6	6	5	3	3	3	3	3	5	6	7	9	10	12	13	14	13	14	14	13	9
	↑	↑	↑	↑	↗	↗	→	→	↓	↓	↓	↓	↓	↙	↙	↙	↙	↙	↙	↙	↙	↙	↙	
Houston Pilots J - Lynchburg Ferries	3	3	2	2	1	1	1	1	1	1	1	1	2	3	3	5	6	6	6	7	7	7	6	5
	8	7	7	6	5	5	3	3	3	3	3	3	6	7	9	10	10	13	13	13	13	14	13	9
	↑	↑	↑	↑	↑	↑	→	↓	↓	↓	↓	↓	↓	↙	↙	↙	↙	↙	↙	↙	↙	↙	↙	
Houston Pilots I - Exxon 3	8	7	6	6	5	5	3	3	3	3	3	3	3	5	6	7	8	8	9	10	10	10	10	8
	12	10	9	8	7	7	7	6	6	6	6	6	7	8	10	12	13	14	15	15	15	16	14	12
	↑	↑	↑	↑	↑	↑	↑	→	↙	↙	↙	↙	↙	↙	↙	↙	↙	↙	↙	↙	↙	↙	↙	
Houston Pilots H - Morgans Point	8	7	6	6	5	5	3	3	3	3	3	3	5	5	6	7	8	8	10	10	10	10	10	8
	10	10	9	8	7	7	7	6	6	6	6	6	7	8	10	13	13	14	15	15	15	16	14	13
	↑	↑	↑	↑	↑	↑	→	↓	↓	↓	↓	↓	↙	↙	↙	↙	↙	↙	↙	↙	↙	↙	↙	
Houston Pilots G - 75/76	8	8	7	7	6	6	5	5	3	3	3	5	5	5	6	6	8	8	10	10	10	10	10	9
	12	12	10	9	8	7	7	7	7	7	7	8	8	9	10	12	13	14	15	16	16	16	15	14
	↑	↑	↑	↑	↑	↑	↑	→	↓	↓	↓	↙	↙	↙	↙	↙	↙	↙	↙	↙	↙	↙	↙	
Houston Pilots F - 63/64	8	8	7	7	6	6	5	5	3	3	3	5	6	5	6	6	7	8	9	10	10	10	10	9
	12	10	10	9	8	7	7	7	7	7	7	8	8	9	10	12	13	14	15	16	16	16	15	14
	↑	↑	↑	↑	↑	↑	↑	→	↓	↓	↓	↙	↙	↙	↙	↙	↙	↙	↙	↙	↙	↙	↙	
Houston Pilots E - 51/52	8	8	7	7	6	6	6	5	3	3	3	5	6	6	6	7	7	8	9	10	10	10	10	9
	12	12	10	9	8	8	7	7	7	7	7	8	9	9	12	13	13	14	15	16	16	16	15	14
	↑	↑	↑	↑	↑	↑	↑	↑	→	↓	↓	↙	↙	↙	↙	↙	↙	↙	↙	↙	↙	↙	↙	
Houston Pilots D - 37/38	8	8	8	7	6	6	6	5	3	3	5	5	6	6	6	7	8	8	9	10	10	10	10	10
	12	12	10	10	9	8	7	7	7	7	7	8	9	9	12	13	13	14	15	16	16	16	15	14
	↑	↑	↑	↑	↑	↑	↑	↑	↑	↑	↑	↑	↑	↑	↑	↑	↑	↑	↑	↑	↑	↑	↑	
Houston Pilots C - 25/26	8	8	7	7	6	6	6	5	3	3	5	5	6	6	6	7	8	8	9	9	10	10	10	9
	12	10	10	10	9	8	8	7	7	7	7	8	9	10	12	13	13	14	15	15	16	16	15	14
	↑	↑	↑	↑	↑	↑	↑	↑	↑	↑	↑	↑	↑	↑	↑	↑	↑	↑	↑	↑	↑	↑	↑	
Houston Pilots B - 11/12	7	6	6	6	6	5	5	3	3	3	3	5	6	6	6	7	8	8	8	9	9	9	8	8
	12	10	10	10	9	8	8	7	7	7	8	8	9	10	12	13	14	14	15	15	16	16	14	14
	↑	↑	↑	↑	↑	↑	↑	↑	↑	↑	↑	↑	↑	↑	↑	↑	↑	↑	↑	↑	↑	↑	↑	
Houston Pilots A - 1 & 2 Bravo	8	8	8	8	7	6	6	6	5	5	5	6	6	6	7	8	8	8	9	9	10	10	10	10
	13	12	12	12	10	9	9	8	7	7	8	9	10	10	13	14	14	14	15	16	16	16	15	15
	↑	↑	↑	↑	↑	↑	↑	↑	↑	↑	↑	↑	↑	↑	↑	↑	↑	↑	↑	↑	↑	↑	↑	

NOTE: This is automated data that may/may not agree with the official BAM thinking that's found on the daily slides. This data should be used as a guide only.

Houston Pilots: THU. 9/18/2025

Forecast Discussion

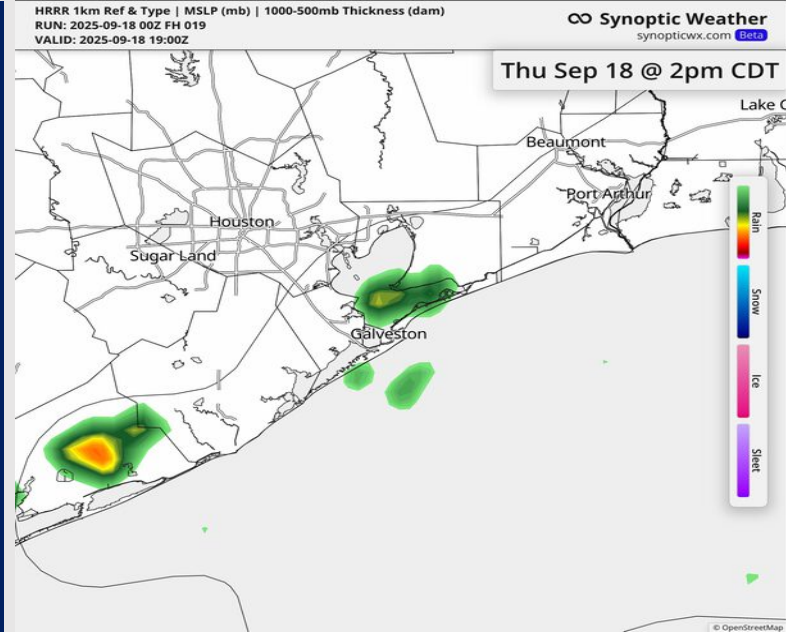
Precip: Hit/miss showers possible S of all Stations from 7AM – 12PM. Scattered showers and storms in play for all Stations between 2 – 9 PM. Lightning will be in play.

Wind: Winds will be variable before shifting to out of the ESE by 3PM. **N of Morgan's Point:** Winds will be at 3 – 8 kts. **S of Morgan's Point:** Winds will be at 5 – 10 kts.

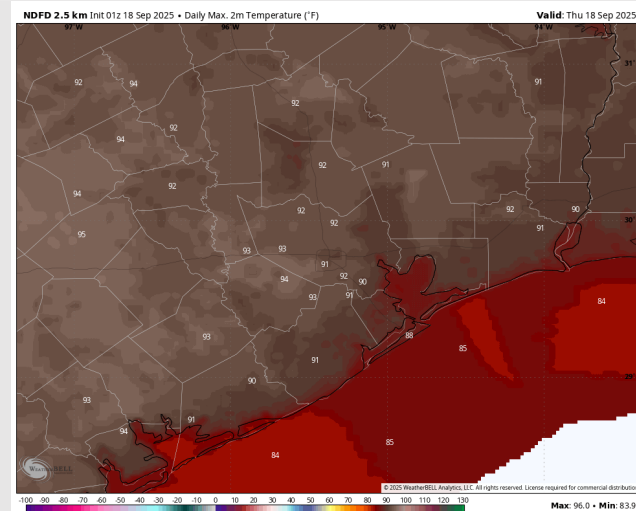
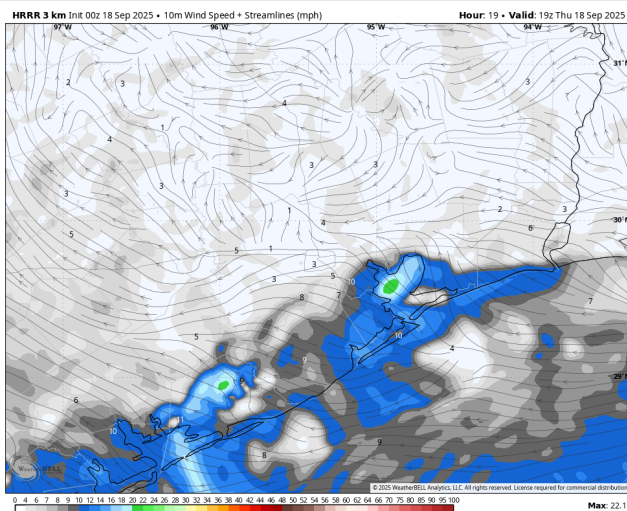
High Temps: **N of Morgan's Point:** Low 90s F. **S of Morgan's Point:** Upper 80s F.

Visibility: No fog concerns today, however, visibilities may be reduced under a heavier downpour.

Precip Image: 2 PM CT



Wind Speed:
2 PM CT



High Temps
Today

Houston Pilots: FRI. 9/19/2025

Forecast Discussion

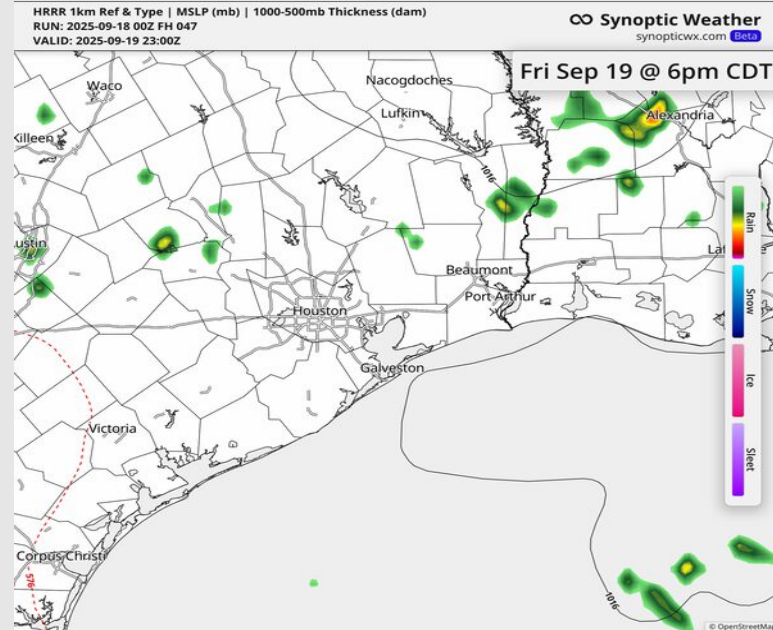
Precip: Dry conditions favored Friday. Hit/miss showers possible N of all Stations from 2 – 7PM.

Wind: Winds will rotate clockwise throughout the day before settling to be out of the SE by 12PM. **N of Morgan's Point:** Winds will be at 2 – 7 kts. **S of Morgan's Point:** Winds will be at 3 – 8 kts.

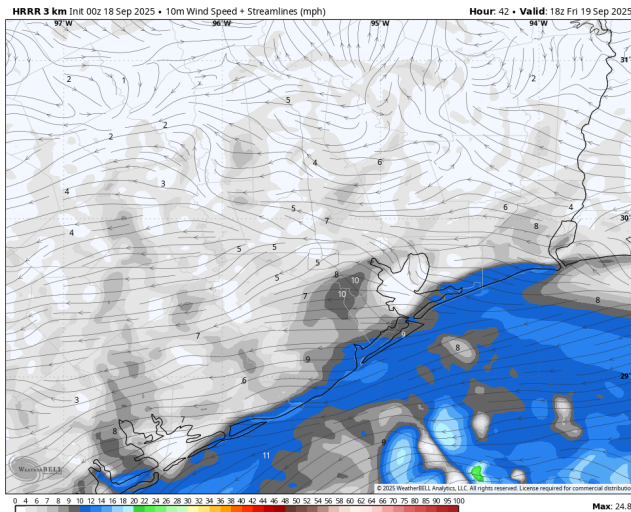
High Temps: **N of Morgan's Point:** Near 90 F. **S of Morgan's Point:** Upper 80s F.

Visibility: No visibility concerns Friday.

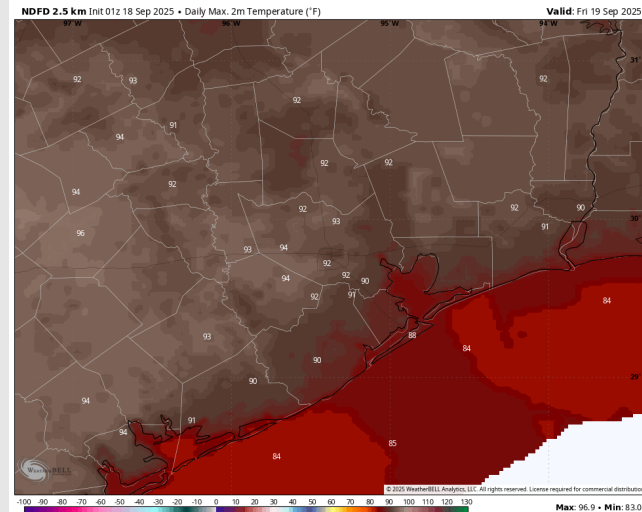
Precip Image: 6 PM CT



Wind Speed:
1 PM CT



High Temps
Friday



Houston Pilots: SAT. 9/20/2025

Forecast Discussion

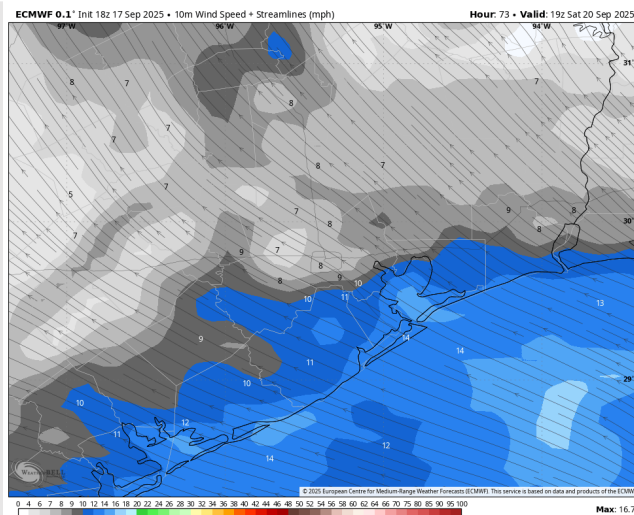
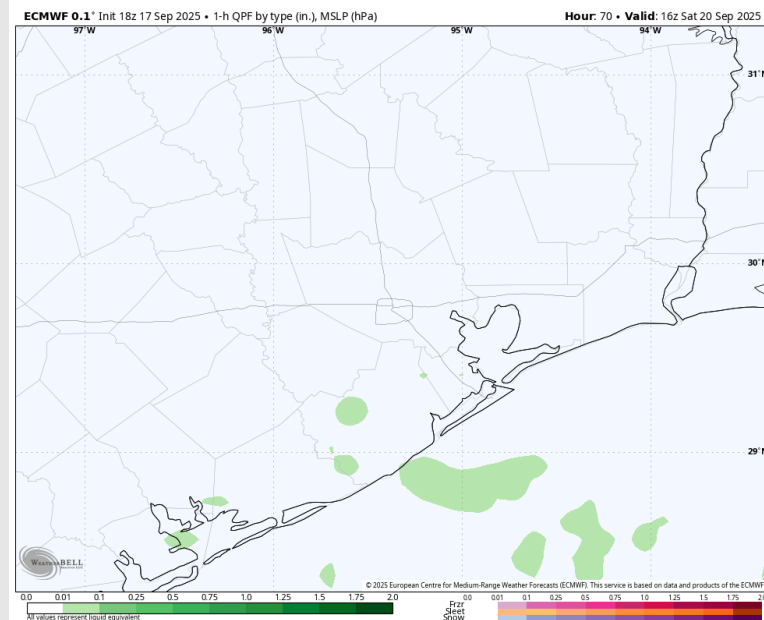
Precip: Isolated showers possible W of all Stations from 7AM – 3PM.

Wind: Winds will be generally out of the S/SE. **N of Morgan's Point:** Winds will be at 4 – 9 kts. **S of Morgan's Point:** Winds will be at 7 – 12 kts.

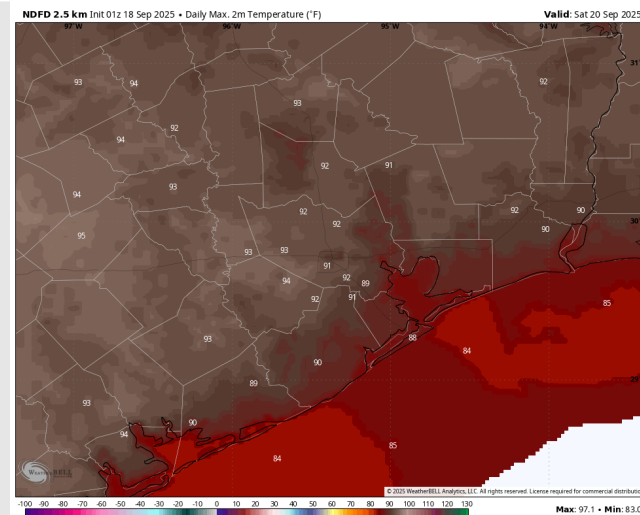
High Temps: **N of Morgan's Point:** Low 90s F. **S of Morgan's Point:** Upper 80s F.

Visibility: No visibility concerns Saturday.

Precip Image: 11 AM CT



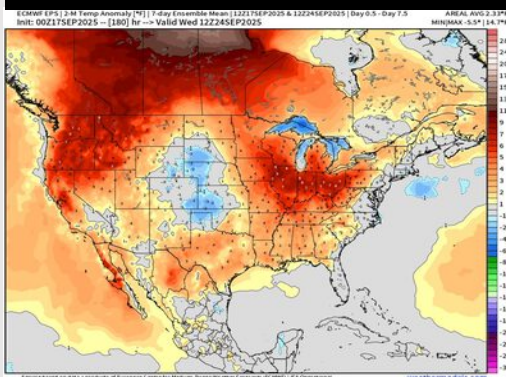
Wind Speed:
2PM CT



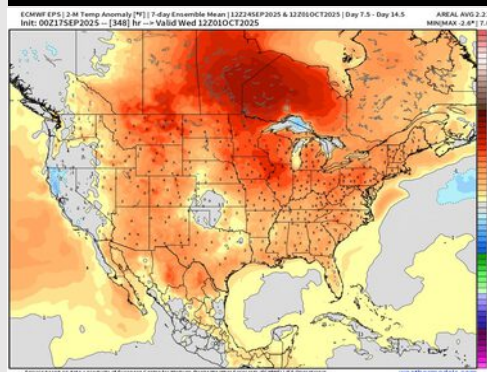
High Temps
Saturday

Houston Pilots: 9/18/25

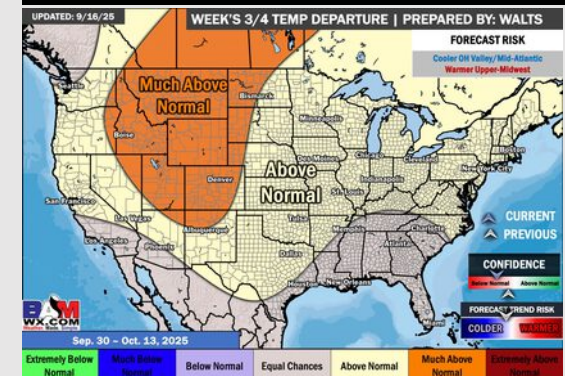
Next 7 Day Temperature Departure



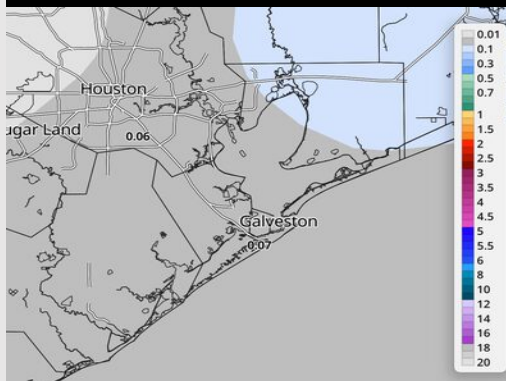
8-14 Day Temperature Departure



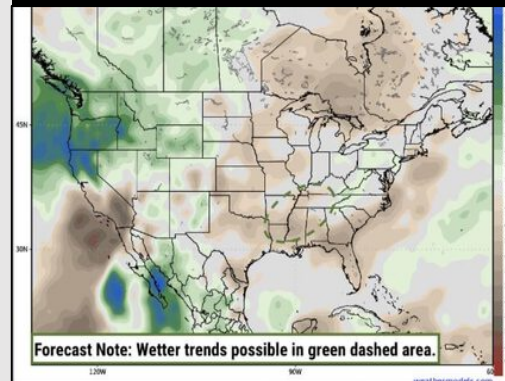
15-30 Day Temperature Departure



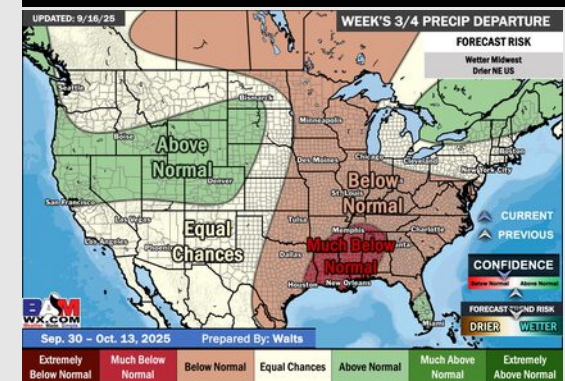
Next 7 Day Total Precipitation



8-14 Day % of Average Precip.



15-30 Day % of Average Precip.



- Temps are expected to be above normal for the next 7 days and favoring a mostly dry weekend ahead outside of a few isolated showers.
- Above normal temperatures and below normal rain chances are favored for days 8 – 14.
- Near normal temperatures are favored for late September/early October with below normal rainfall chances.