

Houston Pilots Forecast Package



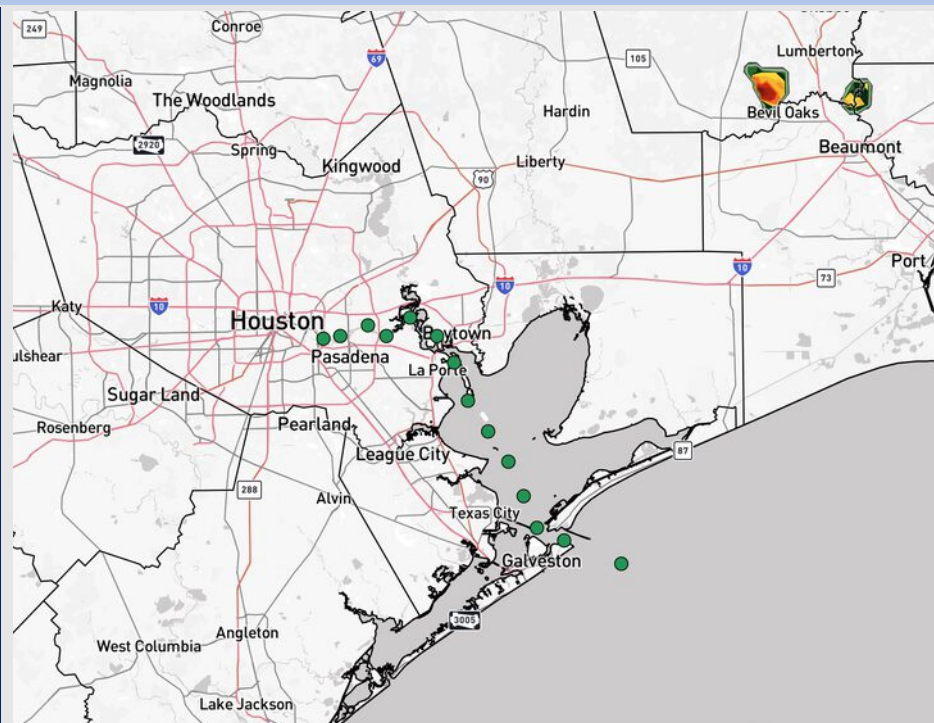
Updated: 9:10 PM CT

Tuesday, September 16, 2025

Forecaster: Sam Lang

Weather Headlines

- Hit/miss showers and a few storms possible at times over the next 48 hours.
- Winds will be fairly calm over the next 72 hours, not expected to exceed 11 kts.
- No tropical activity is favored the next 7-10 days.



Current Radar: 9:10 PM CT

As always, please do not hesitate to reach out to us with any forecast questions at **(317)-560-8122**. Press 1 for forecast questions.

You can also access real-time forecast updates and 24/7 meteorological chat assistance on your **Clarity** app. Click [here](#) for login assistance.

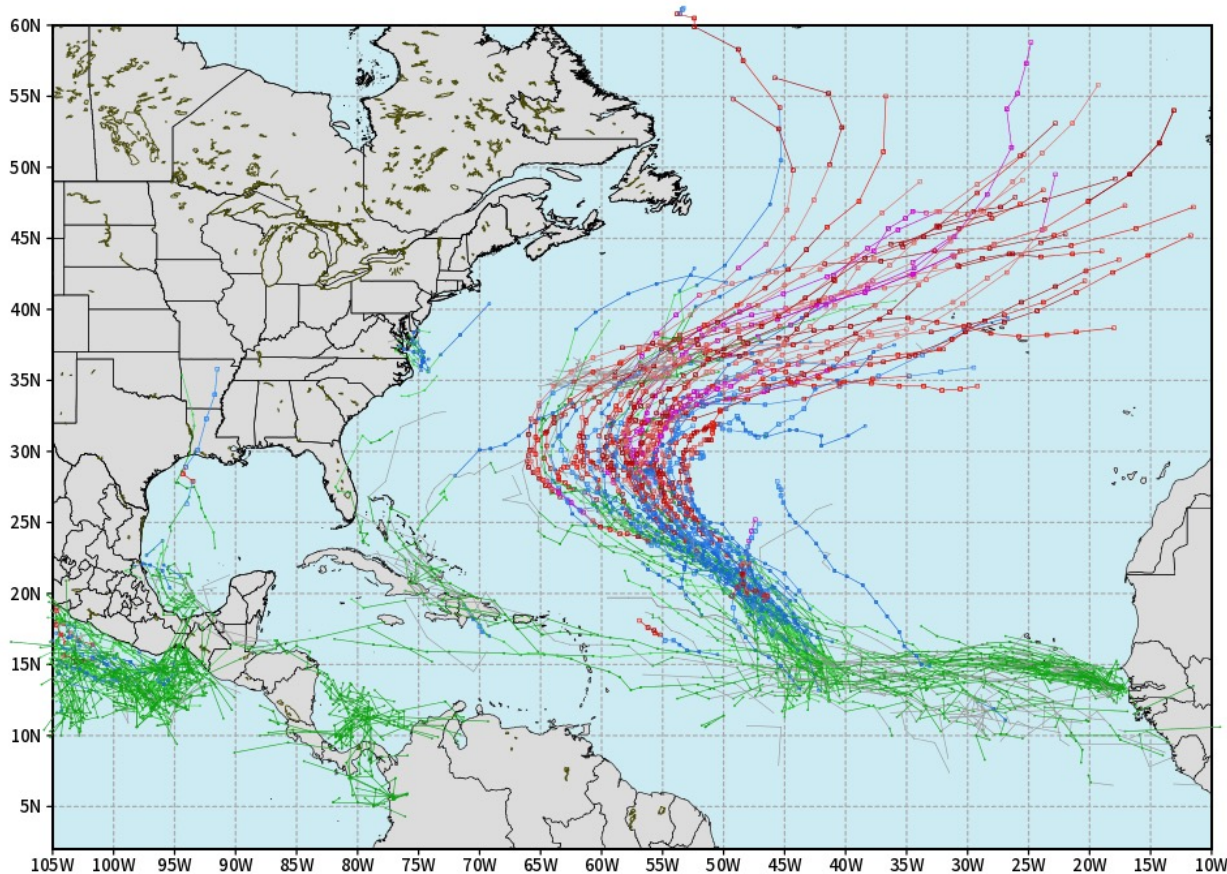


Houston Pilots Tropical Update

10-Day Tropical Outlook

ECMWF ATLANTIC EPS Cyclone Locations --> Next [10-days]
INIT: 12Z16SEP2025 --> UNTIL 12Z26SEP2025

o-o ENSEMBLE MEAN
o-o 1000 - 1010 hPa
o-o 980 - 999 hPa
o-o 960 - 979 hPa
o-o 950 - 959 hPa
o-o < 950 hPa



No tropical development favored in the Gulf over the next 7-10 days.

We're watching for potential development in the Atlantic by mid-week. Current favored track is to stay off the US East Coast.

Houston Pilots Visibility Chart (miles)



Visibility	Tue 11 pm	Wed 12 am	Wed 1 am	Wed 2 am	Wed 3 am	Wed 4 am	Wed 5 am	Wed 6 am	Wed 7 am	Wed 8 am	Wed 9 am	Wed 10 am	Wed 11 am	Wed 12 pm	Wed 1 pm	Wed 2 pm	Wed 3 pm	Wed 4 pm	Wed 5 pm	Wed 6 pm	Wed 7 pm	Wed 8 pm	Wed 9 pm	Wed 10 pm
Houston Pilots N - 610 Bridge	10	10	10	10	10	10	10	10	10	10	9	10	10	10	10	10	10	10	10	9	9	7.9	6.9	9
Houston Pilots M - Kinder 1	10	10	10	10	10	10	10	10	10	10	9	10	10	10	10	10	10	10	10	9	10	7.9	9	10
Houston Pilots L - Greens Bayou	10	10	10	10	10	10	10	10	10	10	9	10	10	10	10	10	10	10	10	10	10	10	10	10
Houston Pilots K - Shell Crude	10	10	10	10	10	10	10	10	10	10	9	10	10	10	10	10	10	10	10	10	10	10	10	10
Houston Pilots J - Lynchburg Ferries	10	10	10	10	10	10	10	10	10	10	9	10	10	10	10	10	10	10	10	10	10	10	10	10
Houston Pilots I - Exxon 3	10	10	10	10	10	10	10	10	10	10	9	10	10	10	10	10	10	10	10	10	10	10	10	10
Houston Pilots H - Morgans Point	10	10	10	10	10	10	10	10	10	10	9	10	10	10	10	10	10	10	10	10	10	10	10	10
Houston Pilots G - 75/76	10	10	10	10	10	10	10	10	10	10	10	10	10	10	10	10	10	10	10	10	10	10	10	10
Houston Pilots F - 63/64	10	10	10	10	10	10	10	10	10	10	10	10	10	10	10	10	10	10	10	10	10	10	10	10
Houston Pilots E - 51/52	10	10	10	10	10	10	10	10	10	10	10	10	10	10	10	10	10	10	10	10	10	10	10	10
Houston Pilots D - 37/38	10	10	10	10	10	10	10	10	10	10	10	10	10	10	10	10	10	10	10	10	10	10	10	10
Houston Pilots C - 25/26	10	10	10	10	10	10	10	10	10	10	10	10	10	10	10	10	10	10	10	10	10	10	10	10
Houston Pilots B - 11/12	10	10	10	10	10	10	10	10	10	10	10	10	10	10	10	10	10	10	10	10	10	10	10	10
Houston Pilots A - 1 & 2 Bravo	10	10	10	10	10	10	10	10	10	10	10	10	10	10	10	10	10	10	10	10	10	10	10	10

NOTE: This is automated data that may/may not agree with the official BAM thinking that's found on the daily slides or special visibility report slides. This data should be used as a guide only

Houston Pilots Wind Chart



Forecast Confidence

Above Normal

Below Normal

Sustained Wind 10 Knots

Gusts 15 Knots

Wind from the SE

Example

10

15

↖

Wind	Tue 11 pm	Wed 12 am	Wed 1 am	Wed 2 am	Wed 3 am	Wed 4 am	Wed 5 am	Wed 6 am	Wed 7 am	Wed 8 am	Wed 9 am	Wed 10 am	Wed 11 am	Wed 12 pm	Wed 1 pm	Wed 2 pm	Wed 3 pm	Wed 4 pm	Wed 5 pm	Wed 6 pm	Wed 7 pm	Wed 8 pm	Wed 9 pm	Wed 10 pm
Houston Pilots N - 610 Bridge	3	3	2	2	1	1	1	1	1	1	1	2	2	3	3	3	5	5	6	6	6	6	6	5
	8	7	6	6	5	5	5	5	5	5	5	6	6	7	8	9	10	9	10	12	12	12	12	10
	↑	↗	↗	↗	↗	↗	↗	↘	↘	↘	↘	↘	↘	↘	↘	↘	↘	↘	↘	↘	↘	↘	↘	
Houston Pilots M - Kinder 1	3	3	2	2	1	1	1	1	1	1	1	2	3	3	3	3	5	5	6	6	6	6	6	5
	8	7	6	6	5	5	5	5	5	5	5	6	6	7	8	9	9	9	10	12	12	12	12	10
	↑	↗	↑	↗	↗	↗	↗	↘	↘	↘	↘	↘	↘	↘	↘	↘	↘	↘	↘	↘	↘	↘	↘	
Houston Pilots L - Greens Bayou	3	3	2	2	1	1	1	1	1	1	1	2	2	3	3	3	5	5	6	6	6	6	6	5
	7	7	5	5	5	5	5	3	5	5	5	5	6	7	8	9	9	9	10	10	12	12	12	10
	↑	↗	↗	↗	↗	↗	↗	↘	↘	↘	↘	↘	↘	↘	↘	↘	↘	↘	↘	↘	↘	↘	↘	
Houston Pilots K - Shell Crude	3	3	2	2	1	1	1	1	1	1	1	2	2	3	3	3	5	5	6	6	6	6	6	5
	7	7	5	5	5	5	5	3	5	5	5	5	6	7	8	9	9	9	10	10	12	12	12	10
	↑	↗	↗	↗	↗	↗	↗	↘	↘	↘	↘	↘	↘	↘	↘	↘	↘	↘	↘	↘	↘	↘	↘	
Houston Pilots J - Lynchburg Ferries	3	2	2	1	1	1	1	1	1	1	1	1	2	3	3	3	3	5	5	6	6	6	6	5
	7	7	5	5	3	3	3	3	3	3	5	5	6	7	7	9	9	9	9	10	12	12	10	10
	↑	↗	↗	↗	↗	↗	↗	↘	↘	↘	↘	↘	↘	↘	↘	↘	↘	↘	↘	↘	↘	↘	↘	
Houston Pilots I - Exxon 3	7		6	5	5	3	3	3	3	3	5	3	5	5	5	6	6	7	8	8	9	9	9	8
	10	9	8	7	7	6	6	6	6	6	7	7	7	8	9	10	12	12	12	13	13	14	14	13
	↑	↑	↑	↗	↗	↗	↗	↘	↘	↘	↘	↘	↘	↘	↘	↘	↘	↘	↘	↘	↘	↘	↘	
Houston Pilots H - Morgans Point	7		6	5	5	3	3	3	3	3	5	5	5	5	5	6	6	7	8	8	9	9	9	8
	10	9	8	7	7	6	6	6	6	6	7	7	7	8	9	10	12	12	13	13	13	14	14	13
	↑	↑	↑	↗	↗	↗	↗	↘	↘	↘	↘	↘	↘	↘	↘	↘	↘	↘	↘	↘	↘	↘	↘	
Houston Pilots G - 75/76	8	7		6	6	5	5	5	5	5	5	5	5	5	5	5	6	7	8	8	9	10	10	9
	12	10	9	8	7	7	6	6	6	7	7	7	8	8	9	10	10	12	13	14	14	15	15	13
	↑	↑	↑	↗	↗	↗	↗	↘	↘	↘	↘	↘	↘	↘	↘	↘	↘	↘	↘	↘	↘	↘	↘	
Houston Pilots F - 63/64	8	7	6	6	6	5	5	5	5	5	5	5	5	5	3	5	6	6	8	8	8	9	9	9
	12	10	9	8	7	7	7	6	6	7	7	7	8	8	9	9	10	12	13	14	14	14	14	13
	↑	↑	↑	↑	↑	↑	↑	↘	↘	↘	↘	↘	↘	↘	↘	↘	↘	↘	↘	↘	↘	↘	↘	
Houston Pilots E - 51/52	8	8	7	6	6	5	5	5	3	5	5	5	5	5	5	5	5	6	7	8	8	9	9	9
	12	10	10	9	8	7	7	6	6	6	7	7	9	9	9	10	10	10	12	13	14	14	14	13
	↑	↑	↑	↑	↑	↑	↑	↑	↘	↘	↘	↘	↘	↘	↘	↘	↘	↘	↘	↘	↘	↘	↘	
Houston Pilots D - 37/38	8	8	7	7	6	6	5	5	3	3	5	5	6	5	5	5	5	6	7	8	8	9	9	9
	13	12	10	9	8	8	7	6	6	6	7	7	9	9	9	9	10	10	12	13	13	14	14	13
	↑	↑	↑	↑	↑	↑	↑	↑	↘	↘	↘	↘	↘	↘	↘	↘	↘	↘	↘	↘	↘	↘	↘	
Houston Pilots C - 25/26	8	8	7	7	6	6	5	5	3	3	5	5	6	5	5	5	6	6	6	7	8	9	9	8
	13	12	10	9	8	8	7	7	6	6	7	7	9	9	9	9	9	9	10	12	13	14	14	13
	↑	↑	↑	↑	↑	↑	↑	↑	↘	↘	↘	↘	↘	↘	↘	↘	↘	↘	↘	↘	↘	↘	↘	
Houston Pilots B - 11/12	7	7	6	6	6	5	5	3	3	3	3	5	5	5	5	5	6	6	6	7	8	8	8	8
	13	12	10	10	9	8	8	7	7	7	7	7	9	9	9	10	10	10	12	13	13	13	13	13
	↑	↑	↑	↑	↑	↑	↑	↑	↘	↘	↘	↘	↘	↘	↘	↘	↘	↘	↘	↘	↘	↘	↘	
Houston Pilots A - 1 & 2 Bravo	9	8	8	8	7	6	6	5	5	3	5	5	6	5	5	5	5	5	6	7	8	8	8	9
	14	13	13	10	10	9	8	8	7	7	7	8	9	9	9	9	9	9	12	13	13	14	14	13
	↑	↑	↑	↑	↑	↑	↑	↑	↑	↑	↑	↑	↑	↑	↑	↑	↑	↑	↑	↑	↑	↑	↑	

NOTE: This is automated data that may/may not agree with the official BAM thinking that's found on the daily slides.
This data should be used as a guide only.

Houston Pilots: WED. 9/17/2025

Forecast Discussion

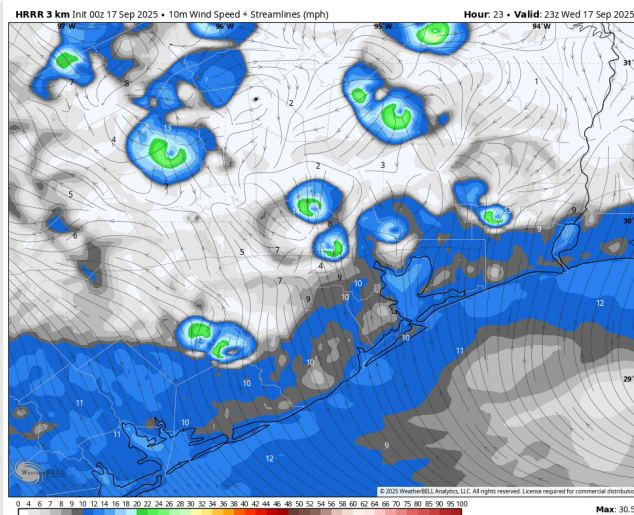
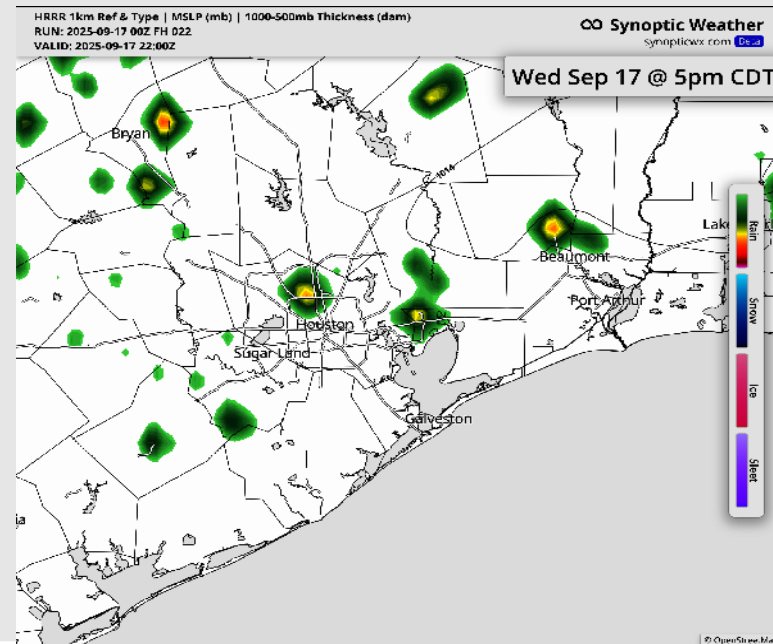
Precip: Hit/miss storms possible for all Stations between 3 – 8 PM. Lightning will be in play.

Wind: Winds will be rather variable through 1 PM before settling out of the S/SE for the remainder of the day. **N of Morgan's Point:** Winds will be at 4 – 9 kts. **S of Morgan's Point:** Winds will be at 5 – 10 kts.

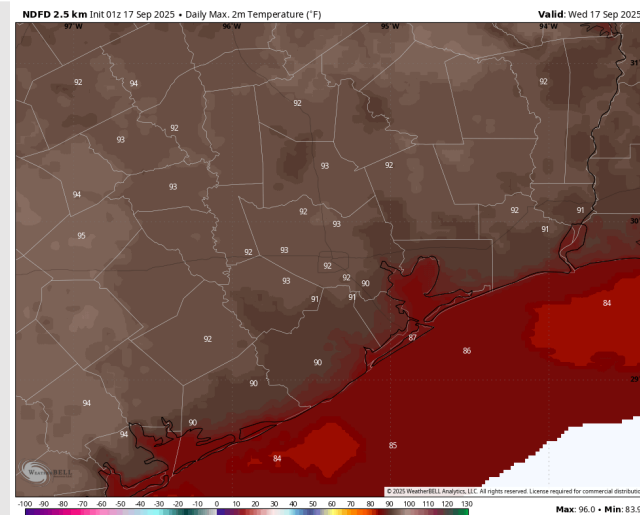
High Temps: **N of Morgan's Point:** Low 90s F. **S of Morgan's Point:** Upper 80s F.

Visibility: No visibility concerns today.

Precip Image: 5 PM CT



Wind Speed:
6 PM CT



High Temps
Today

Houston Pilots: THU. 9/18/2025

Forecast Discussion

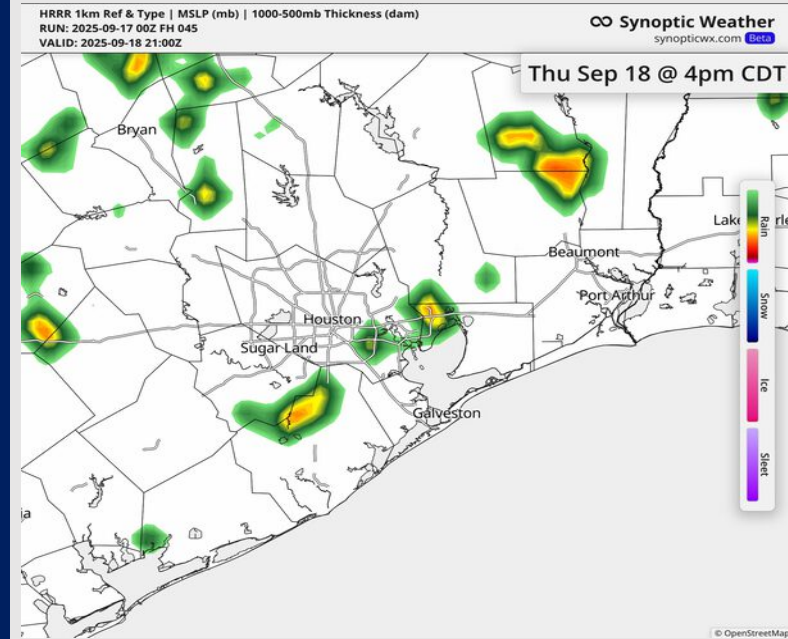
Precip: Hit/miss showers in play for all Stations between 3 – 7 PM. Lightning will be in play.

Wind: Winds will be variable before shifting to out of the ESE at 5PM. **N of Morgan's Point:** Winds will be at 3 – 8 kts. **S of Morgan's Point:** Winds will be at 4 – 9 kts through 3 PM before increasing to 6 – 11 kts.

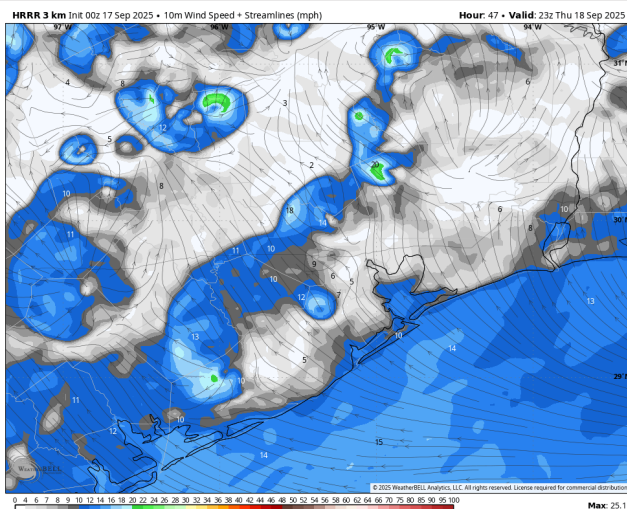
High Temps: **N of Morgan's Point:** Upper 80s to low 90s F. **S of Morgan's Point:** Upper 80s F.

Visibility: No visibility concerns Thursday.

Precip Image: 4 PM CT



Wind Speed:
6 PM CT



Houston Pilots: FRI. 9/19/2025

Forecast Discussion

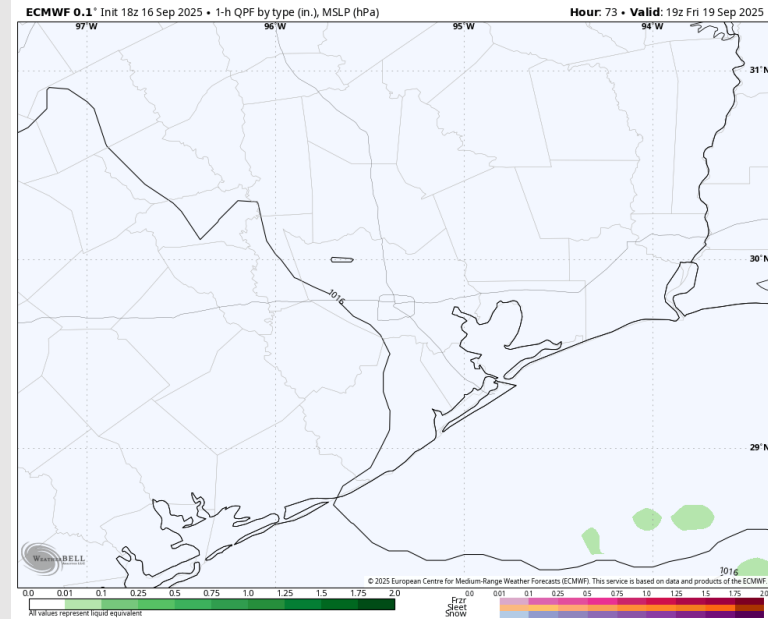
Precip: Dry conditions favored Friday.

Wind: Winds will be variable before shifting to out of the E/SE at 11AM. **N of Morgan's Point:** Winds will be at 3 – 8 kts. **S of Morgan's Point:** Winds will be at 5 – 10 kts.

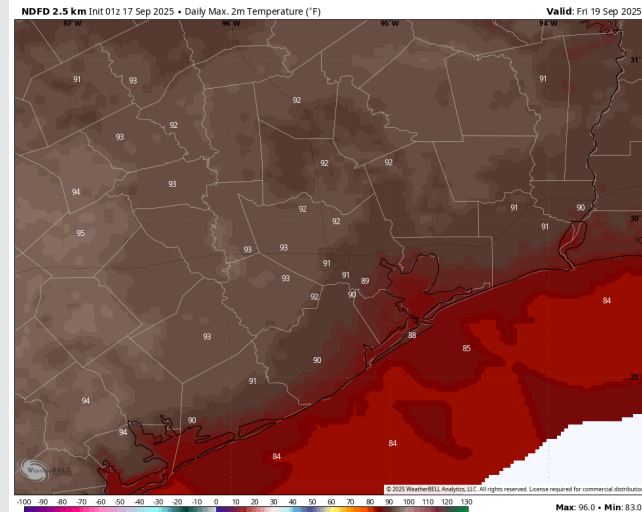
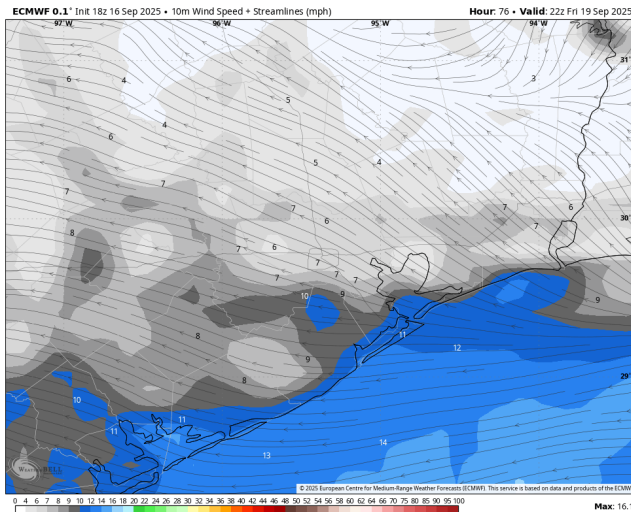
High Temps: **N of Morgan's Point:** Upper 80s to Low 90s F. **S of Morgan's Point:** Upper 80s F.

Visibility: No visibility concerns Friday.

Precip Image: 2 PM CT



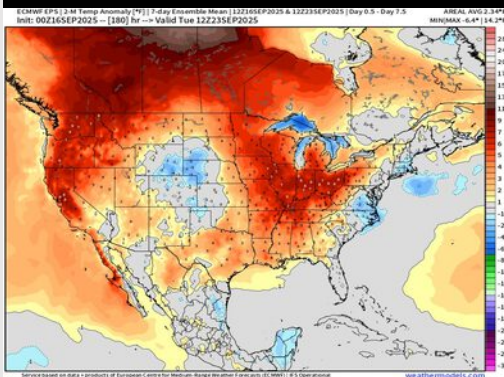
Wind Speed:
5 PM CT



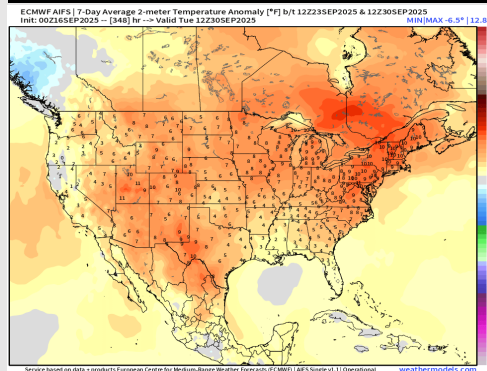
High Temps
Friday

Houston Pilots: 9/17/25

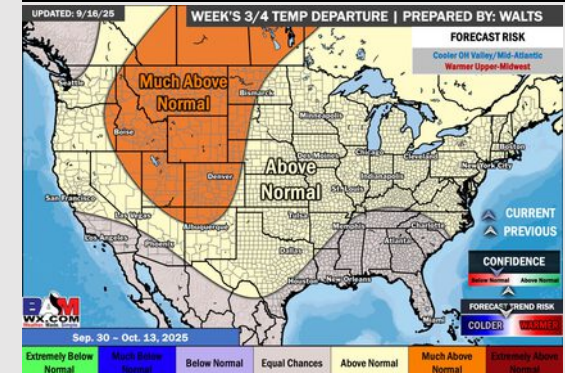
Next 7 Day Temperature Departure



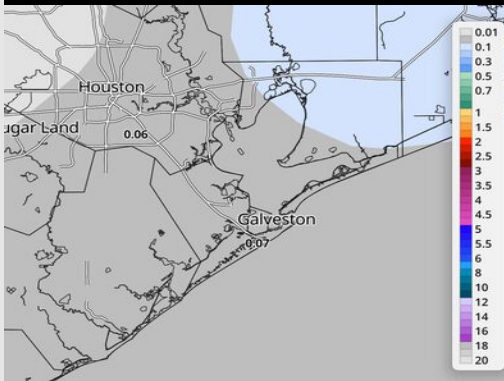
8-14 Day Temperature Departure



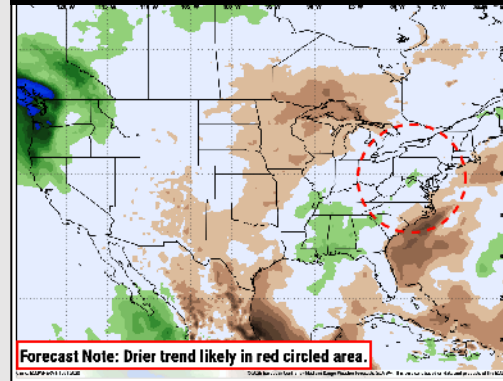
15-30 Day Temperature Departure



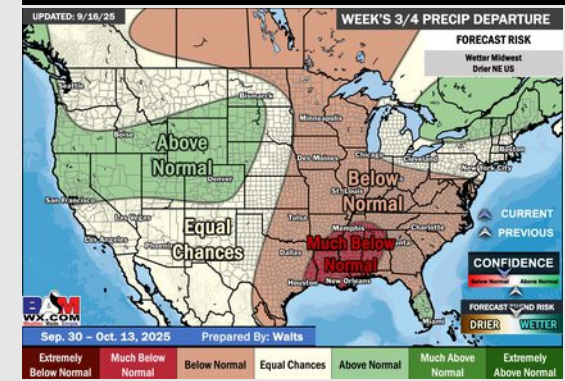
Next 7 Day Total Precipitation



8-14 Day % of Average Precip.



15-30 Day % of Average Precip.



- Temps are expected to be above normal for the next 7 days and favoring a mostly dry weekend ahead outside of a few isolated showers.
- Above normal temperatures and below normal rain chances are favored for days 8 – 14.
- Near normal temperatures are favored for late September/early October with below normal rainfall chances.