

Houston Pilots Forecast Package



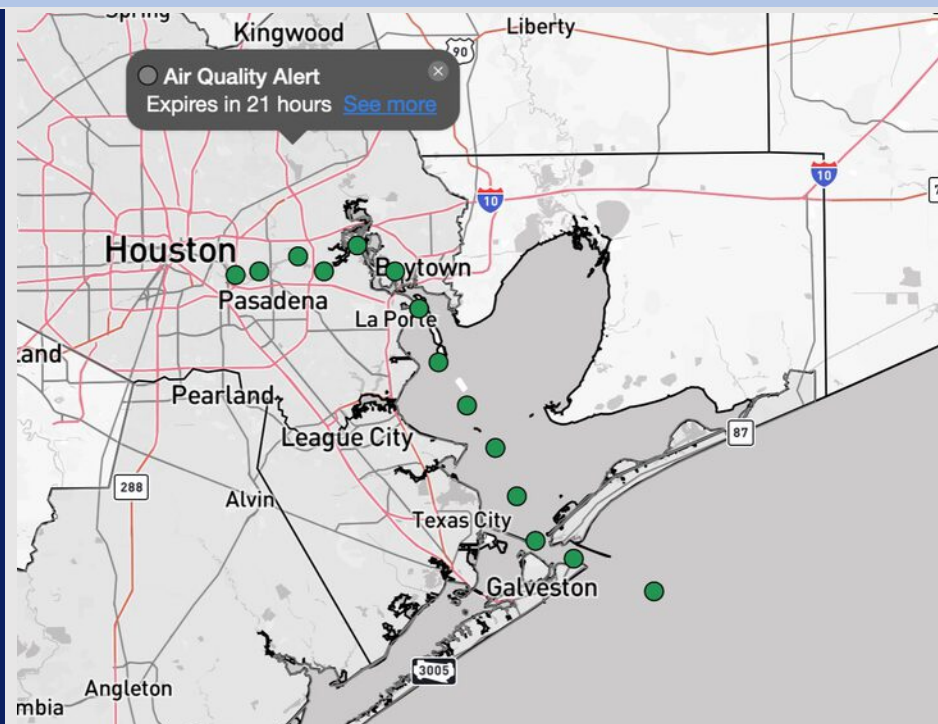
Updated: 9:45 PM CT

Monday, September 15, 2025

Forecaster: Tyler Riggles

Weather Headlines

- Hit/miss showers and a few storms possible at times over the next 72 hours.
- Winds will be fairly calm over the next 72 hours, not expected to exceed 11 kts.
- No tropical activity is favored the next 7-10 days.



Current Radar: 9:38 PM CT

As always, please do not hesitate to reach out to us with any forecast questions at **(317)-560-8122**. Press **1** for forecast questions.

You can also access real-time forecast updates and 24/7 meteorological chat assistance on your **Clarity** app. Click [here](#) for login assistance.

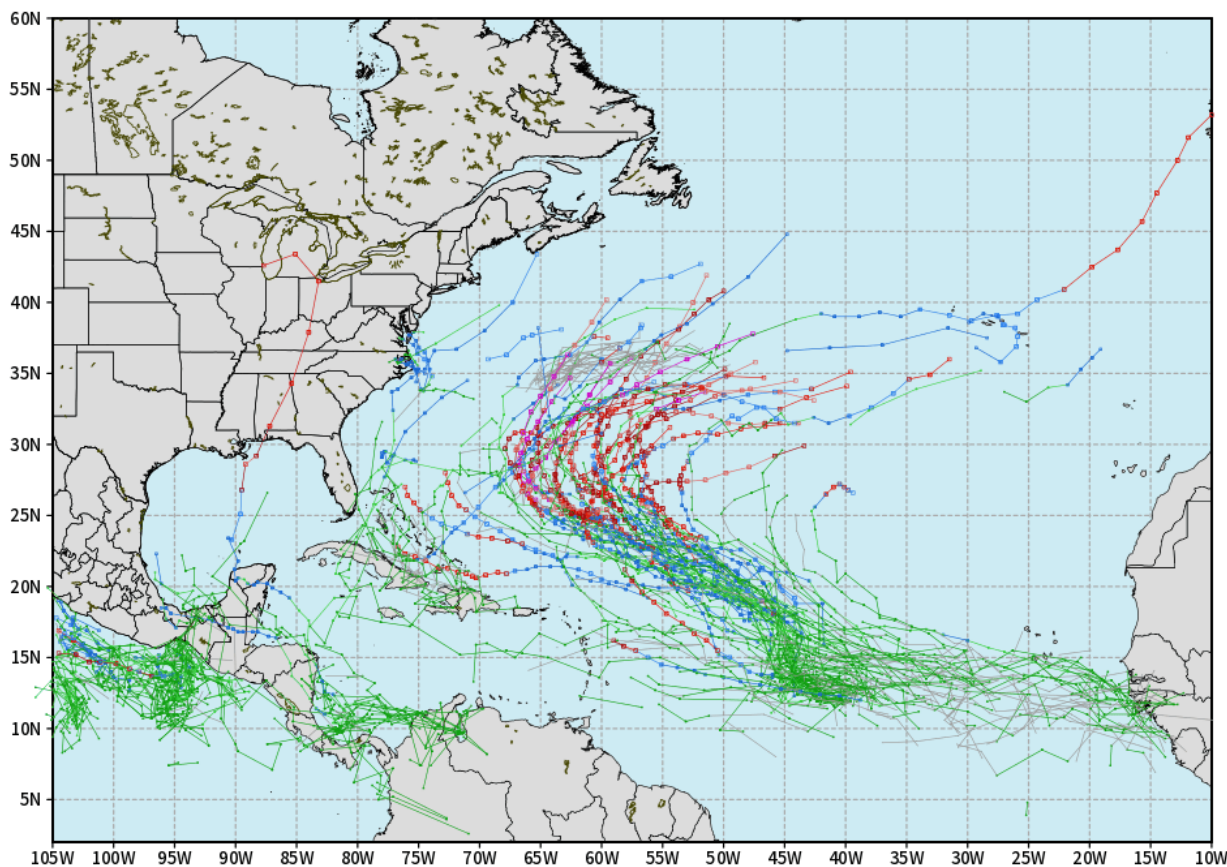


Houston Pilots Tropical Update

10-Day Tropical Outlook

ECMWF ATLANTIC EPS Cyclone Locations --> Next [10-days]
INIT: 12Z15SEP2025 --> UNTIL 12Z25SEP2025

o-o ENSEMBLE MEAN
o-o 1000 - 1010 hPa
o-o 980 - 999 hPa
o-o 960 - 979 hPa
o-o 950 - 959 hPa
o-o < 950 hPa



weathermodels.com

No tropical development favored in the Gulf over the next 7-10 days.

We're watching for potential development in the Atlantic by the end of next week. Current favored track is to stay off the US East Coast.

Houston Pilots Visibility Chart (miles)



| Visibility | Mon 11 pm | Tue 12 am | Tue 1 am | Tue 2 am | Tue 3 am | Tue 4 am | Tue 5 am | Tue 6 am | Tue 7 am | Tue 8 am | Tue 9 am | Tue 10 am | Tue 11 am | Tue 12 pm | Tue 1 pm | Tue 2 pm | Tue 3 pm | Tue 4 pm | Tue 5 pm | Tue 6 pm | Tue 7 pm | Tue 8 pm | Tue 9 pm | Tue 10 pm |
|--------------------------------------|--------------|--------------|-------------|-------------|-------------|-------------|-------------|-------------|-------------|-------------|-------------|--------------|--------------|--------------|-------------|-------------|-------------|-------------|-------------|-------------|-------------|-------------|-------------|--------------|
| Houston Pilots N - 610 Bridge | 10 | 10 | 10 | 10 | 10 | 10 | 10 | 10 | 10 | 10 | 10 | 10 | 10 | 10 | 10 | 10 | 10 | 10 | 10 | 10 | 10 | 10 | 10 | 10 |
| Houston Pilots M - Kinder 1 | 10 | 10 | 10 | 10 | 10 | 10 | 10 | 10 | 10 | 10 | 10 | 10 | 10 | 10 | 10 | 10 | 10 | 10 | 10 | 10 | 10 | 10 | 10 | 10 |
| Houston Pilots L - Greens Bayou | 10 | 10 | 10 | 10 | 10 | 10 | 10 | 10 | 10 | 10 | 10 | 10 | 10 | 10 | 10 | 10 | 10 | 10 | 10 | 10 | 10 | 10 | 10 | 10 |
| Houston Pilots K - Shell Crude | 10 | 10 | 10 | 10 | 10 | 10 | 10 | 10 | 10 | 10 | 10 | 10 | 10 | 10 | 10 | 10 | 10 | 10 | 10 | 10 | 10 | 10 | 10 | 10 |
| Houston Pilots J - Lynchburg Ferries | 10 | 10 | 10 | 10 | 10 | 10 | 10 | 10 | 10 | 10 | 10 | 10 | 10 | 10 | 10 | 10 | 10 | 10 | 10 | 10 | 10 | 10 | 10 | 10 |
| Houston Pilots I - Exxon 3 | 10 | 10 | 10 | 10 | 10 | 10 | 10 | 10 | 10 | 10 | 10 | 10 | 10 | 10 | 10 | 10 | 10 | 10 | 10 | 10 | 10 | 10 | 10 | 10 |
| Houston Pilots H - Morgans Point | 10 | 10 | 10 | 10 | 10 | 10 | 10 | 10 | 10 | 10 | 10 | 10 | 10 | 10 | 10 | 10 | 10 | 10 | 10 | 10 | 10 | 10 | 10 | 10 |
| Houston Pilots G - 75/76 | 10 | 10 | 10 | 10 | 10 | 10 | 10 | 10 | 10 | 10 | 10 | 10 | 10 | 10 | 10 | 10 | 10 | 10 | 10 | 10 | 10 | 10 | 10 | 10 |
| Houston Pilots F - 63/64 | 10 | 10 | 10 | 10 | 10 | 10 | 10 | 10 | 10 | 10 | 10 | 10 | 10 | 10 | 10 | 10 | 10 | 10 | 10 | 10 | 10 | 10 | 10 | 10 |
| Houston Pilots E - 51/52 | 10 | 10 | 10 | 10 | 10 | 10 | 10 | 10 | 10 | 10 | 10 | 10 | 10 | 10 | 10 | 10 | 10 | 10 | 10 | 10 | 10 | 10 | 10 | 10 |
| Houston Pilots D - 37/38 | 10 | 10 | 10 | 10 | 10 | 10 | 10 | 10 | 10 | 10 | 10 | 10 | 10 | 10 | 10 | 10 | 10 | 10 | 10 | 10 | 10 | 10 | 10 | 10 |
| Houston Pilots C - 25/26 | 10 | 10 | 10 | 10 | 10 | 10 | 10 | 10 | 10 | 10 | 10 | 10 | 10 | 10 | 10 | 10 | 10 | 10 | 10 | 10 | 10 | 10 | 10 | 10 |
| Houston Pilots B - 11/12 | 10 | 10 | 10 | 10 | 10 | 10 | 10 | 10 | 10 | 10 | 10 | 10 | 10 | 10 | 10 | 10 | 10 | 10 | 10 | 10 | 10 | 10 | 10 | 10 |
| Houston Pilots A - 1 & 2 Bravo | 10 | 10 | 10 | 10 | 10 | 10 | 10 | 10 | 10 | 10 | 10 | 10 | 10 | 10 | 10 | 10 | 10 | 10 | 10 | 10 | 10 | 10 | 10 | 10 |

NOTE: This is automated data that may/may not agree with the official BAM thinking that's found on the daily slides or special visibility report slides. This data should be used as a guide only

Houston Pilots Wind Chart



Sustained Wind 10 Knots

Gusts 15 Knots

Wind from the SE



| Wind | Mon 11 pm | Tue 12 am | Tue 1 am | Tue 2 am | Tue 3 am | Tue 4 am | Tue 5 am | Tue 6 am | Tue 7 am | Tue 8 am | Tue 9 am | Tue 10 am | Tue 11 am | Tue 12 pm | Tue 1 pm | Tue 2 pm | Tue 3 pm | Tue 4 pm | Tue 5 pm | Tue 6 pm | Tue 7 pm | Tue 8 pm | Tue 9 pm | Tue 10 pm |
|--------------------------------------|--------------|--------------|--------------|--------------|-------------|-------------|-------------|-------------|-------------|-------------|--------------|--------------|--------------|--------------|--------------|--------------|--------------|--------------|--------------|--------------|--------------|--------------|--------------|--------------|
| Houston Pilots N - 610 Bridge | 3 7 ↑ | 2 6 ↑ | 2 5 ↑ | 1 5 ↑ | 1 5 ↗ | 1 5 → | 1 5 ↘ | 1 5 ↓ | 1 5 ↓ | 2 5 ↓ | 2 6 ↓ | 3 7 ↓ | 3 8 ↘ | 6 10 ↘ | 6 13 ↘ | 6 14 ← | 6 13 ← | 6 13 ← | 6 14 ← | 6 14 ↖ | 6 13 ↖ | 6 12 ↖ | 6 10 ↖ | 5 9 ↖ |
| Houston Pilots M - Kinder 1 | 3 7 ↑ | 2 6 ↑ | 2 5 ↑ | 1 5 ↑ | 1 5 ↗ | 1 5 → | 1 5 ↘ | 1 5 ↓ | 1 5 ↓ | 2 5 ↓ | 2 6 ↓ | 3 7 ↓ | 3 8 ↘ | 6 10 ↘ | 6 13 ↘ | 6 14 ← | 6 13 ← | 6 13 ← | 6 14 ← | 6 14 ↖ | 6 13 ↖ | 6 12 ↖ | 6 10 ↖ | 5 9 ↖ |
| Houston Pilots L - Greens Bayou | 3 7 ↑ | 2 5 ↑ | 1 5 ↑ | 1 5 ↑ | 1 3 ↗ | 1 3 → | 1 5 ↘ | 1 5 ↓ | 1 5 ↓ | 2 5 ↓ | 2 5 ↓ | 3 6 ↓ | 3 8 ↘ | 6 10 ↘ | 6 12 ↘ | 6 13 ← | 6 13 ← | 6 13 ← | 6 13 ↖ | 6 13 ↖ | 6 13 ↖ | 6 12 ↖ | 5 9 ↖ | 3 8 ↖ |
| Houston Pilots K - Shell Crude | 3 6 ↑ | 2 5 ↑ | 1 5 ↑ | 1 5 ↑ | 1 3 ↗ | 1 3 → | 1 5 ↘ | 1 5 ↓ | 1 5 ↓ | 2 5 ↓ | 2 5 ↓ | 3 6 ↓ | 3 8 ↘ | 6 10 ↘ | 6 12 ↘ | 6 13 ← | 6 13 ← | 6 13 ← | 6 13 ↖ | 6 13 ↖ | 6 13 ↖ | 6 10 ↖ | 5 9 ↖ | 3 8 ↖ |
| Houston Pilots J - Lynchburg Ferries | 2 6 ↑ | 2 5 ↑ | 1 5 ↑ | 1 3 ↑ | 1 3 ↗ | 1 3 → | 1 3 ↘ | 1 3 ↓ | 1 5 ↓ | 2 5 ↓ | 2 5 ↓ | 3 6 ↓ | 3 8 ↘ | 5 10 ↘ | 6 10 ↘ | 6 12 ↘ | 6 13 ← | 6 13 ← | 6 13 ↖ | 6 12 ↖ | 6 12 ↖ | 6 10 ↖ | 5 9 ↖ | 3 8 ↖ |
| Houston Pilots I - Exxon 3 | 6 9 ↑ | 6 7 ↑ | 5 7 ↑ | 3 6 ↑ | 3 6 ↑ | 3 5 ↑ | 3 6 ← | 3 6 ↘ | 5 6 ↓ | 6 7 ↓ | 6 7 ↓ | 6 8 ↓ | 6 9 ↘ | 7 12 ↘ | 7 13 ↘ | 8 14 ← | 8 14 ← | 8 14 ↖ | 8 15 ↖ | 8 14 ↖ | 9 13 ↖ | 9 13 ↖ | 8 12 ↖ | 8 10 ↖ |
| Houston Pilots H - Morgans Point | 6 9 ↑ | 6 7 ↑ | 5 7 ↑ | 3 6 ↑ | 3 6 ↑ | 3 6 ↗ | 3 6 → | 3 6 ↘ | 5 6 ↓ | 5 7 ↓ | 6 8 ↓ | 6 8 ↓ | 6 9 ↘ | 7 12 ↘ | 7 13 ↘ | 8 14 ← | 8 14 ← | 8 14 ↖ | 8 15 ↖ | 8 15 ↖ | 9 13 ↖ | 9 13 ↖ | 8 12 ↖ | 8 10 ↖ |
| Houston Pilots G - 75/76 | 7 9 ↑ | 6 8 ↑ | 6 7 ↑ | 5 7 ↑ | 5 6 ↑ | 5 6 ↑ | 5 6 ↑ | 5 7 ↑ | 6 7 ↘ | 6 8 ↓ | 6 9 ↓ | 6 10 ↓ | 7 10 ↘ | 7 13 ↘ | 7 13 ↘ | 7 14 ← | 8 13 ← | 8 14 ↖ | 8 15 ↖ | 8 15 ↖ | 9 14 ↖ | 9 14 ↖ | 9 13 ↖ | 8 13 ↖ |
| Houston Pilots F - 63/64 | 7 9 ↑ | 6 8 ↑ | 6 8 ↑ | 5 7 ↑ | 5 6 ↑ | 5 6 ↑ | 5 7 ↑ | 5 7 ↑ | 6 7 ↘ | 6 8 ↓ | 6 9 ↓ | 7 10 ↓ | 7 12 ↘ | 7 13 ↘ | 6 13 ↘ | 7 13 ← | 7 13 ← | 8 14 ↖ | 8 15 ↖ | 8 15 ↖ | 9 14 ↖ | 9 14 ↖ | 9 13 ↖ | 8 12 ↖ |
| Houston Pilots E - 51/52 | 7 10 ↑ | 6 9 ↑ | 6 8 ↑ | 6 7 ↑ | 5 7 ↑ | 5 7 ↑ | 5 7 ↑ | 5 7 ↑ | 5 7 ↘ | 6 8 ↓ | 6 9 ↓ | 7 10 ↓ | 8 12 ↘ | 7 13 ↘ | 7 13 ↘ | 7 14 ← | 8 13 ← | 8 14 ↖ | 8 15 ↖ | 8 15 ↖ | 9 14 ↖ | 9 14 ↖ | 9 13 ↖ | 8 13 ↖ |
| Houston Pilots D - 37/38 | 7 10 ↑ | 6 9 ↑ | 6 8 ↑ | 6 8 ↑ | 6 7 ↑ | 5 7 ↑ | 5 7 ↑ | 5 7 ↑ | 5 7 ↘ | 6 8 ↓ | 6 9 ↓ | 7 12 ↘ | 8 13 ↘ | 8 13 ↘ | 8 14 ↘ | 8 14 ↘ | 8 14 ↘ | 8 14 ↘ | 8 15 ↘ | 8 15 ↘ | 9 14 ↘ | 9 14 ↘ | 9 13 ↘ | 8 13 ↘ |
| Houston Pilots C - 25/26 | 7 10 ↑ | 6 9 ↑ | 6 8 ↑ | 6 8 ↑ | 6 8 ↑ | 5 7 ↑ | 5 7 ↑ | 5 7 ↑ | 6 8 ↑ | 6 8 ↘ | 6 9 ↘ | 7 12 ↘ | 8 13 ↘ | 8 13 ↘ | 8 14 ↘ | 8 14 ↘ | 8 13 ↘ | 8 13 ↘ | 8 15 ↘ | 8 15 ↘ | 9 14 ↘ | 9 14 ↘ | 8 13 ↘ | 8 13 ↘ |
| Houston Pilots B - 11/12 | 6 10 ↑ | 6 10 ↑ | 6 9 ↑ | 5 9 ↑ | 5 8 ↑ | 5 8 ↑ | 5 8 ↑ | 3 8 ↑ | 5 8 ↑ | 5 8 ↘ | 6 10 ↘ | 7 12 ↘ | 8 13 ↘ | 8 13 ↘ | 8 14 ↘ | 8 14 ↘ | 8 14 ↘ | 8 14 ↘ | 8 15 ↘ | 8 15 ↘ | 8 14 ↘ | 8 14 ↘ | 8 13 ↘ | 8 13 ↘ |
| Houston Pilots A - 1 & 2 Bravo | 8 12 ↑ | 7 12 ↑ | 7 10 ↑ | 6 10 ↑ | 6 9 ↑ | 6 9 ↑ | 6 9 ↑ | 6 9 ↑ | 6 9 ↑ | 6 9 ↘ | 7 12 ↘ | 8 13 ↘ | 8 14 ↘ | 8 14 ↘ | 8 15 ↘ | 8 15 ↘ | 8 15 ↘ | 8 14 ↘ | 8 15 ↘ | 8 15 ↘ | 9 15 ↘ | 9 15 ↘ | 9 14 ↘ | 9 14 ↘ |

NOTE: This is automated data that may/may not agree with the official BAM thinking that's found on the daily slides. This data should be used as a guide only.

Houston Pilots: TUE. 9/16/2025

Forecast Discussion

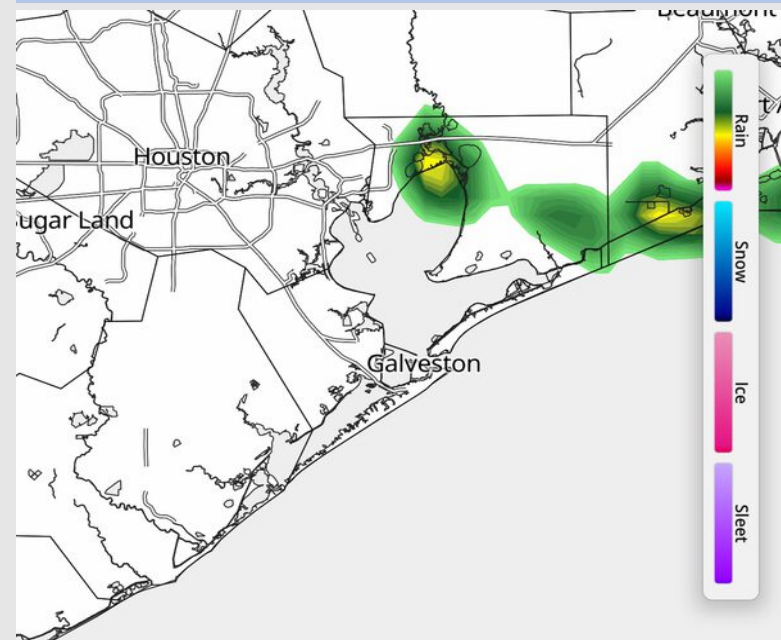
Precip: Hit/miss showers and a few storms will be possible from 1PM to 7PM.

Wind: Winds will shift clockwise through 5 PM before settling to be out of the SE. **N of Morgan's Point:** Winds will be at 2 – 7 kts. **S of Morgan's Point:** Winds will be at 4 – 9 kts.

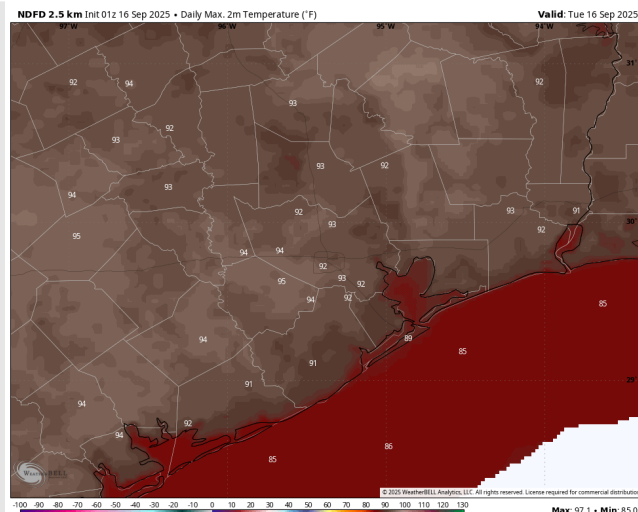
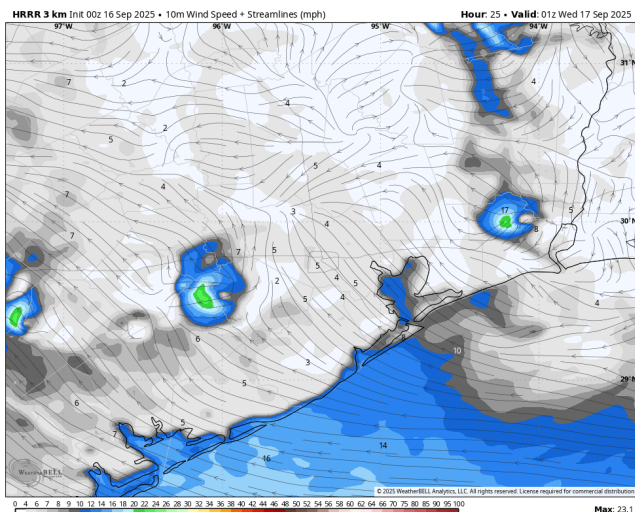
High Temps: **N of Morgan's Point:** Low 90s F. **S of Morgan's Point:** Upper 80s F.

Visibility: No visibility concerns today.

Precip Image: 5 PM CT



Wind Speed:
8 PM CT



High Temps
Today

Houston Pilots: WED. 9/17/2025

Forecast Discussion

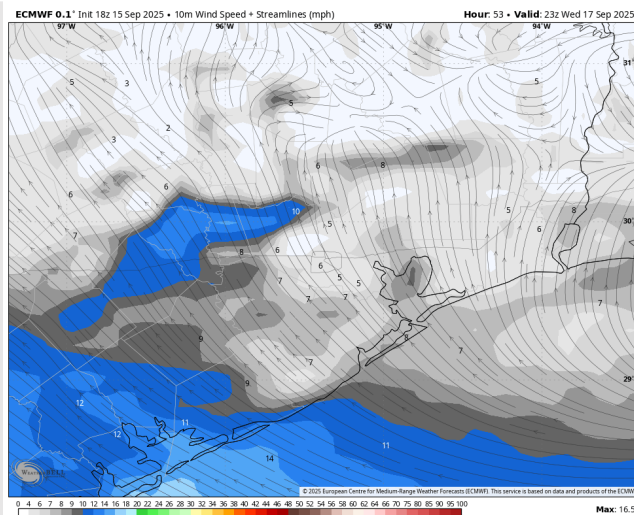
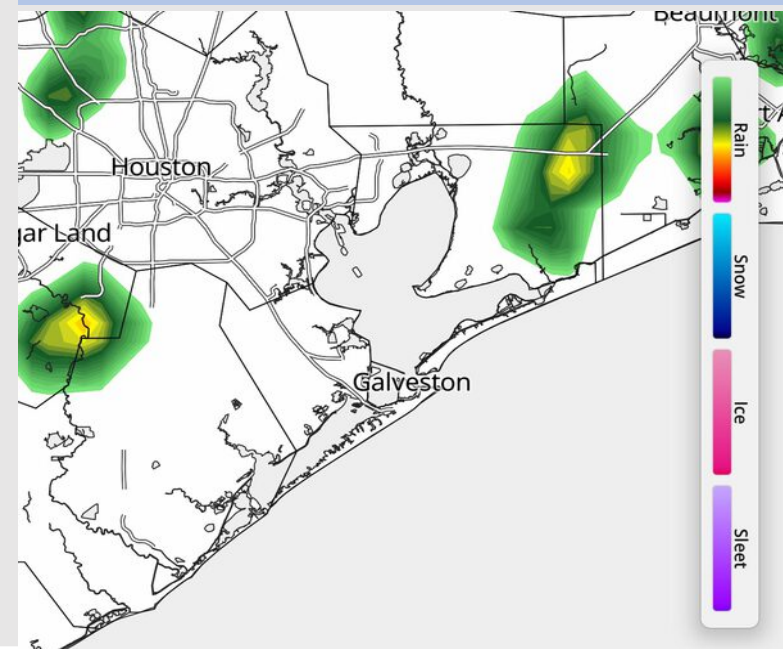
Precip: Hit/miss showers possible for all Stations between 3 – 7 PM.

Wind: Winds will be variable through 1 PM before settling out of the S/SE for the remainder of the day. **N of Morgan's Point:** Winds will be at 2 – 7 kts. **S of Morgan's Point:** Winds will be at 4 – 9 kts.

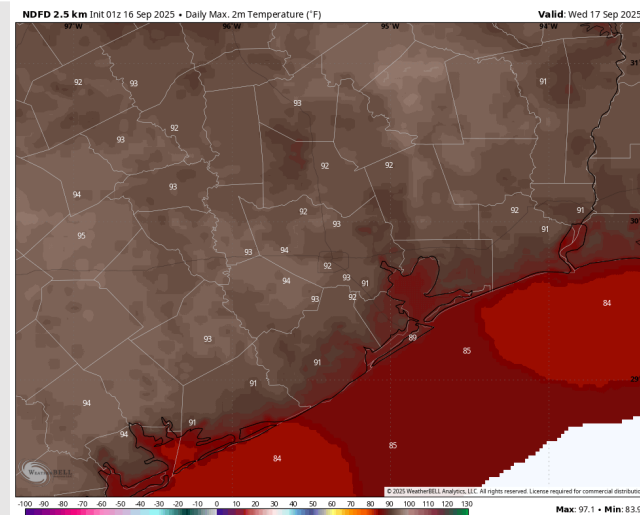
High Temps: **N of Morgan's Point:** Low 90s F. **S of Morgan's Point:** Upper 80s F.

Visibility: No visibility concerns Wednesday.

Precip Image: 5 PM CT



Wind Speed:
6 PM CT



High Temps
Wednesday

Houston Pilots: THU. 9/18/2025

Forecast Discussion

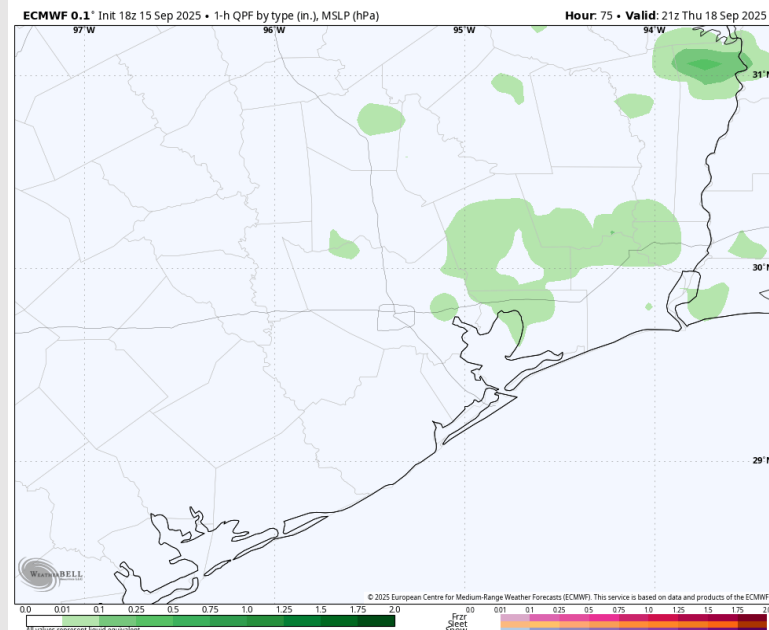
Precip: Hit/miss light showers in play for all Stations between 2 – 6 PM.

Wind: Winds will be out of the ESE for Thursday. **N of Morgan's Point:** Winds will be at 2 – 7 kts. **S of Morgan's Point:** Winds will be at 4 – 9 kts through 3 PM before increasing to 6 – 11 kts.

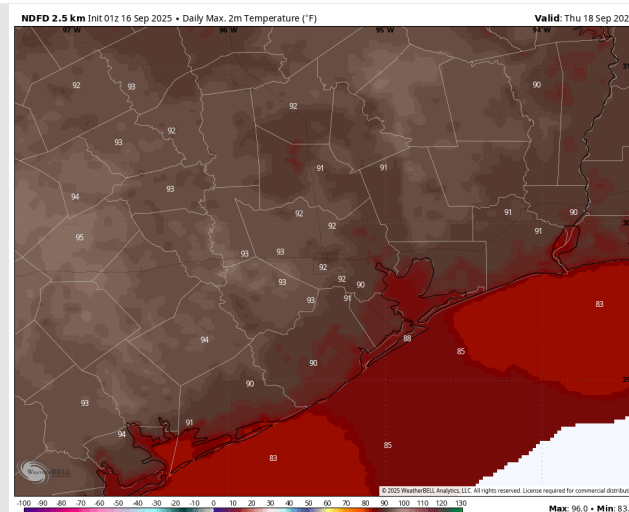
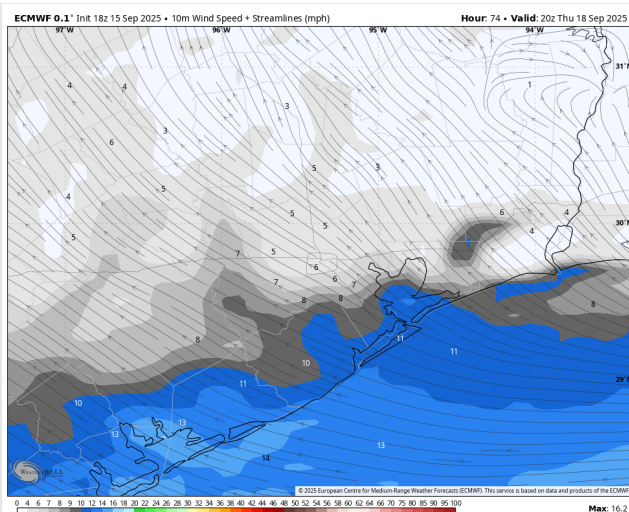
High Temps: **N of Morgan's Point:** Low 90s F. **S of Morgan's Point:** Upper 80s F.

Visibility: No visibility concerns Thursday.

Precip Image: 4 PM CT



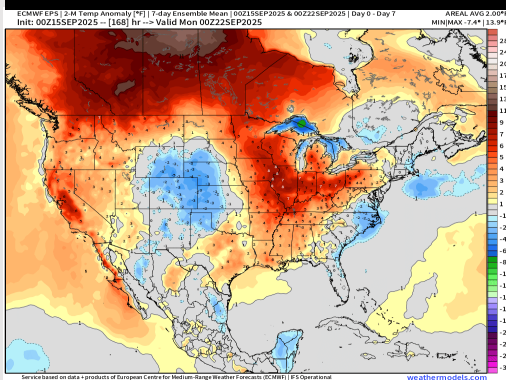
Wind Speed:
3 PM CT



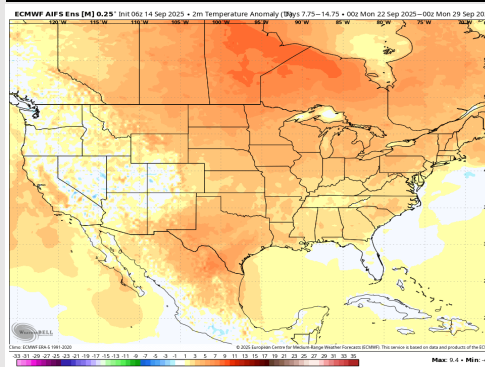
High Temps
Thursday

Houston Pilots: 9/16/25

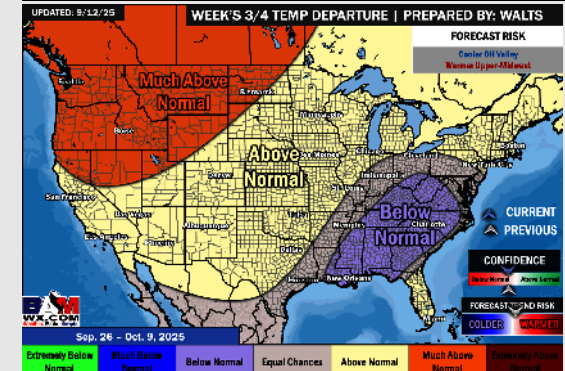
Next 7 Day Temperature Departure



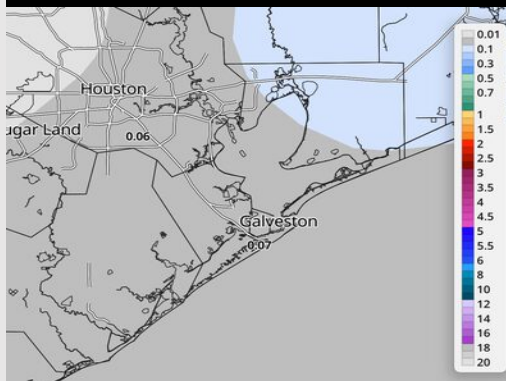
8-14 Day Temperature Departure



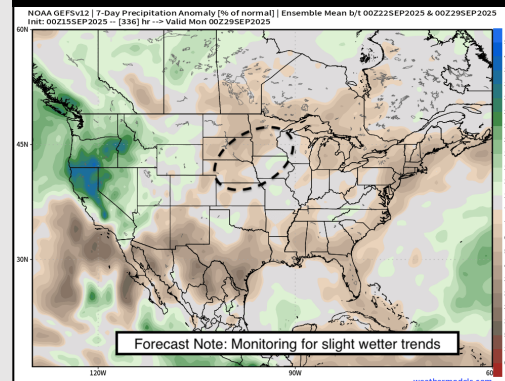
15-30 Day Temperature Departure



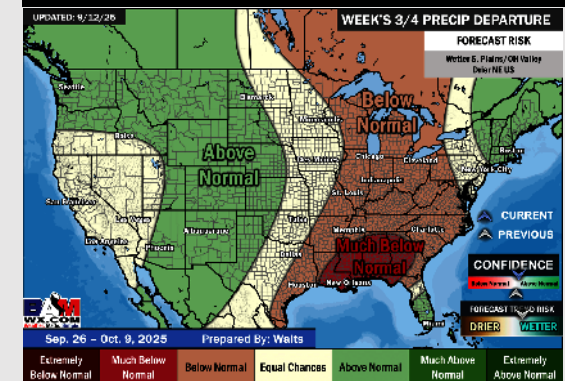
Next 7 Day Total Precipitation



8-14 Day % of Average Precip.



15-30 Day % of Average Precip.



- Temps are expected to be above normal for the next 7 days and favoring a mostly dry weekend ahead outside of a few isolated showers.
- Above normal temperatures and below normal rain chances are favored for days 8 – 14.
- Near normal temperatures are favored for late September/early October with below normal rainfall chances.