

# Houston Pilots Forecast Package



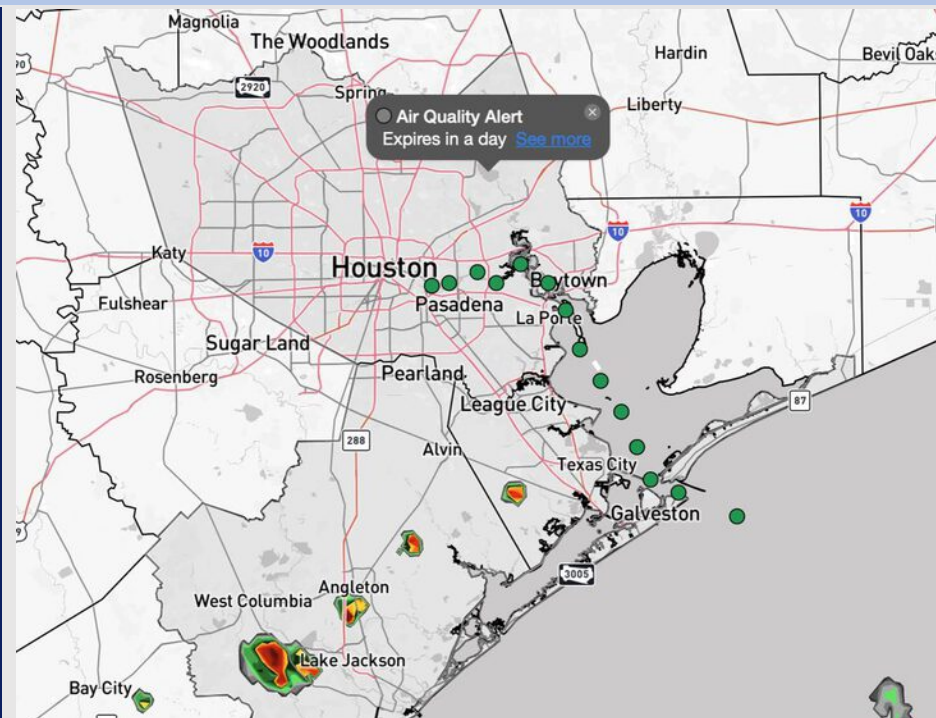
Updated: 1:05 PM CT

Sunday, September 14, 2025

Forecaster: Hope Kleitsch

## Weather Headlines

- Hit/miss showers in play through 8PM today.
- Calm winds anticipated over the next 72 hours.
- No tropical activity is favored the next 7-10 days.



Current Radar: 1:00 PM CT

As always, please do not hesitate to reach out to us with any forecast questions at [\(317\)-560-8122](tel:317-560-8122). Press 1 for forecast questions.

You can also access real-time forecast updates and 24/7 meteorological chat assistance on your [Clarity](#) app. Click [here](#) for login assistance.

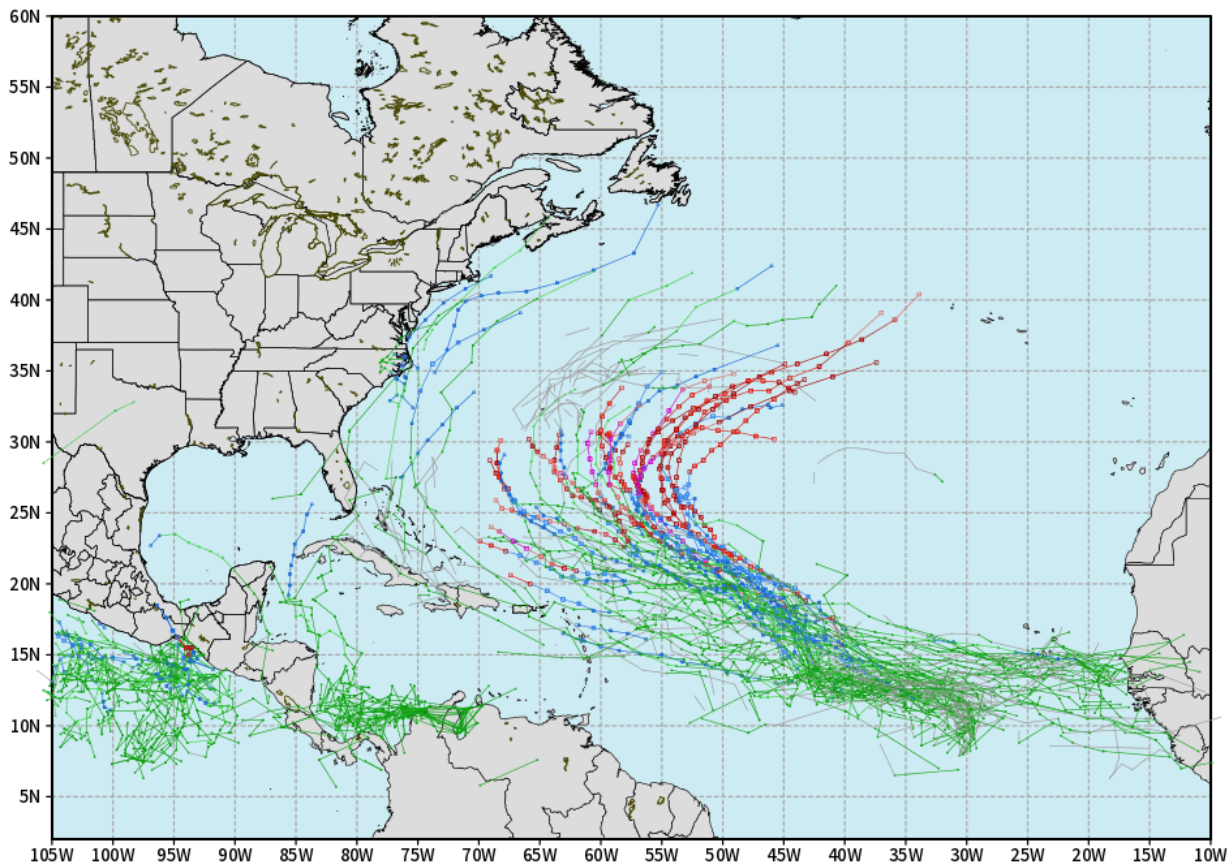


# Houston Pilots Tropical Update

## 10-Day Tropical Outlook

ECMWF ATLANTIC EPS Cyclone Locations --> Next [10-days]  
INIT: 00Z14SEP2025 --> UNTIL 00Z24SEP2025

o-o ENSEMBLE MEAN  
o-o 1000 - 1010 hPa  
o-o 980 - 999 hPa  
o-o 960 - 979 hPa  
o-o 950 - 959 hPa  
o-o < 950 hPa



[weathermodels.com](http://weathermodels.com)

No tropical development favored in the Gulf over the next 7-10 days.

We're watching for potential development in the Atlantic by the end of next week. Current favored track is to stay off the US East Coast.

# Houston Pilots Visibility Chart (miles)



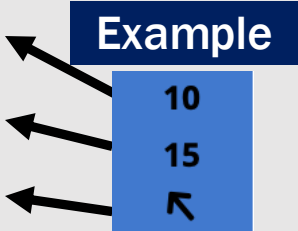
Visibility	Sun 3 pm	Sun 4 pm	Sun 5 pm	Sun 6 pm	Sun 7 pm	Sun 8 pm	Sun 9 pm	Sun 10 pm	Sun 11 pm	Mon 12 am	Mon 1 am	Mon 2 am	Mon 3 am	Mon 4 am	Mon 5 am	Mon 6 am	Mon 7 am	Mon 8 am	Mon 9 am	Mon 10 am	Mon 11 am	Mon 12 pm	Mon 1 pm	Mon 2 pm
Houston Pilots N - 610 Bridge	10	10	10	10	10	10	10	10	10	10	10	10	10	10	10	10	10	10	10	10	10	10	10	10
Houston Pilots M - Kinder 1	10	10	10	10	10	10	10	10	10	10	10	10	10	10	10	10	10	9	10	10	10	10	10	10
Houston Pilots L - Greens Bayou	10	10	10	10	10	10	10	10	10	10	10	10	10	10	10	10	10	9	10	10	10	10	10	10
Houston Pilots K - Shell Crude	10	10	10	10	10	10	10	10	10	10	10	10	10	10	10	10	10	9	10	10	10	10	10	10
Houston Pilots J - Lynchburg Ferries	10	10	10	10	10	10	10	10	10	10	10	10	10	10	10	10	10	9	10	10	10	10	10	10
Houston Pilots I - Exxon 3	10	10	10	10	10	10	10	10	10	10	10	10	10	10	10	10	10	9	10	10	10	10	10	10
Houston Pilots H - Morgans Point	10	10	10	10	10	10	10	10	10	10	10	10	10	10	10	10	10	9	10	10	10	10	10	10
Houston Pilots G - 75/76	10	10	10	10	10	10	10	10	10	10	10	10	10	10	10	10	10	10	10	10	10	10	10	10
Houston Pilots F - 63/64	10	10	10	10	10	10	10	10	10	10	10	10	10	10	10	10	10	10	10	10	10	10	10	10
Houston Pilots E - 51/52	10	10	10	10	10	10	10	10	10	10	10	10	10	10	10	10	10	10	10	10	10	10	10	10
Houston Pilots D - 37/38	10	10	10	10	10	10	10	10	10	10	10	10	10	10	10	10	10	10	10	10	10	10	10	10
Houston Pilots C - 25/26	10	10	10	10	10	10	10	10	10	10	10	10	10	10	10	10	10	10	10	10	10	10	10	10
Houston Pilots B - 11/12	10	10	10	10	10	10	10	10	10	10	10	10	10	10	10	10	10	10	10	10	10	10	10	10
Houston Pilots A - 1 & 2 Bravo	10	10	10	10	10	10	10	10	10	10	10	10	10	10	10	10	10	10	10	10	10	10	10	10

**NOTE:** This is automated data that may/may not agree with the official BAM thinking that's found on the daily slides or special visibility report slides. This data should be used as a guide only

# Houston Pilots Wind Chart



Sustained Wind 10 Knots  
Gusts 15 Knots  
Wind from the SE



Wind	Sun 3 pm	Sun 4 pm	Sun 5 pm	Sun 6 pm	Sun 7 pm	Sun 8 pm	Sun 9 pm	Sun 10 pm	Sun 11 pm	Mon 12 am	Mon 1 am	Mon 2 am	Mon 3 am	Mon 4 am	Mon 5 am	Mon 6 am	Mon 7 am	Mon 8 am	Mon 9 am	Mon 10 am	Mon 11 am	Mon 12 pm	Mon 1 pm	Mon 2 pm
Houston Pilots N - 610 Bridge	3 9 ↖	5 10 ↖	6 12 ↖	6 13 ↖	6 13 ↖	6 13 ↑	6 10 ↑	5 9 ↑	3 9 ↑	3 7 ↑	3 6 ↑	2 7 ↑	2 5 ↑	1 5 ↑	1 5 ↘	1 5 ↓	1 3 ↓	1 5 ↓	1 5 ↖	2 6 ↖	3 7 ↖	3 9 ↖	5 10 ↖	6 12 ↖
Houston Pilots M - Kinder 1	3 9 ↖	5 10 ↖	6 12 ↖	6 13 ↖	6 13 ↑	6 13 ↑	6 10 ↑	5 9 ↑	3 9 ↑	3 7 ↑	3 6 ↑	2 7 ↑	2 5 ↑	1 5 ↑	1 5 ↘	1 3 ↓	1 3 ↓	1 3 ↓	1 5 ↖	2 6 ↖	3 7 ↖	5 9 ↖	5 10 ↖	6 12 ↖
Houston Pilots L - Greens Bayou	3 9 ↖	5 10 ↖	6 12 ↖	6 13 ↖	6 13 ↑	6 13 ↑	6 10 ↑	5 9 ↑	3 9 ↑	3 7 ↑	3 6 ↑	2 7 ↑	2 5 ↑	1 5 ↑	1 5 ↘	1 3 ↓	1 3 ↓	1 3 ↓	1 5 ↖	2 6 ↖	3 7 ↖	3 8 ↖	5 9 ↖	6 12 ↖
Houston Pilots K - Shell Crude	5 9 ↖	5 10 ↖	6 12 ↖	6 13 ↖	6 13 ↑	6 13 ↑	6 10 ↑	5 9 ↑	3 9 ↑	3 7 ↑	3 6 ↑	2 7 ↑	2 5 ↑	1 5 ↑	1 5 ↘	1 3 ↓	1 3 ↓	1 3 ↓	1 5 ↖	2 6 ↖	3 7 ↖	3 8 ↖	5 9 ↖	6 12 ↖
Houston Pilots J - Lynchburg Ferries	3 9 ↖	5 10 ↖	6 12 ↖	6 12 ↖	6 13 ↑	6 13 ↑	6 10 ↑	5 9 ↑	3 9 ↑	3 7 ↑	2 6 ↑	2 6 ↑	1 5 ↑	1 5 ↑	1 3 ↘	1 3 ↓	1 3 ↓	1 3 ↓	1 3 ↖	1 5 ↖	2 6 ↖	3 8 ↖	5 9 ↖	6 10 ↖
Houston Pilots I - Exxon 3	6 12 ↖	7 13 ↖	8 13 ↖	8 13 ↑	9 13 ↑	10 15 ↑	9 13 ↑	8 12 ↑	8 12 ↑	7 10 ↑	6 9 ↑	6 8 ↑	6 7 ↑	5 7 ↑	5 7 ↘	3 6 ↑	3 6 ↓	3 6 ↖	3 6 ↖	3 7 ↖	5 8 ↖	6 9 ↖	6 10 ↖	8 13 ↖
Houston Pilots H - Morgans Point	6 12 ↖	8 13 ↖	8 13 ↑	8 13 ↑	9 13 ↑	10 15 ↑	9 13 ↑	8 12 ↑	8 12 ↑	7 10 ↑	6 9 ↑	6 8 ↑	6 8 ↑	5 7 ↑	5 7 ↘	3 6 ↑	3 6 ↓	3 6 ↖	3 6 ↖	3 7 ↖	5 8 ↖	6 9 ↖	6 10 ↖	8 13 ↖
Houston Pilots G - 75/76	6 10 ↖	7 13 ↖	8 13 ↑	8 14 ↑	9 14 ↑	10 15 ↑	9 14 ↑	9 13 ↑	8 13 ↑	8 12 ↑	8 12 ↑	7 10 ↑	7 9 ↑	6 8 ↑	6 7 ↑	5 7 ↑	5 7 ↑	3 7 ↖	5 7 ↖	5 7 ↖	6 9 ↖	6 9 ↖	6 10 ↖	7 12 ↖
Houston Pilots F - 63/64	5 10 ↖	6 13 ↖	8 13 ↑	8 14 ↑	9 14 ↑	9 15 ↑	9 14 ↑	8 13 ↑	8 13 ↑	8 12 ↑	8 12 ↑	7 10 ↑	7 9 ↑	6 8 ↑	6 8 ↑	6 7 ↑	5 7 ↑	5 7 ↖	5 7 ↖	5 7 ↖	6 9 ↖	6 9 ↖	6 10 ↖	6 12 ↖
Houston Pilots E - 51/52	5 10 ↖	6 12 ↖	7 13 ↑	8 13 ↑	9 14 ↑	9 15 ↑	9 13 ↑	8 13 ↑	8 13 ↑	8 12 ↑	8 12 ↑	8 10 ↑	7 10 ↑	7 9 ↑	6 9 ↑	6 8 ↑	5 7 ↑	5 7 ↖	5 7 ↖	5 7 ↖	6 8 ↖	6 9 ↖	6 10 ↖	7 12 ↖
Houston Pilots D - 37/38	5 10 ↖	6 12 ↖	7 13 ↑	8 13 ↑	8 13 ↑	9 15 ↑	9 13 ↑	9 13 ↑	9 13 ↑	8 12 ↑	8 12 ↑	8 12 ↑	8 10 ↑	7 10 ↑	6 9 ↑	6 8 ↑	6 7 ↑	5 7 ↖	5 7 ↖	6 7 ↖	6 8 ↖	6 9 ↖	6 10 ↖	7 12 ↖
Houston Pilots C - 25/26	5 9 ↖	6 10 ↖	7 13 ↑	8 13 ↑	8 13 ↑	9 14 ↑	8 13 ↑	8 13 ↑	8 13 ↑	8 12 ↑	8 12 ↑	8 12 ↑	7 10 ↑	7 10 ↑	6 9 ↑	6 8 ↑	6 8 ↑	5 7 ↖	6 7 ↖	6 7 ↖	6 8 ↖	6 9 ↖	6 10 ↖	7 12 ↖
Houston Pilots B - 11/12	5 10 ↖	6 12 ↖	6 13 ↑	7 13 ↑	8 13 ↑	8 14 ↑	8 13 ↑	8 13 ↑	8 13 ↑	7 12 ↑	7 12 ↑	7 12 ↑	6 12 ↑	6 10 ↑	6 9 ↑	6 9 ↑	5 8 ↑	5 8 ↑	5 7 ↖	6 8 ↖	6 8 ↖	6 9 ↖	6 10 ↖	7 12 ↖
Houston Pilots A - 1 & 2 Bravo	5 9 ↖	6 10 ↖	7 13 ↑	8 13 ↑	8 13 ↑	8 14 ↑	9 14 ↑	9 14 ↑	9 13 ↑	9 14 ↑	9 14 ↑	9 14 ↑	8 13 ↑	8 13 ↑	8 10 ↑	7 10 ↑	6 9 ↑	6 8 ↑	6 8 ↑	6 9 ↖	6 10 ↖	6 10 ↖	6 12 ↖	7 12 ↖

NOTE: This is automated data that may/may not agree with the official BAM thinking that's found on the daily slides.  
This data should be used as a guide only.



# Houston Pilots: SUN. 9/14/2025

## Forecast Discussion

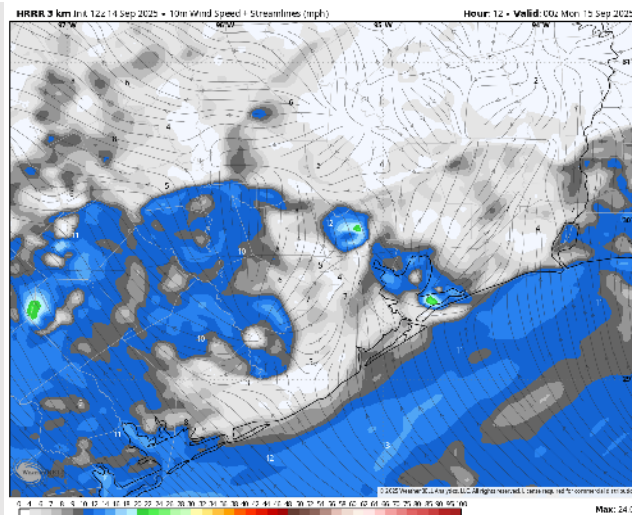
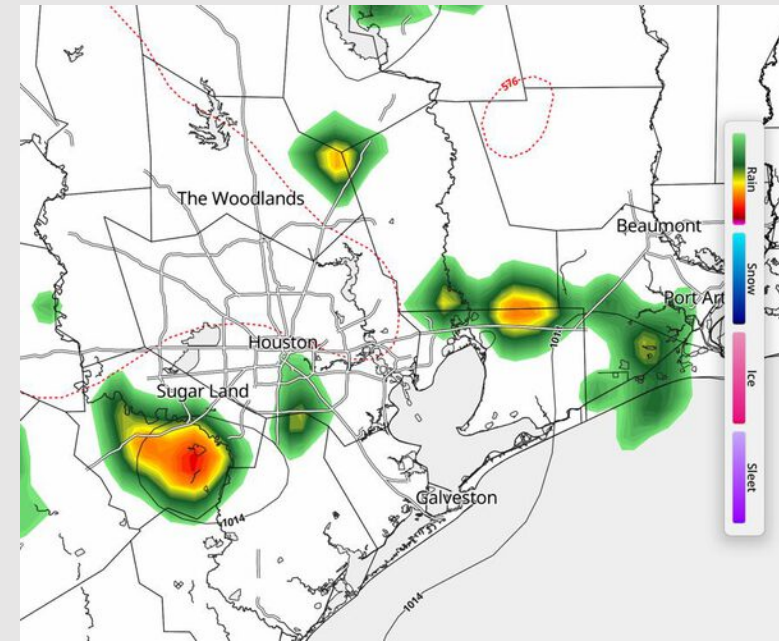
**Precip:** Hit/miss showers possible for all Stations through 8PM today.

**Wind:** Winds will be generally out of the S/SE for the remainder of the day. **N of Morgan's Point:** Winds will be at 3 – 8 kts. **S of Morgan's Point:** Winds will be at 4 – 9 kts.

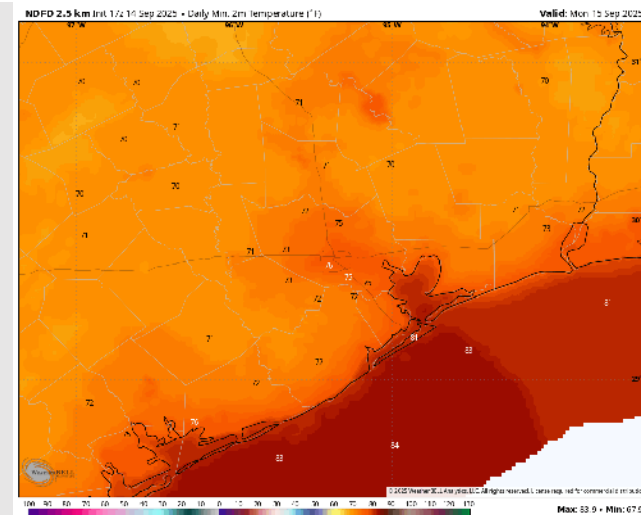
**Low Temps:** **N of Morgan's Point:** Mid 70s F. **S of Morgan's Point:** Near 80 F.

**Visibility:** No visibility concerns today.

## Precip Image: 5 PM CT



Wind Speed:  
7 PM CT



Low Temps  
MON AM

# Houston Pilots: MON. 9/15/2025

## Forecast Discussion

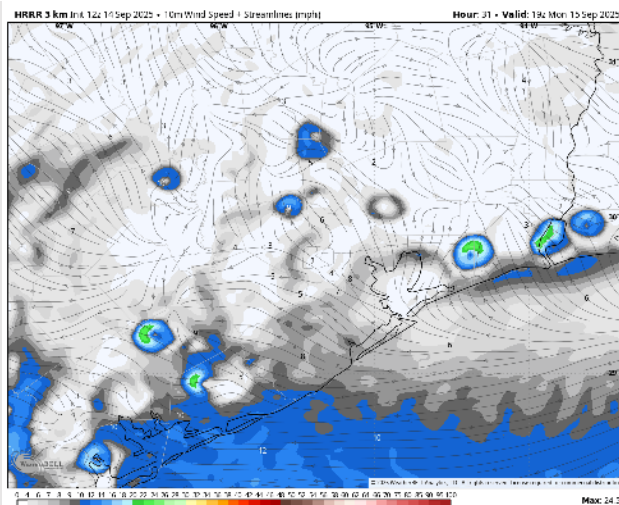
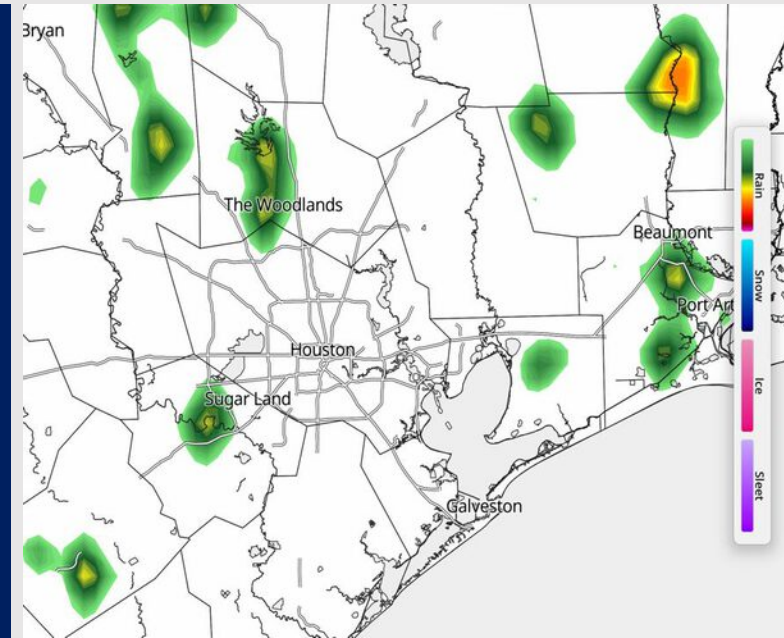
**Precip:** An isolated shower will be possible for Stations N. of Morgan's Point from 3PM to 6Pm, however, most activity is anticipated to stay north of all Stations.

**Wind:** Winds will be out of the SE Monday. **N of Morgan's Point:** Winds will be at 2 – 7 kts. **S of Morgan's Point:** Winds will be at 4 – 9 kts.

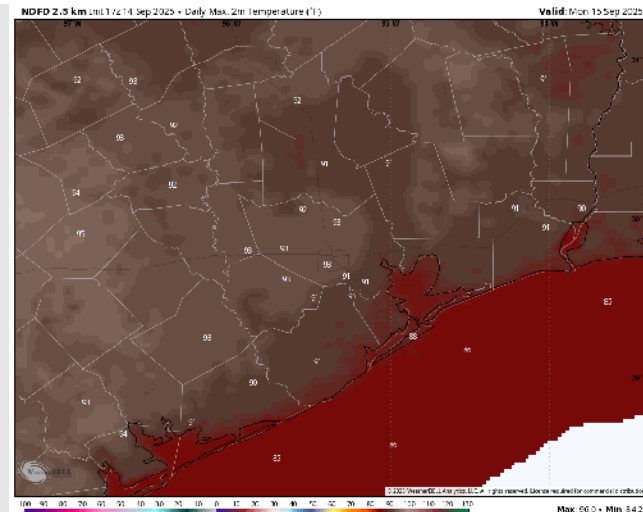
**High Temps:** **N of Morgan's Point:** Low 90s F. **S of Morgan's Point:** High 80s F.

**Visibility:** No visibility concerns Monday.

## Precip Image: 3 PM CT



Wind Speed:  
2 PM CT



High Temps  
Monday

# Houston Pilots: TUE. 9/16/2025

## Forecast Discussion

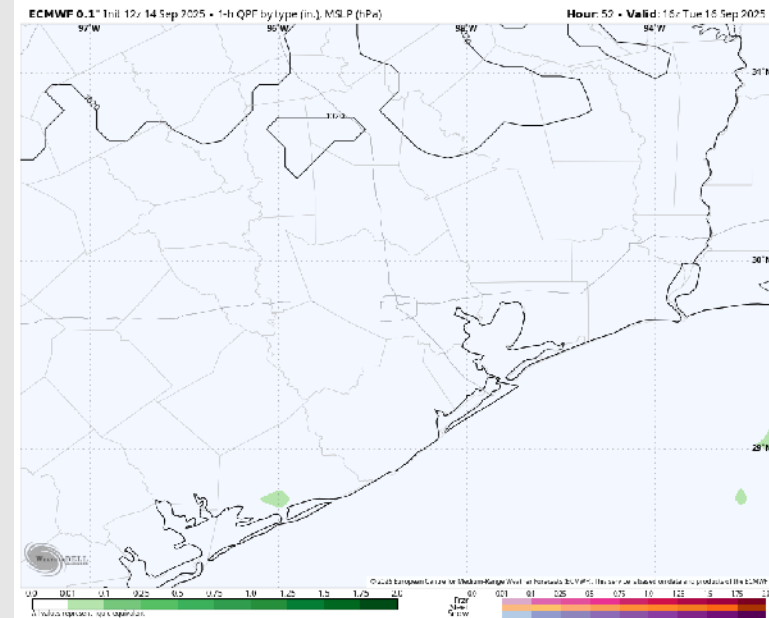
**Precip:** Favoring dry conditions for Tuesday.

**Wind:** Winds will shift clockwise through 5 PM before settling to be out of the SE. **N of Morgan's Point:** Winds will be at 2 – 7 kts. **S of Morgan's Point:** Winds will be at 4 – 9 kts.

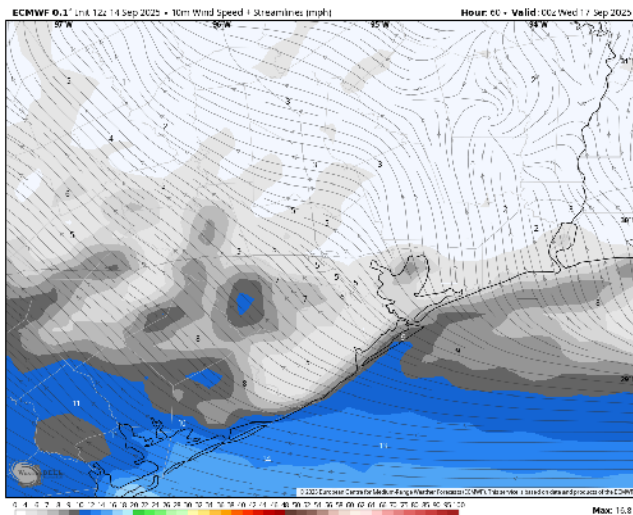
**High Temps:** **N of Morgan's Point:** Low 90s F. **S of Morgan's Point:** Upper 80s F.

**Visibility:** No visibility concerns Tuesday.

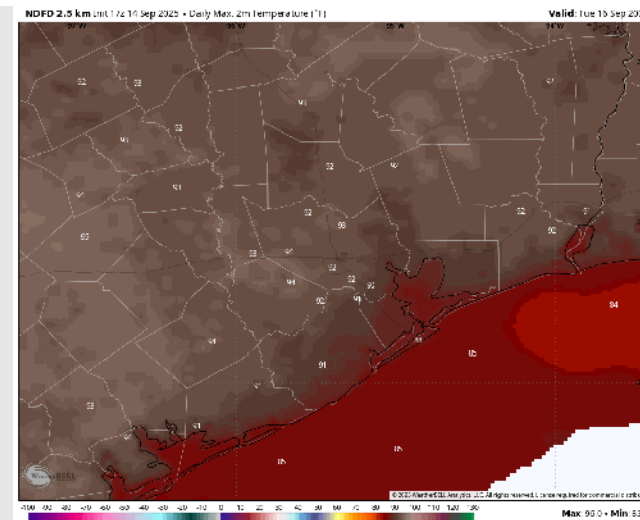
## Precip Image: 11 AM CT



**Wind Speed:**  
7 PM CT



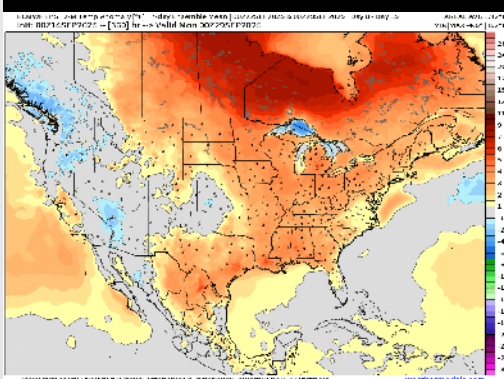
**High Temps**  
**Tuesday**



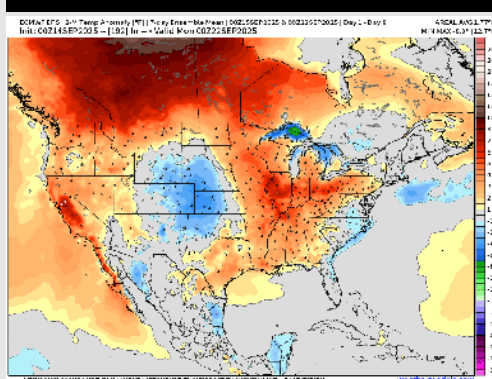


# Houston Pilots: 9/14/25

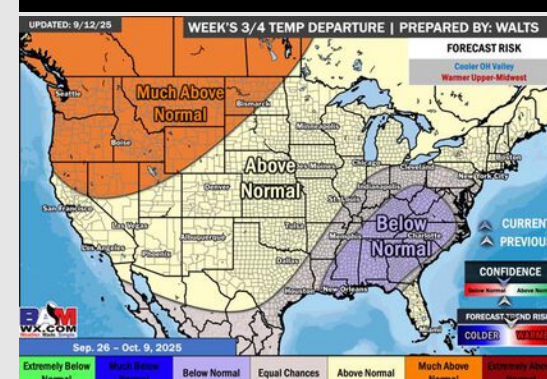
## Next 7 Day Temperature Departure



## 8-14 Day Temperature Departure



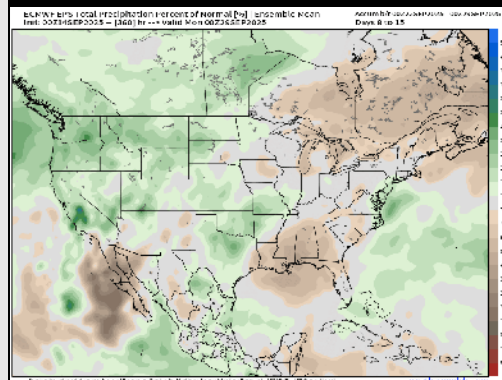
## 15-30 Day Temperature Departure



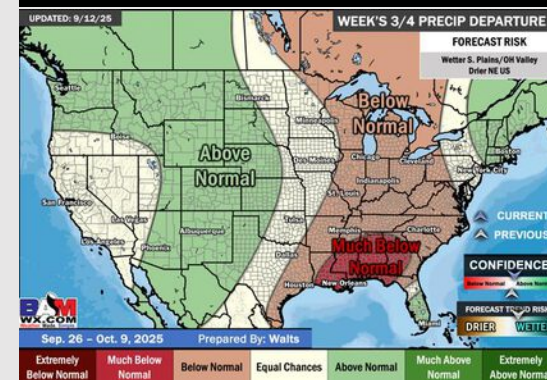
## Next 7 Day Total Precipitation



## 8-14 Day % of Average Precip.



## 15-30 Day % of Average Precip.



- Temps are expected to be above normal for the next 7 days and favoring a mostly dry weekend ahead outside of a few isolated showers.
- Above normal temperatures and below normal rain chances are favored for days 8 – 14.
- Near normal temperatures are favored for late September/early October with below normal rainfall chances.