

Houston Pilots Forecast Package



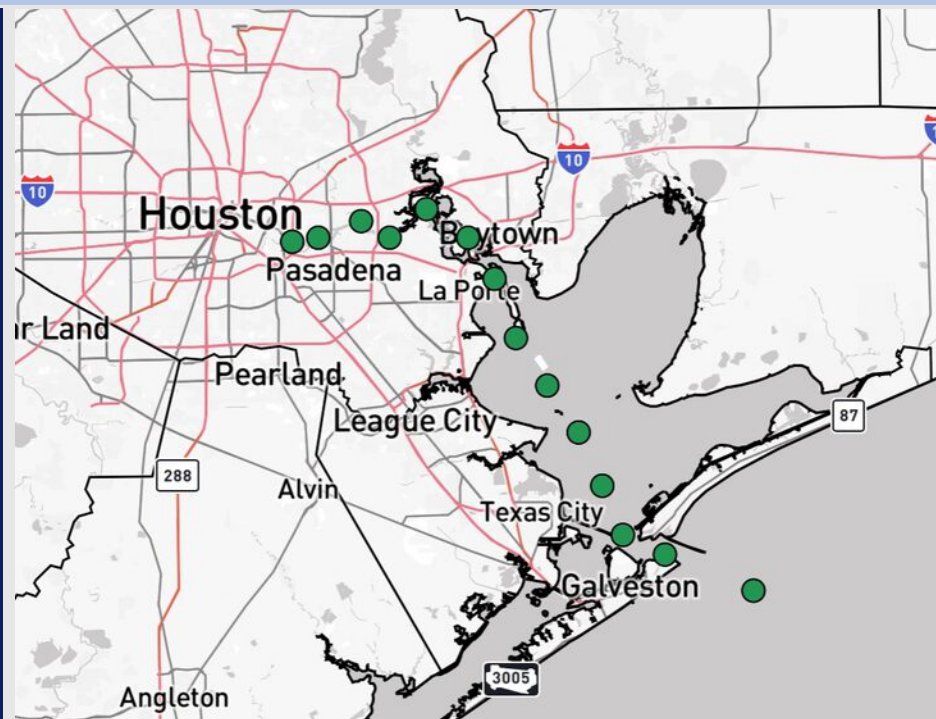
Updated: 9:00 PM CT

Saturday, September 13, 2025

Forecaster: Tyler Riggles

Weather Headlines

- Hit/miss showers in play from 12PM – 8PM today.
- Dry conditions favored for Monday and Tuesday.
- No tropical activity is favored the next 7-10 days.



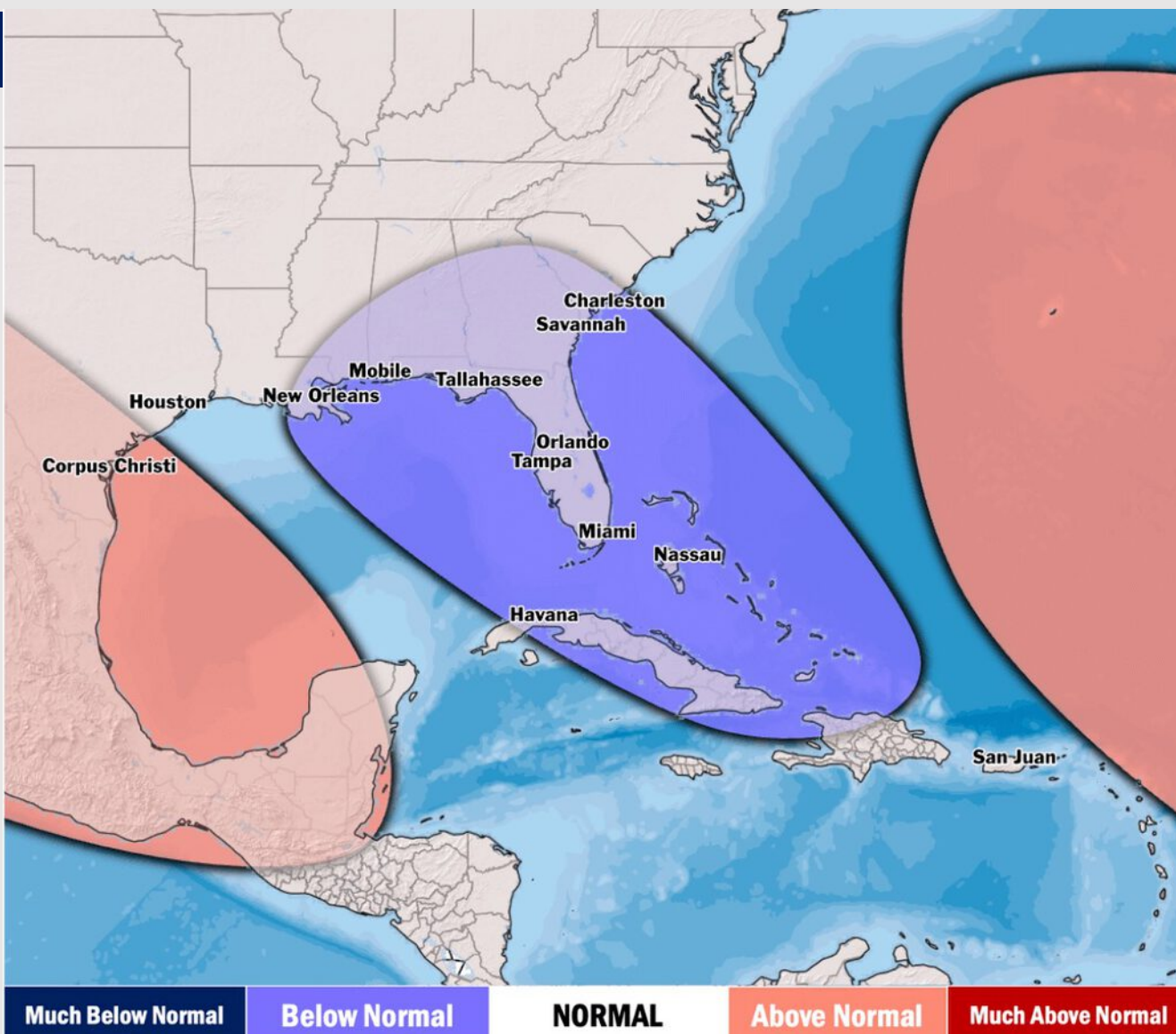
Current Radar: 8:49 PM CT

As always, please do not hesitate to reach out to us with any forecast questions at [\(317\)-560-8122](tel:317-560-8122). Press 1 for forecast questions.

You can also access real-time forecast updates and 24/7 meteorological chat assistance on your [Clarity](#) app. Click [here](#) for login assistance.



Houston Pilots Tropical Update



No tropical development favored in the Gulf over the next 7-10 days.

Tropical development may become more favorable from September 16 – 30, although confidence is rather low.

Houston Pilots Visibility Chart (miles)



Visibility	Sat 10 pm	Sat 11 pm	Sun 12 am	Sun 1 am	Sun 2 am	Sun 3 am	Sun 4 am	Sun 5 am	Sun 6 am	Sun 7 am	Sun 8 am	Sun 9 am	Sun 10 am	Sun 11 am	Sun 12 pm	Sun 1 pm	Sun 2 pm	Sun 3 pm	Sun 4 pm	Sun 5 pm	Sun 6 pm	Sun 7 pm	Sun 8 pm	Sun 9 pm
Houston Pilots N - 610 Bridge	10	10	10	10	10	10	10	10	10	10	10	10	10	10	10	10	10	10	10	10	10	10	10	10
Houston Pilots M - Kinder 1	10	10	10	10	10	10	10	10	10	10	10	10	10	10	10	10	10	10	10	10	10	10	10	10
Houston Pilots L - Greens Bayou	10	10	10	10	10	10	10	10	10	10	10	10	10	10	10	10	10	10	10	10	10	10	10	10
Houston Pilots K - Shell Crude	10	10	10	10	10	10	10	10	10	10	10	10	10	10	10	10	10	10	10	10	10	10	10	10
Houston Pilots J - Lynchburg Ferries	10	10	10	10	10	10	10	10	10	10	10	10	10	10	10	10	10	10	10	10	10	10	10	10
Houston Pilots I - Exxon 3	10	10	10	10	10	10	10	10	10	10	10	10	10	10	10	10	10	10	10	10	10	10	10	10
Houston Pilots H - Morgans Point	10	10	10	10	10	10	10	10	10	10	10	10	10	10	10	10	10	10	10	10	10	10	10	10
Houston Pilots G - 75/76	10	10	10	10	10	10	10	10	10	10	10	10	10	10	10	10	10	10	10	10	10	10	10	10
Houston Pilots F - 63/64	10	10	10	10	10	10	10	10	10	10	10	10	10	10	10	10	10	10	10	10	10	10	10	10
Houston Pilots E - 51/52	10	10	10	10	10	10	10	10	10	10	10	10	10	10	10	10	10	10	10	10	10	10	10	10
Houston Pilots D - 37/38	10	10	10	10	10	10	10	10	10	10	10	10	10	10	10	10	10	10	10	10	10	10	10	10
Houston Pilots C - 25/26	10	10	10	10	10	10	10	10	10	10	10	10	10	10	10	10	10	10	10	10	10	10	10	10
Houston Pilots B - 11/12	10	10	10	10	10	10	10	10	10	10	10	10	10	10	10	10	10	10	10	10	10	10	10	10
Houston Pilots A - 1 & 2 Bravo	10	10	10	10	10	10	10	10	10	10	10	10	10	10	10	10	10	10	10	10	10	10	10	10

NOTE: This is automated data that may/may not agree with the official BAM thinking that's found on the daily slides or special visibility report slides. This data should be used as a guide only

Houston Pilots Wind Chart



Forecast Confidence

Above Normal

Below Normal

Sustained Wind 10 Knots

Gusts 15 Knots

Wind from the SE

Example

10

15

↖

Wind	Sat 10 pm	Sat 11 pm	Sun 12 am	Sun 1 am	Sun 2 am	Sun 3 am	Sun 4 am	Sun 5 am	Sun 6 am	Sun 7 am	Sun 8 am	Sun 9 am	Sun 10 am	Sun 11 am	Sun 12 pm	Sun 1 pm	Sun 2 pm	Sun 3 pm	Sun 4 pm	Sun 5 pm	Sun 6 pm	Sun 7 pm	Sun 8 pm	Sun 9 pm
Houston Pilots N - 610 Bridge	5	3	3	3	3	2	1	1	1	1	1	1	1	2	3	5	6	6	6	7	7	8	8	6
	9	8	7	7	7	6	5	5	3	3	3	3	5	6	8	9	12	12	13	14	15	14	15	13
	↑	↑	↗	↗	↗	↗	↘	↗	↗	↗	↘	↘	↘	→	↖	←	↖	↖	↖	↖	↖	↖	↖	↖
Houston Pilots M - Kinder 1	5	3	3	3	2	2	1	1	1	1	1	1	1	2	3	5	6	6	6	7	7	8	8	6
	9	8	7	7	6	6	5	5	3	3	3	3	5	6	8	9	12	12	13	14	15	14	15	13
	↑	↑	↗	↗	↗	↗	↘	↗	↗	→	↘	↘	↘	→	↖	←	↖	↖	↖	↖	↖	↖	↖	↖
Houston Pilots L - Greens Bayou	5	3	3	3	2	2	1	1	1	1	1	1	1	2	3	5	5	6	6	7	7	8	7	6
	9	8	7	7	6	5	5	5	3	3	3	3	5	6	8	9	10	12	13	14	14	14	14	12
	↑	↑	↗	↗	↗	↗	↘	↗	↗	→	↘	↘	↘	↘	←	↖	↖	↖	↖	↖	↖	↖	↖	↖
Houston Pilots K - Shell Crude	3	3	3	2	2	2	1	1	1	1	1	1	1	2	3	5	6	6	6	7	7	8	7	6
	9	8	7	7	6	5	5	5	3	3	3	3	5	6	7	9	10	12	13	14	14	14	14	12
	↑	↗	↗	↗	↗	↗	↘	↗	→	→	↘	↘	↘	↘	←	←	↖	↖	↖	↖	↖	↖	↖	↖
Houston Pilots J - Lynchburg Ferries	3	3	2	2	2	1	1	1	1	1	1	1	1	2	3	3	5	6	6	7	7	7	7	6
	9	8	7	6	6	5	5	3	3	2	3	3	3	6	8	9	10	10	13	13	14	13	14	12
	↑	↑	↗	↗	↗	↗	↘	↗	→	→	↘	↘	↘	↘	↖	↖	↖	↖	↖	↖	↖	↖	↖	↖
Houston Pilots I - Exxon 3	7	7	6	6	6	5	5	3	3	3	3	3	3	3	5	6	7	8	8	10	10	10	10	10
	10	9	8	8	8	7	7	7	6	6	6	6	6	7	8	9	13	13	15	15	15	15	15	14
	↑	↑	↗	↗	↗	↗	↗	↗	↗	↗	→	↘	↘	↖	↖	↖	↖	↖	↖	↖	↖	↖	↖	↖
Houston Pilots H - Morgans Point	7	6	6	6	6	5	3	3	3	3	3	3	3	3	5	6	7	8	9	10	10	10	10	10
	9	9	8	8	8	7	7	7	6	6	6	6	7	7	8	9	13	13	15	15	15	15	15	14
	↑	↗	↗	↗	↗	↗	↘	↘	↘	↘	↘	↘	↘	↘	↖	↖	↖	↖	↖	↖	↖	↖	↖	↖
Houston Pilots G - 75/76	8	7	7	6	6	6	6	5	5	3	3	3	5	5	5	6	6	8	8	10	10	10	10	10
	10	9	9	9	8	8	7	7	7	7	7	7	7	8	9	9	12	13	15	16	15	16	15	15
	↑	↗	↗	↗	↗	↗	↗	↘	↘	→	→	→	→	←	↖	↖	↖	↖	↖	↖	↖	↖	↖	↖
Houston Pilots F - 63/64	7	7	6	6	6	6	6	5	5	3	3	3	5	5	5	5	6	7	8	9	9	10	10	10
	9	9	9	8	8	8	7	7	7	7	7	7	7	8	9	9	12	12	15	16	15	15	15	15
	↑	↗	↗	↗	↗	↗	↗	↘	↘	→	→	↘	↘	↖	↖	↖	↖	↖	↖	↖	↖	↖	↖	↖
Houston Pilots E - 51/52	6	6	6	6	6	6	6	5	5	3	3	3	5	5	5	6	6	7	8	8	9	10	10	10
	9	9	8	8	8	8	7	7	7	7	7	7	7	8	9	9	12	12	14	15	15	15	15	14
	↑	↗	↗	↗	↗	↗	↗	↘	↘	→	→	↘	↘	↖	↖	←	←	↖	↖	↖	↖	↖	↖	↖
Houston Pilots D - 37/38	6	6	6	6	6	6	6	5	3	3	3	3	5	5	5	6	6	6	8	8	9	9	10	10
	9	9	8	8	8	8	7	7	7	7	7	7	7	8	9	9	12	12	14	15	15	15	15	14
	↑	↗	↗	↗	↗	↗	↗	↘	↘	→	→	↘	↘	↖	↖	←	←	↖	↖	↖	↖	↖	↖	↖
Houston Pilots C - 25/26	6	6	6	6	6	6	6	5	5	3	3	5	5	6	6	6	6	6	7	8	8	9	9	9
	9	9	8	8	8	8	7	7	7	7	7	7	7	9	9	9	12	12	13	14	15	14	15	14
	↑	↗	↗	↗	↗	↗	↗	↘	↘	→	→	↘	↘	↖	↖	↖	←	↖	↖	↖	↖	↖	↖	↖
Houston Pilots B - 11/12	6	6	5	5	5	5	3	3	3	3	3	3	3	5	6	6	6	6	7	8	8	8	8	8
	9	9	8	8	8	8	7	7	7	7	7	7	7	9	9	9	12	12	13	14	15	14	15	14
	↑	↗	↗	↗	↗	↗	↗	↘	↘	→	→	↘	↘	↖	↖	↖	↖	↖	↖	↖	↖	↖	↖	↖
Houston Pilots A - 1 & 2 Bravo	6	6	6	6	6	6	6	6	5	5	5	5	5	6	5	6	6	6	6	8	8	9	9	10
	9	9	9	9	9	8	8	8	7	7	7	7	8	9	9	9	10	10	13	14	15	15	15	15
	↑	↑	↗	↗	↗	↗	↗	↗	↗	↗	↗	↘	↖	↖	↖	←	←	↖	↖	↖	↖	↖	↖	↖

NOTE: This is automated data that may/may not agree with the official BAM thinking that's found on the daily slides.
This data should be used as a guide only.

Houston Pilots: SUN. 9/14/2025

Forecast Discussion

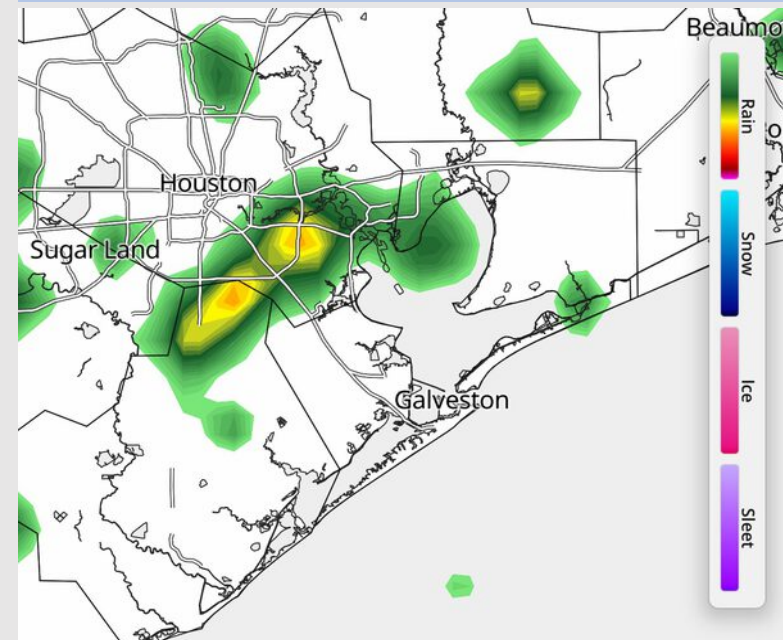
Precip: Hit/miss showers possible for all Stations from 12PM – 8PM today.

Wind: Winds will be variable before settling out of the SE at 3PM today. **N of Morgan's Point:** Winds will be at 3 – 8 kts. **S of Morgan's Point:** Winds will be at 4 – 9 kts.

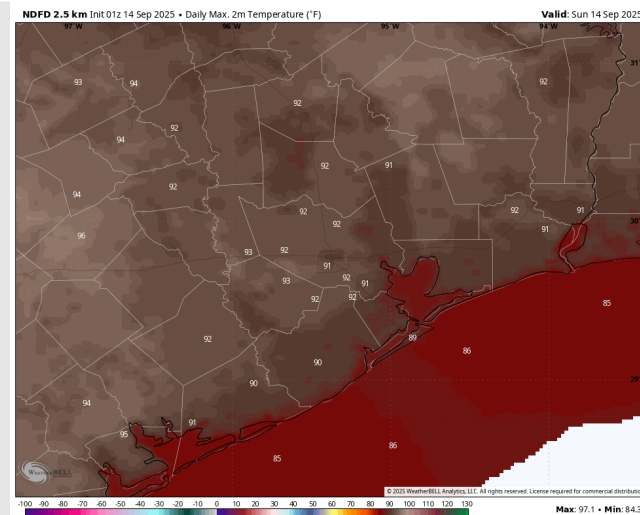
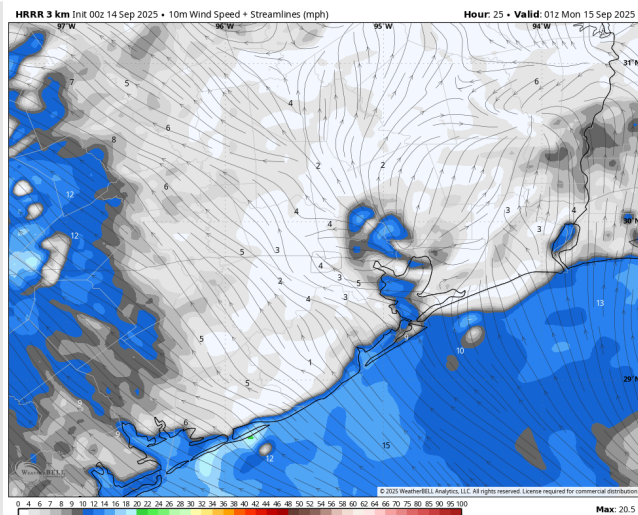
High Temps: **N of Morgan's Point:** Low 90s F. **S of Morgan's Point:** High 80s F.

Visibility: No visibility concerns today.

Precip Image: 2 PM CT



Wind Speed:
8 PM CT



High Temps
Today

Houston Pilots: MON. 9/15/2025

Forecast Discussion

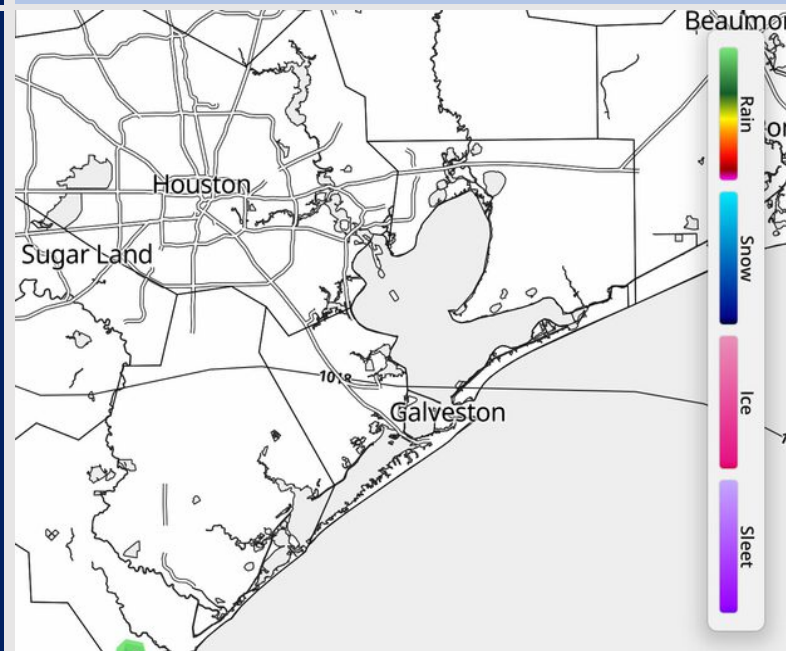
Precip: Favoring dry conditions Monday.

Wind: Winds will be out of the SE Monday. **N of Morgan's Point:** Winds will be at 2 – 7 kts. **S of Morgan's Point:** Winds will be at 4 – 9 kts.

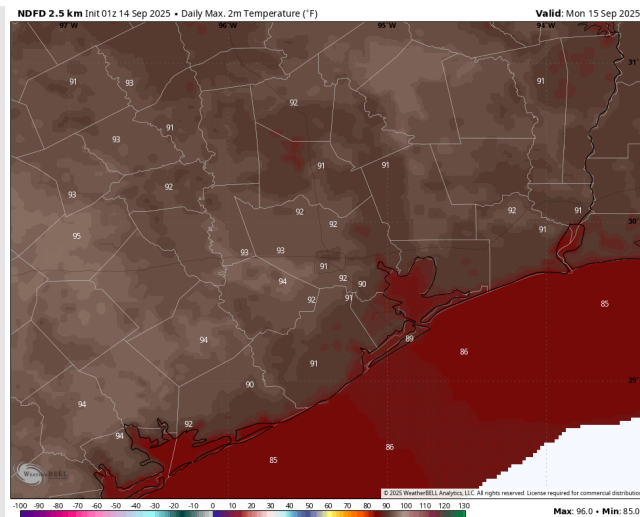
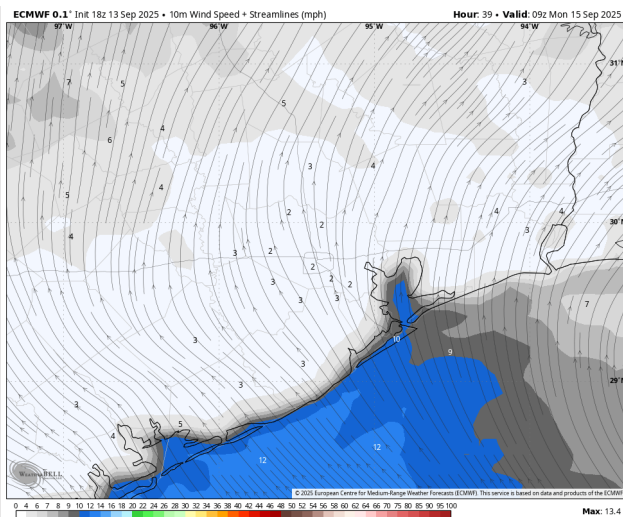
High Temps: **N of Morgan's Point:** Low 90s F. **S of Morgan's Point:** High 80s F.

Visibility: No visibility concerns Monday.

Precip Image: 11 AM CT



Wind Speed:
4 AM CT



High Temps
Monday

Houston Pilots: TUE. 9/16/2025

Forecast Discussion

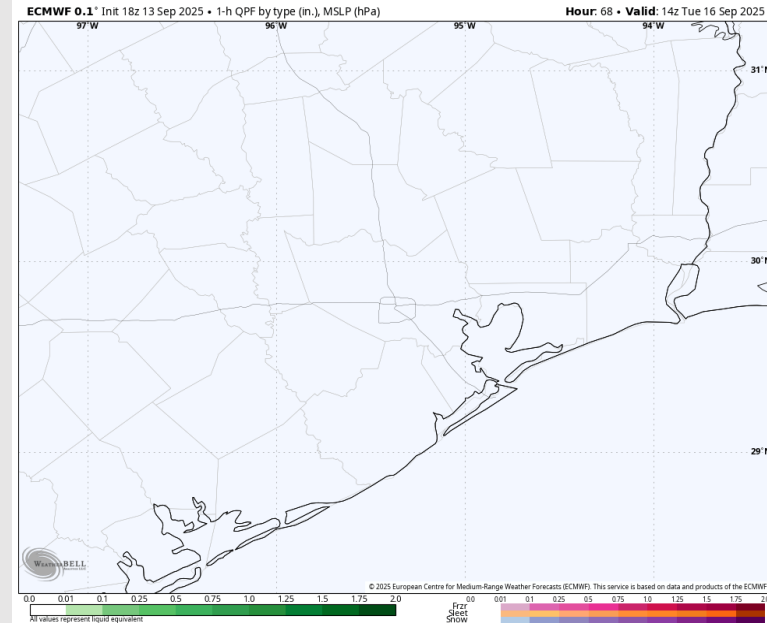
Precip: Favoring dry conditions for Tuesday.

Wind: Winds will shift clockwise through 5 PM before **N of Morgan's Point:** Winds will be at 2 – 7 kts. **S of Morgan's Point:** Winds will be at 4 – 9 kts.

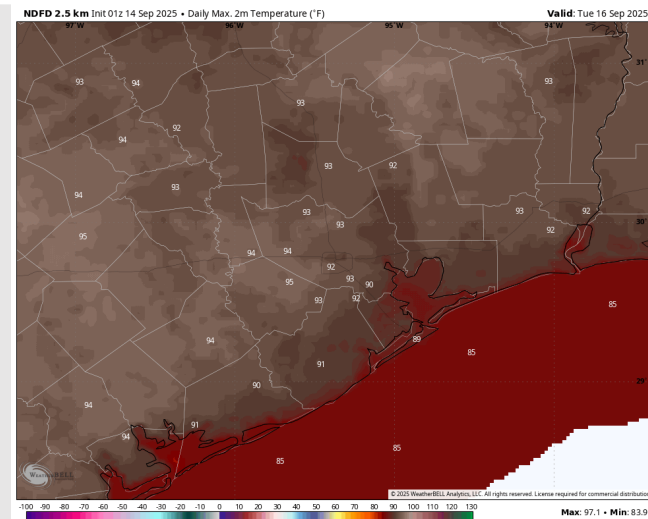
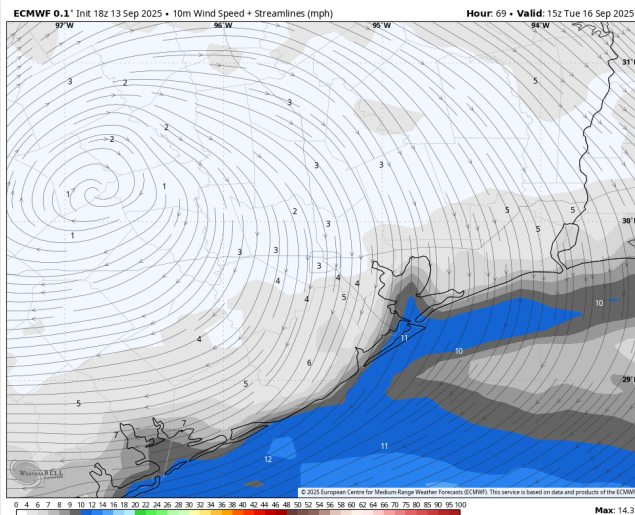
High Temps: **N of Morgan's Point:** Low 90s F. **S of Morgan's Point:** Upper 80s F.

Visibility: No visibility concerns Tuesday.

Precip Image: 9 AM CT



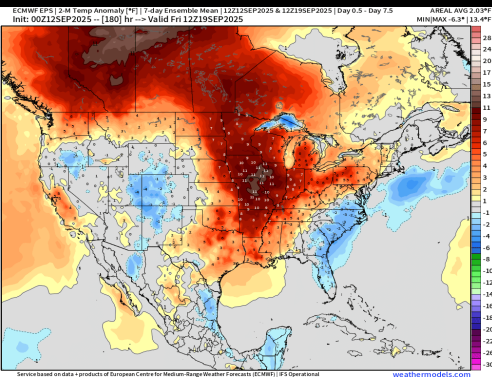
Wind Speed:
10 AM CT



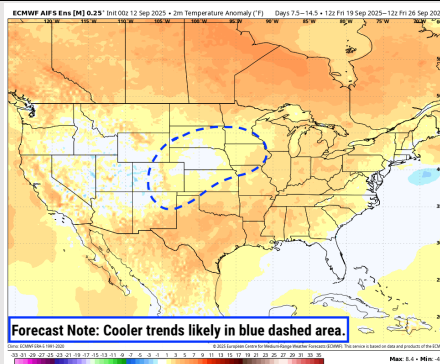
High Temps
Tuesday

Houston Pilots: 9/14/25

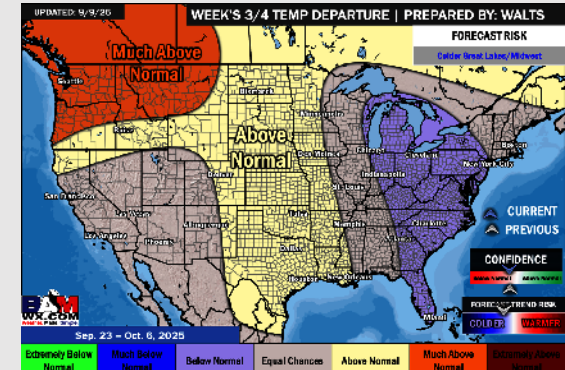
Next 7 Day Temperature Departure



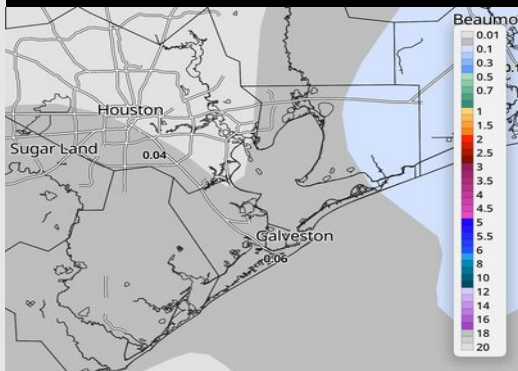
8-14 Day Temperature Departure



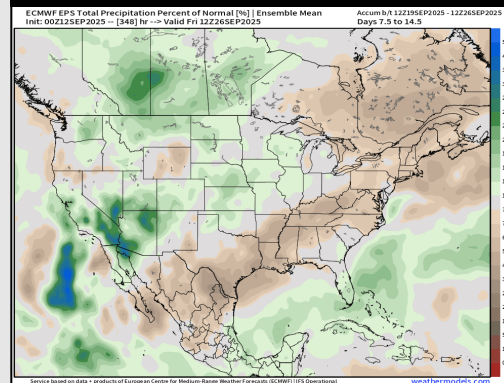
15-30 Day Temperature Departure



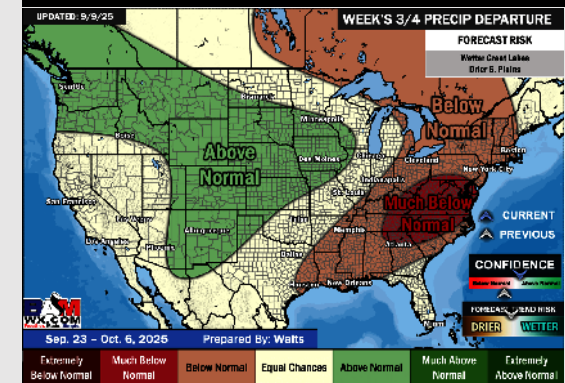
Next 7 Day Total Precipitation



8-14 Day % of Average Precip.



15-30 Day % of Average Precip.



- Temps are expected to be above normal for the next 7 days and favoring a mostly dry weekend ahead outside of a few isolated showers.
- Above normal temperatures and below normal rain chances are favored for days 8 – 14.
- Above normal temperatures are favored for late September/early October with below normal rainfall chances.