

Houston Pilots Forecast Package



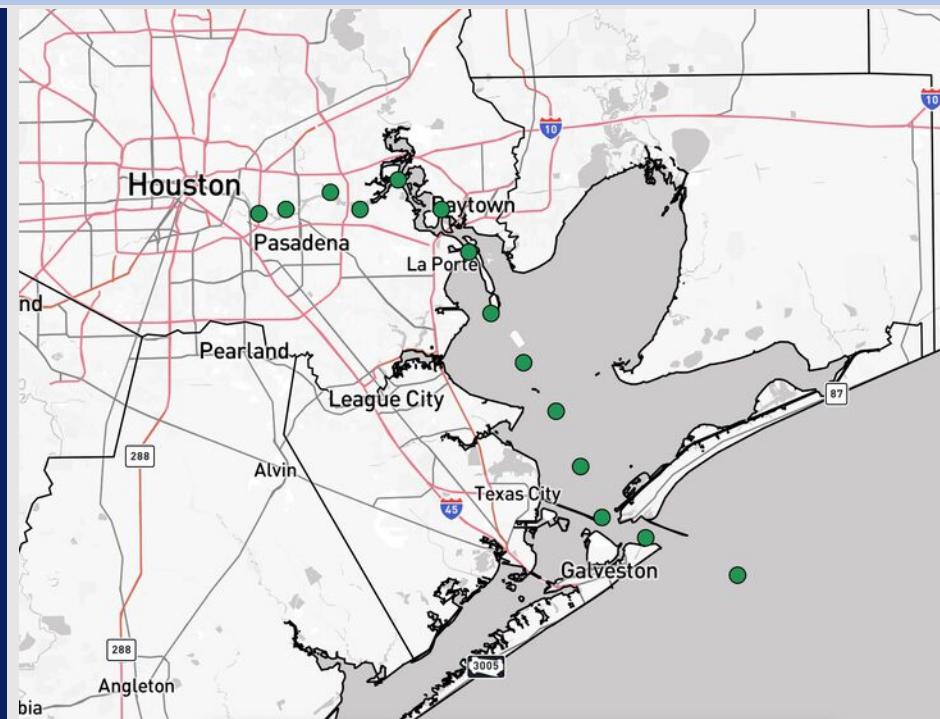
Updated: 9:10 PM CT

Friday, September 12, 2025

Forecaster: Jakeb Wagner

Weather Headlines

- Hit/miss showers in play from 5PM – 9PM today.
- Isolated showers possible from 9AM – 11AM Sunday.
- No tropical activity is favored the next 7-10 days.



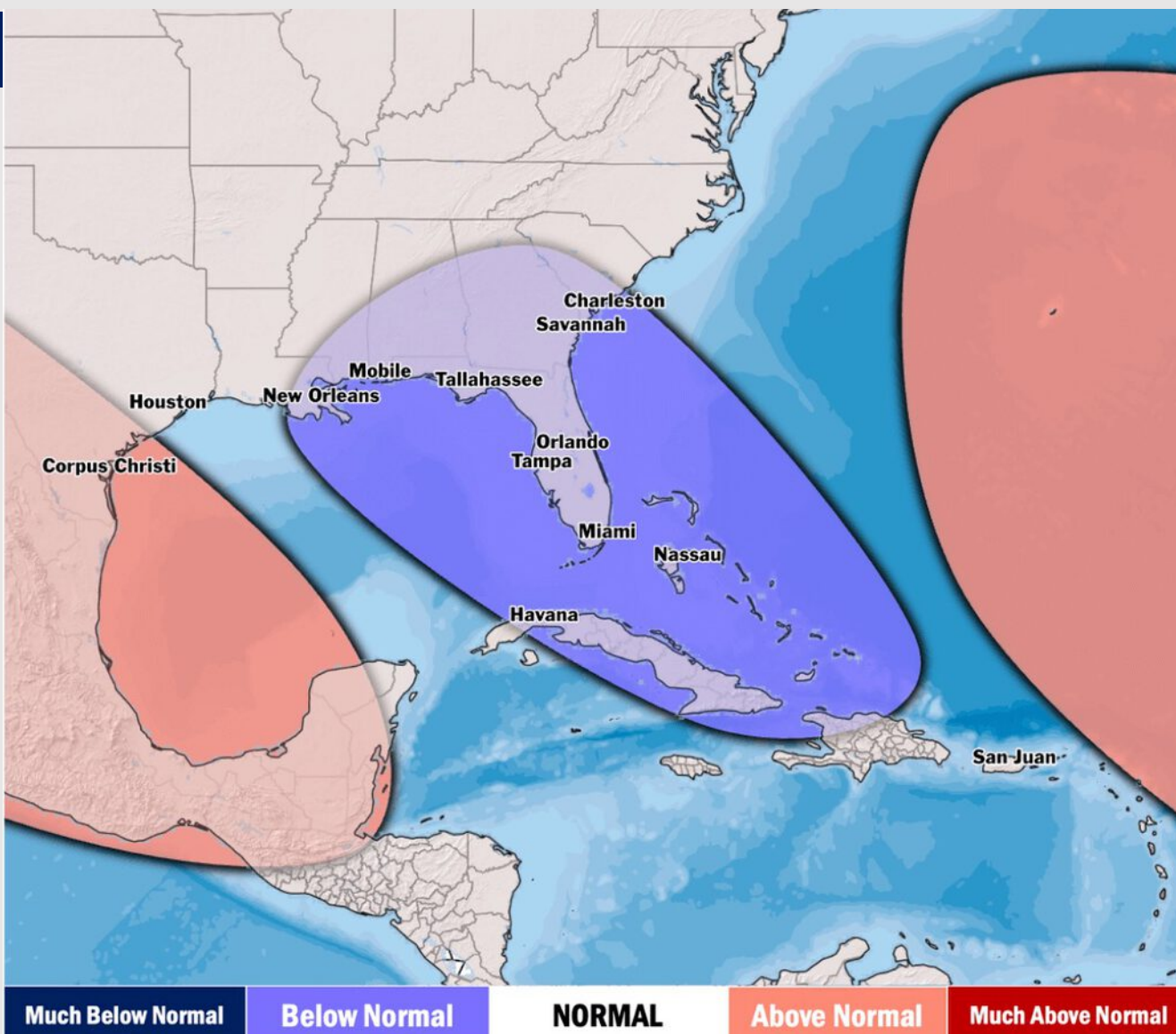
Current Radar: 9:10 PM CT

As always, please do not hesitate to reach out to us with any forecast questions at [\(317\)-560-8122](tel:3175608122). Press 1 for forecast questions.

You can also access real-time forecast updates and 24/7 meteorological chat assistance on your [Clarity](#) app. Click [here](#) for login assistance.



Houston Pilots Tropical Update



No tropical development favored in the Gulf over the next 7-10 days.

Tropical development may become more favorable from September 16 – 30, although confidence is rather low.

Houston Pilots Visibility Chart (miles)



Visibility	Fri 11 pm	Sat 12 am	Sat 1 am	Sat 2 am	Sat 3 am	Sat 4 am	Sat 5 am	Sat 6 am	Sat 7 am	Sat 8 am	Sat 9 am	Sat 10 am	Sat 11 am	Sat 12 pm	Sat 1 pm	Sat 2 pm	Sat 3 pm	Sat 4 pm	Sat 5 pm	Sat 6 pm	Sat 7 pm	Sat 8 pm	Sat 9 pm	Sat 10 pm
Houston Pilots N - 610 Bridge	10	10	10	10	10	10	10	10	10	10	9	10	10	10	10	10	10	10	10	10	10	10	10	10
Houston Pilots M - Kinder 1	10	10	10	10	10	10	10	10	10	10	9	10	10	10	10	10	10	10	10	10	10	10	10	10
Houston Pilots L - Greens Bayou	10	10	10	10	10	10	10	10	10	10	9	10	10	10	10	10	10	10	10	10	10	10	10	10
Houston Pilots K - Shell Crude	10	10	10	10	10	10	10	10	10	10	9	10	10	10	10	10	10	10	10	10	10	10	10	10
Houston Pilots J - Lynchburg Ferries	10	10	10	10	10	10	10	10	10	10	9	10	10	10	10	10	10	10	10	10	10	10	10	10
Houston Pilots I - Exxon 3	10	10	10	10	10	10	10	10	10	9	9	10	10	10	10	10	10	10	10	10	10	10	10	10
Houston Pilots H - Morgans Point	10	10	10	10	10	10	10	10	10	10	9	10	10	10	10	10	10	10	10	10	10	10	10	10
Houston Pilots G - 75/76	10	10	10	10	10	10	10	10	10	10	9	10	10	10	10	10	10	10	10	10	10	10	10	10
Houston Pilots F - 63/64	10	10	10	10	10	10	10	10	10	10	9	10	10	10	10	10	10	10	10	10	10	10	10	10
Houston Pilots E - 51/52	10	10	10	10	10	10	10	10	10	10	10	10	10	10	10	10	10	10	10	10	10	10	10	10
Houston Pilots D - 37/38	10	10	10	10	10	10	10	10	10	10	10	10	10	10	10	10	10	10	10	10	10	10	10	10
Houston Pilots C - 25/26	10	10	10	10	10	10	10	10	10	10	10	10	10	10	10	10	10	10	10	10	10	10	10	10
Houston Pilots B - 11/12	10	10	10	10	10	10	10	10	10	10	10	10	10	10	10	10	10	10	10	10	10	10	10	10
Houston Pilots A - 1 & 2 Bravo	10	10	10	10	10	10	10	10	10	10	10	10	10	10	10	10	10	10	10	10	10	10	10	10

NOTE: This is automated data that may/may not agree with the official BAM thinking that's found on the daily slides or special visibility report slides. This data should be used as a guide only

Houston Pilots Wind Chart



Sustained Wind 10 Knots

Gusts 15 Knots

Wind from the SE



Wind	Fri 11 pm	Sat 12 am	Sat 1 am	Sat 2 am	Sat 3 am	Sat 4 am	Sat 5 am	Sat 6 am	Sat 7 am	Sat 8 am	Sat 9 am	Sat 10 am	Sat 11 am	Sat 12 pm	Sat 1 pm	Sat 2 pm	Sat 3 pm	Sat 4 pm	Sat 5 pm	Sat 6 pm	Sat 7 pm	Sat 8 pm	Sat 9 pm	Sat 10 pm
Houston Pilots N - 610 Bridge	3 7 ↑	3 6 ↑	2 5 ↑	1 5 ↑	1 5 ↑	1 3 ↗	1 3 ↓	1 3 ↓	1 3 ↓	1 3 ↓	1 3 ↓	1 5 ↓	2 6 ↖	3 8 ↖	5 9 ↖	6 13 ↖	6 13 ↖	6 13 ↖	6 14 ↖	7 13 ↖	7 13 ↖	6 13 ↖	6 10 ↑	5 9 ↑
Houston Pilots M - Kinder 1	3 7 ↑	3 6 ↑	2 5 ↑	1 5 ↑	1 5 ↑	1 3 ↗	1 3 ↓	1 3 ↓	1 3 ↓	1 3 ↓	1 3 ↓	1 5 ↓	2 6 ↖	3 8 ↖	5 9 ↖	6 12 ↖	6 13 ↖	6 12 ↖	6 14 ↖	7 13 ↖	7 13 ↖	6 13 ↖	6 10 ↑	5 9 ↑
Houston Pilots L - Greens Bayou	3 7 ↑	2 6 ↑	2 5 ↑	1 5 ↑	1 3 ↗	1 3 →	1 3 ↓	1 3 ↓	1 3 ↓	1 3 ↓	1 3 ↓	1 5 ↓	2 6 ↖	3 8 ↖	5 9 ↖	6 12 ↖	6 12 ↖	6 12 ↖	6 13 ↖	6 13 ↖	6 12 ↖	6 13 ↖	5 10 ↑	3 9 ↑
Houston Pilots K - Shell Crude	3 7 ↑	2 6 ↑	2 5 ↑	1 5 ↑	1 3 ↗	1 3 →	1 3 ↓	1 3 ↓	1 3 ↓	1 3 ↓	1 3 ↓	1 5 ↓	2 6 ↖	3 7 ↖	5 9 ↖	6 12 ↖	6 12 ↖	6 12 ↖	6 13 ↖	6 13 ↖	6 12 ↖	6 12 ↖	5 9 ↑	3 9 ↑
Houston Pilots J - Lynchburg Ferries	3 7 ↑	2 5 ↑	1 5 ↑	1 3 ↗	1 3 ↗	1 3 →	1 3 ↓	1 3 ↓	1 3 ↓	1 3 ↓	1 3 ↓	1 5 ↓	2 6 ↖	3 8 ↖	3 9 ↖	5 10 ↖	6 10 ↖	6 12 ↖	6 13 ↖	6 13 ↖	6 12 ↖	6 12 ↖	5 9 ↑	3 8 ↑
Houston Pilots I - Exxon 3	7 9 ↑	6 8 ↑	6 7 ↑	5 7 ↑	3 6 ↗	3 5 ↗	3 6 ↘	3 5 ↓	3 5 ↓	3 6 ↓	3 6 ↓	3 6 ↓	3 7 ↖	5 8 ↖	6 9 ↖	7 13 ↖	8 13 ↖	8 14 ↖	8 14 ↖	8 13 ↖	8 13 ↖	8 13 ↖	8 12 ↑	7 10 ↑
Houston Pilots H - Morgans Point	7 9 ↑	6 8 ↑	6 7 ↑	5 7 ↑	3 6 ↗	3 5 →	3 6 ↘	3 5 ↓	3 5 ↓	3 6 ↓	3 6 ↓	3 7 ↓	3 7 ↖	5 8 ↖	6 9 ↖	7 12 ↖	7 13 ↖	8 13 ↖	8 14 ↖	8 13 ↖	8 13 ↖	8 13 ↖	8 12 ↑	7 9 ↑
Houston Pilots G - 75/76	8 10 ↑	7 9 ↑	6 8 ↑	6 8 ↑	5 7 ↑	5 7 ↑	3 7 ↗	3 6 ↗	3 6 ↓	5 7 ↓	3 7 ↓	5 7 ↓	5 8 ↖	5 8 ↖	5 9 ↖	6 12 ↖	6 12 ↖	7 13 ↖	8 14 ↖	8 13 ↖	8 13 ↖	8 13 ↖	8 12 ↑	8 10 ↑
Houston Pilots F - 63/64	7 10 ↑	6 9 ↑	6 8 ↑	6 8 ↑	6 7 ↑	5 7 ↑	5 7 ↑	3 6 ↗	3 6 ↑	5 7 ↓	3 7 ↓	5 7 ↓	5 8 ↖	5 9 ↖	3 9 ↖	5 10 ↖	6 10 ↖	7 12 ↖	8 14 ↖	8 13 ↖	8 12 ↖	8 13 ↖	8 12 ↑	7 10 ↑
Houston Pilots E - 51/52	8 10 ↖	7 9 ↖	6 9 ↖	6 8 ↖	6 8 ↑	5 7 ↑	5 7 ↑	3 6 ↖	3 6 ↖	5 7 ↖	3 7 ↖	5 7 ↖	5 8 ↖	5 9 ↖	5 9 ↖	6 10 ↖	6 10 ↖	6 10 ↖	7 13 ↖	7 13 ↖	7 12 ↖	8 12 ↖	7 10 ↑	7 9 ↑
Houston Pilots D - 37/38	8 10 ↖	7 10 ↖	6 9 ↖	6 8 ↖	6 8 ↖	5 7 ↑	5 7 ↑	3 6 ↖	3 6 ↖	5 7 ↖	3 7 ↖	5 7 ↖	5 8 ↖	5 9 ↖	5 9 ↖	6 10 ↖	6 10 ↖	6 10 ↖	7 12 ↖	7 12 ↖	7 10 ↑	7 12 ↖	7 10 ↑	7 9 ↑
Houston Pilots C - 25/26	8 10 ↖	7 10 ↖	6 9 ↖	6 9 ↖	6 8 ↖	5 7 ↑	5 7 ↑	3 6 ↖	3 6 ↖	5 7 ↖	3 7 ↖	5 7 ↖	5 8 ↖	5 9 ↖	5 9 ↖	6 10 ↖	6 9 ↖	6 9 ↖	7 12 ↖	7 12 ↖	7 10 ↑	7 10 ↑	7 9 ↑	6 9 ↑
Houston Pilots B - 11/12	6 10 ↖	6 10 ↖	6 10 ↖	6 9 ↖	5 8 ↖	5 7 ↑	5 7 ↑	3 6 ↖	3 6 ↖	5 7 ↖	3 7 ↖	5 7 ↖	5 8 ↖	5 9 ↖	5 9 ↖	6 10 ↖	6 9 ↖	6 9 ↖	6 12 ↖	6 12 ↖	6 10 ↑	6 10 ↑	6 9 ↑	6 9 ↑
Houston Pilots A - 1 & 2 Bravo	8 13 ↖	8 12 ↖	7 12 ↖	7 10 ↖	6 9 ↖	6 9 ↖	6 8 ↖	5 7 ↖	5 7 ↖	5 7 ↖	3 7 ↖	5 7 ↖	5 9 ↖	5 9 ↖	5 9 ↖	5 9 ↖	3 9 ↖	3 9 ↖	6 10 ↖	6 10 ↖	6 10 ↑	6 12 ↖	6 9 ↑	6 9 ↑

**NOTE: This is automated data that may/may not agree with the official BAM thinking that's found on the daily slides.
This data should be used as a guide only.**

Houston Pilots: SAT. 9/13/2025

Forecast Discussion

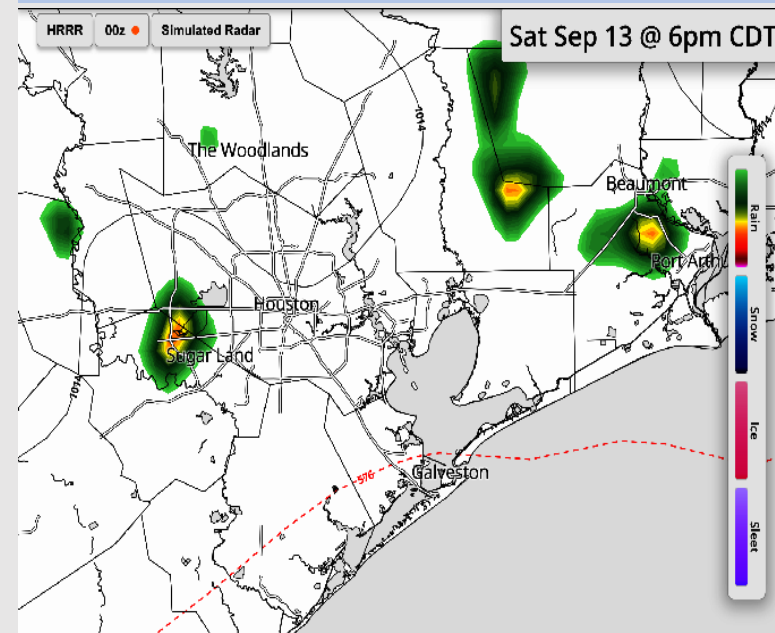
Precip: Hit/miss showers in play from 5PM – 9PM today.

Wind: Winds will be variable before settling out of the S at 3 PM **N of Morgan's Point:** Winds will be at 2 – 7 kts. **S of Morgan's Point:** Winds will be at 2 – 7 kts.

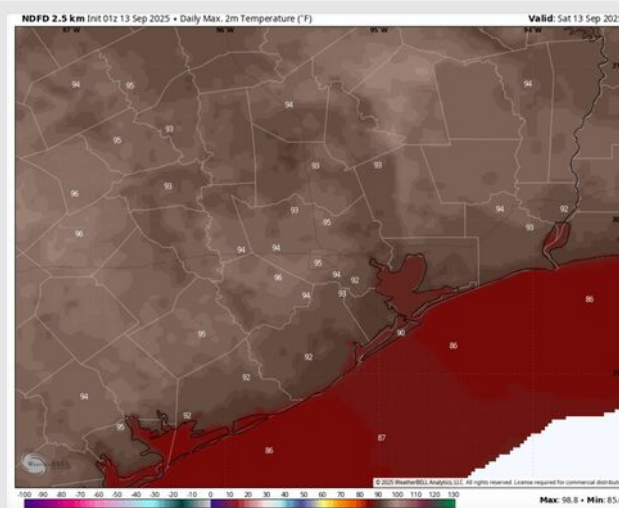
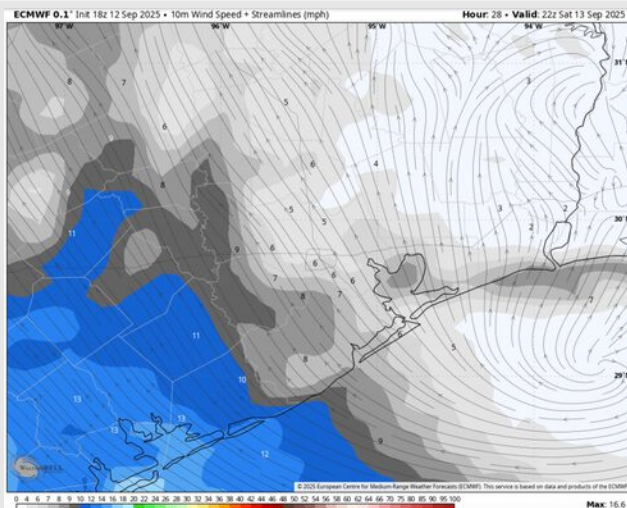
High Temps: **N of Morgan's Point:** Low 90s F. **S of Morgan's Point:** Near 90 F.

Visibility: No visibility concerns today.

Precip Image: 6 PM CT



Wind Speed:
5 PM CT



High Temps
Today

Houston Pilots: SUN. 9/14/2025

Forecast Discussion

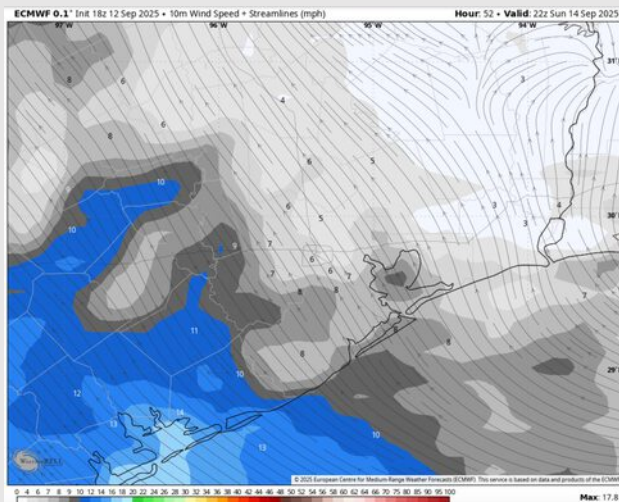
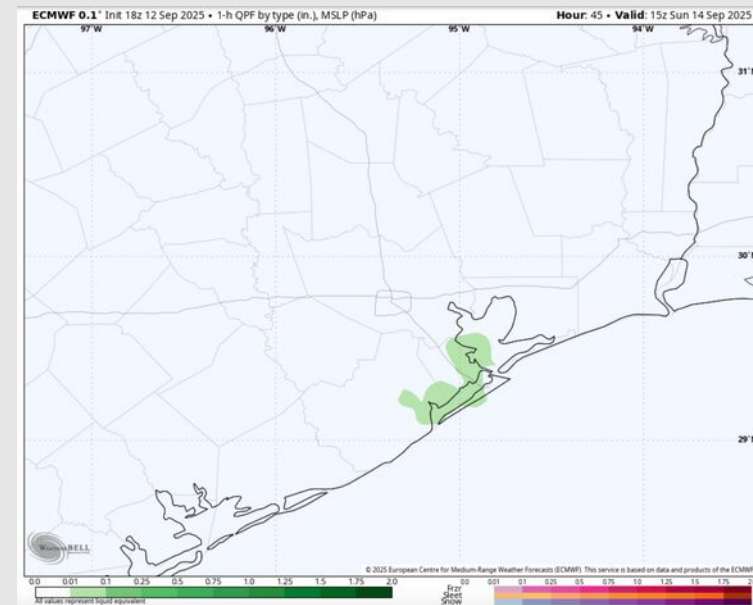
Precip: Isolated showers possible from 9AM – 11AM Sunday.

Wind: Winds will be variable before settling out of the SE at 3PM Sunday. **N of Morgan's Point:** Winds will be at 2 – 7 kts. **S of Morgan's Point:** Winds will be at 3 – 8 kts.

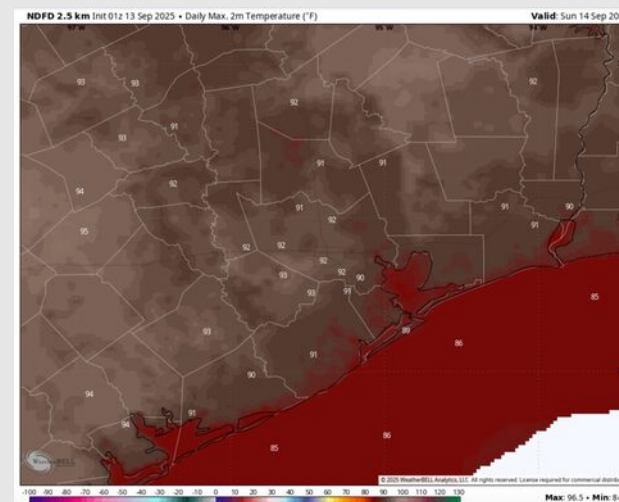
High Temps: **N of Morgan's Point:** Low 90s F. **S of Morgan's Point:** High 80s F.

Visibility: No visibility concerns Sunday.

Precip Image: 10 AM CT



Wind Speed:
5 PM CT



High Temps
Sunday

Houston Pilots: MON. 9/15/2025

Forecast Discussion

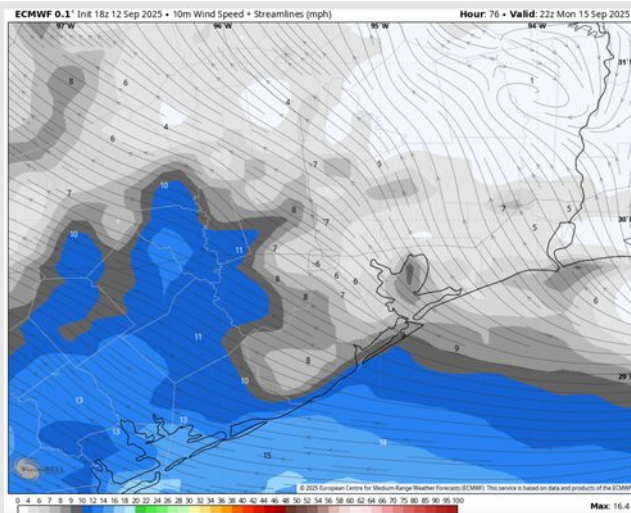
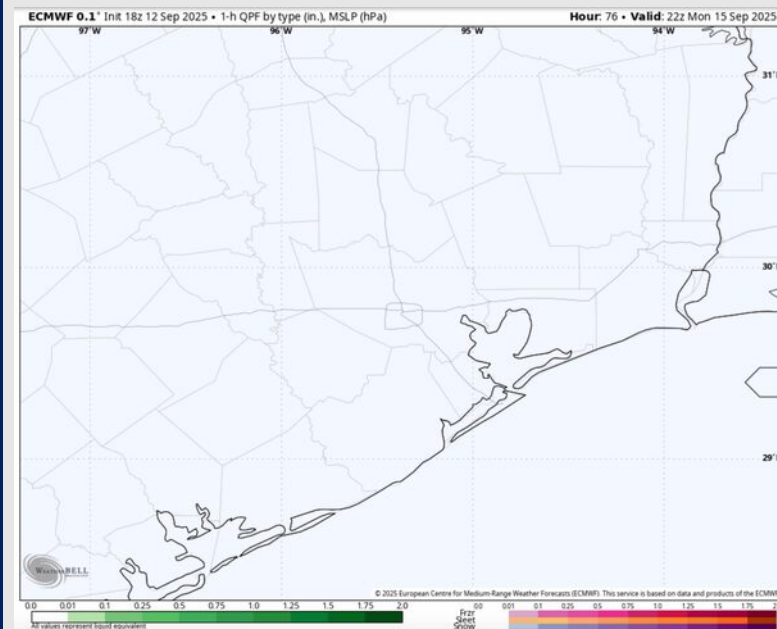
Precip: Favoring dry conditions Monday.

Wind: Winds will be out of the SE Monday. **N of Morgan's Point:** Winds will be at 2 – 7 kts. **S of Morgan's Point:** Winds will be at 3 – 9 kts.

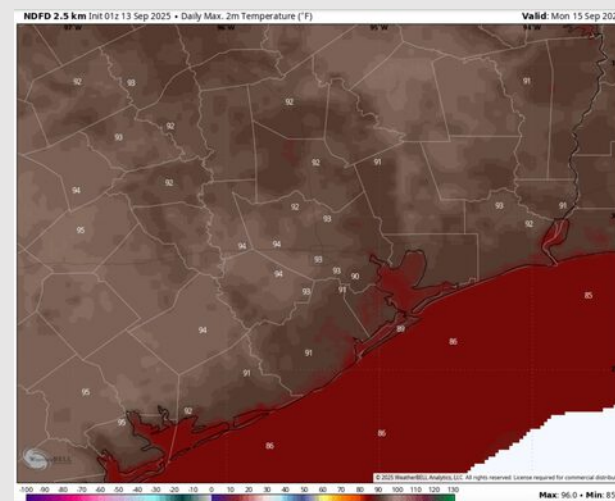
High Temps: **N of Morgan's Point:** Low 90s F. **S of Morgan's Point:** High 80s F.

Visibility: No visibility concerns Monday.

Precip Image: 5 PM CT



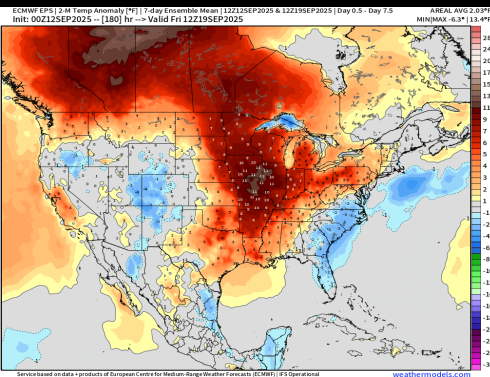
Wind Speed:
5 PM CT



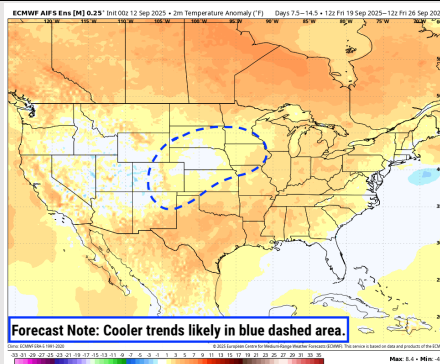
High Temps
Monday

Houston Pilots: 9/13/25

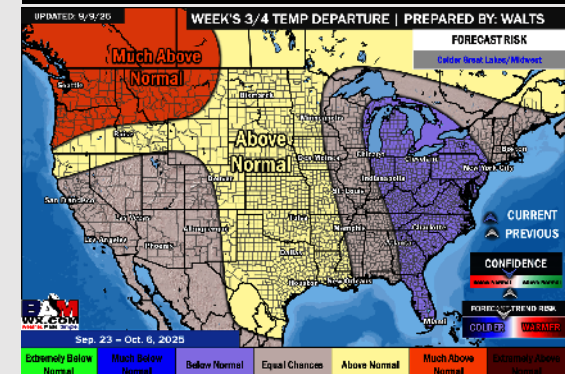
Next 7 Day Temperature Departure



8-14 Day Temperature Departure



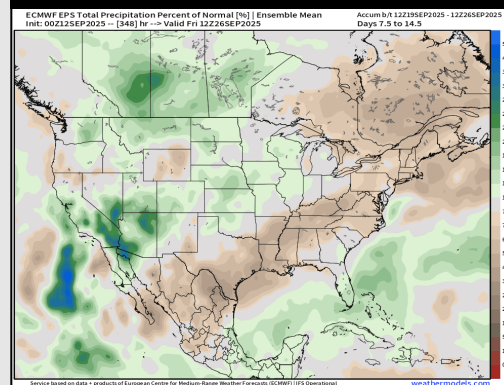
15-30 Day Temperature Departure



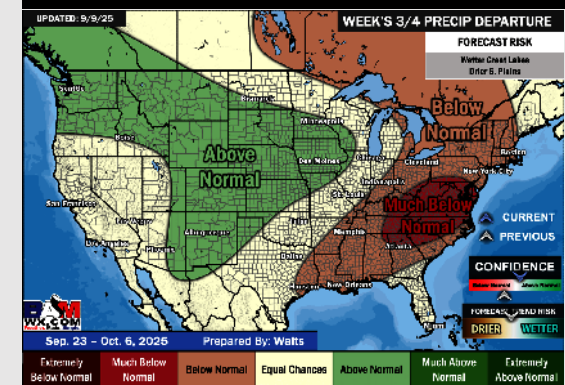
Next 7 Day Total Precipitation



8-14 Day % of Average Precip.



15-30 Day % of Average Precip.



- Temps are expected to be above normal for the next 7 days and favoring a mostly dry weekend ahead outside of a few isolated showers.
- Above normal temperatures and below normal rain chances are favored for days 8 – 14.
- Above normal temperatures are favored for late September/early October with below normal rainfall chances.