

Houston Pilots Forecast Package



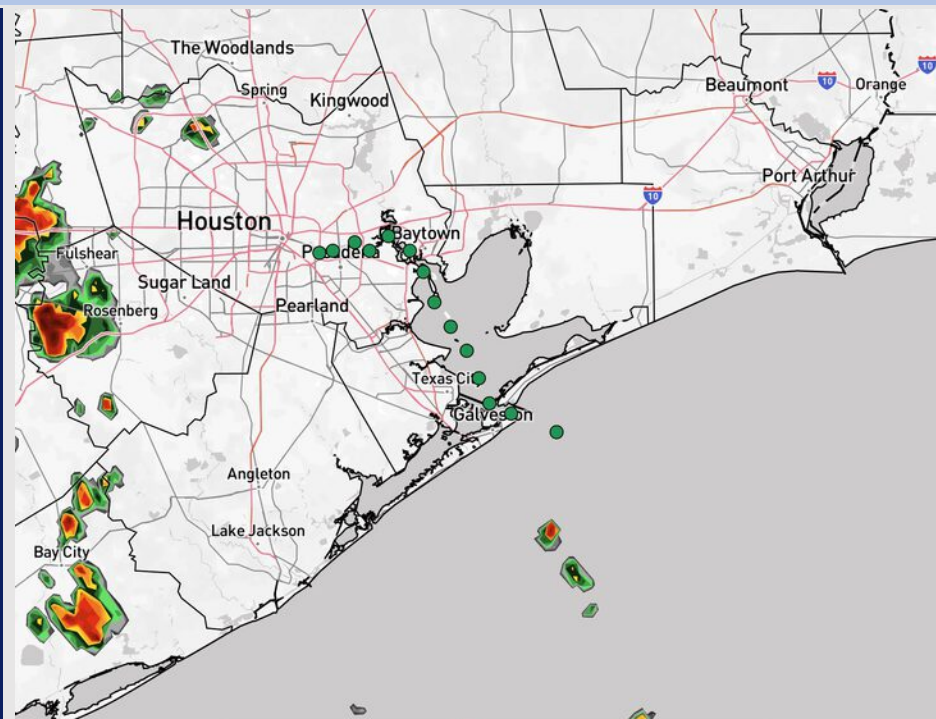
Updated: 2:30 PM CT

Thursday, September 11, 2025

Forecaster: Sam Lang

Weather Headlines

- Dry conditions favored Friday and Saturday.
- Wind gusts up to 20 kts will be in play for all Stations through 10PM today.
- No tropical activity is favored the next 7-10 days.



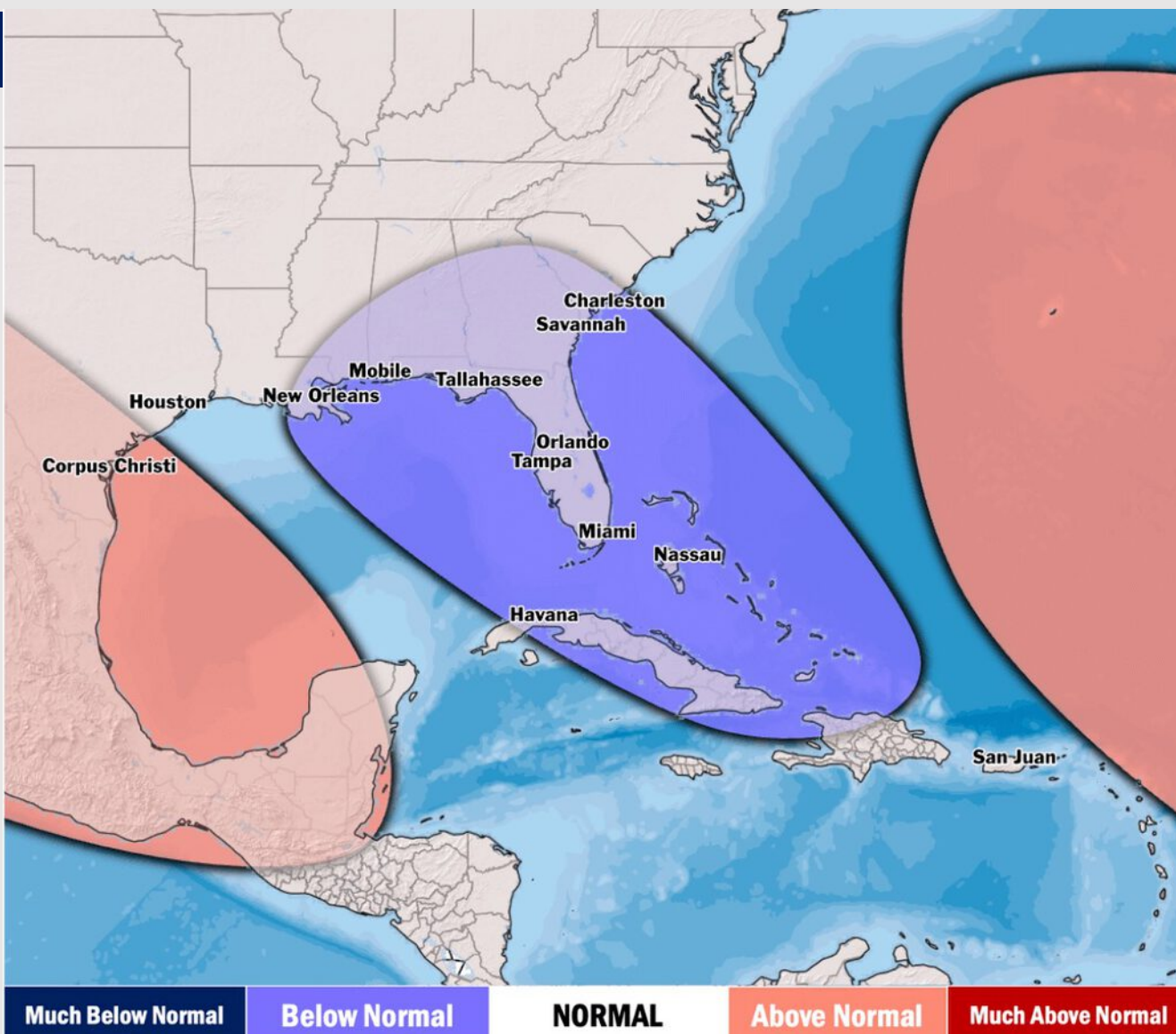
Current Radar: 2:30 PM CT

As always, please do not hesitate to reach out to us with any forecast questions at **(317)-560-8122**. Press **1** for forecast questions.

You can also access real-time forecast updates and 24/7 meteorological chat assistance on your **Clarity** app. Click [here](#) for login assistance.



Houston Pilots Tropical Update



No tropical development favored in the Gulf over the next 7-10 days.

Tropical development may become more favorable from September 16 – 30, although confidence is rather low.

Houston Pilots Visibility Chart (miles)



Visibility	Thu 4 pm	Thu 5 pm	Thu 6 pm	Thu 7 pm	Thu 8 pm	Thu 9 pm	Thu 10 pm	Thu 11 pm	Fri 12 am	Fri 1 am	Fri 2 am	Fri 3 am	Fri 4 am	Fri 5 am	Fri 6 am	Fri 7 am	Fri 8 am	Fri 9 am	Fri 10 am	Fri 11 am	Fri 12 pm	Fri 1 pm	Fri 2 pm	Fri 3 pm
Houston Pilots N - 610 Bridge	10	10	10	10	10	10	10	10	10	10	10	10	10	10	10	10	10	10	10	10	10	10	10	10
Houston Pilots M - Kinder 1	10	10	10	10	10	10	10	10	10	10	10	10	10	10	10	10	10	10	10	10	10	10	10	10
Houston Pilots L - Greens Bayou	10	10	10	10	10	10	10	10	10	10	10	10	10	10	10	10	10	10	10	10	10	10	10	10
Houston Pilots K - Shell Crude	10	10	10	10	10	10	10	10	10	10	10	10	10	10	10	10	10	10	10	10	10	10	10	10
Houston Pilots J - Lynchburg Ferries	10	10	10	10	10	10	10	10	10	10	10	10	10	10	10	10	9	10	10	10	10	10	10	10
Houston Pilots I - Exxon 3	10	10	10	10	10	10	10	10	10	10	10	10	10	10	10	10	10	10	10	10	10	10	10	10
Houston Pilots H - Morgans Point	10	10	10	10	10	10	10	10	10	10	10	10	10	10	10	10	10	10	10	10	10	10	10	10
Houston Pilots G - 75/76	10	10	10	10	10	10	10	10	10	10	10	10	10	10	10	10	10	10	10	10	9	9	10	10
Houston Pilots F - 63/64	10	10	10	10	10	10	10	10	10	10	10	10	10	10	10	10	10	10	10	10	6.9	7.9	10	10
Houston Pilots E - 51/52	10	10	10	10	10	10	10	10	10	10	10	10	10	10	10	10	10	10	10	6.9	6.9	6.9	10	10
Houston Pilots D - 37/38	10	10	10	10	10	10	10	10	10	10	10	10	10	10	10	10	10	10	10	6.9	5.9	5.9	10	10
Houston Pilots C - 25/26	10	10	10	10	10	10	10	10	10	10	10	10	10	10	10	10	10	10	9	6.9	4.9	5.9	10	10
Houston Pilots B - 11/12	10	10	10	10	10	10	10	10	10	10	10	10	10	10	10	10	10	10	7.9	5.9	4.9	5.9	10	10
Houston Pilots A - 1 & 2 Bravo	10	10	10	10	10	10	10	10	10	10	10	10	10	10	10	10	10	10	9	6.9	5.9	5.9	10	10

NOTE: This is automated data that may/may not agree with the official BAM thinking that's found on the daily slides or special visibility report slides. This data should be used as a guide only

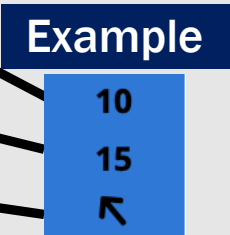
Houston Pilots Wind Chart



Forecast Confidence



Sustained Wind 10 Knots
Gusts 15 Knots
Wind from the SE



Wind	Thu 4 pm	Thu 5 pm	Thu 6 pm	Thu 7 pm	Thu 8 pm	Thu 9 pm	Thu 10 pm	Thu 11 pm	Fri 12 am	Fri 1 am	Fri 2 am	Fri 3 am	Fri 4 am	Fri 5 am	Fri 6 am	Fri 7 am	Fri 8 am	Fri 9 am	Fri 10 am	Fri 11 am	Fri 12 pm	Fri 1 pm	Fri 2 pm	Fri 3 pm
Houston Pilots N - 610 Bridge	8	8	8	8	8	6	5	3	3	2	1	1	1	1	1	2	2	2	3	3	6	6	6	7
	17	17	16	15	15	13	10	8	7	6	5	5	3	5	5	5	6	6	7	8	10	12	14	14
	↖	↖	↖	↖	↖	↖	↖	↖	↖	↖	↖	↖	↖	↖	↖	↖	↖	↖	↖	↖	↖	↖	↖	↖
Houston Pilots M - Kinder 1	8	8	8	8	7	6	5	3	3	2	1	1	1	1	1	2	2	2	3	3	6	6	6	7
	16	17	16	15	14	13	9	8	7	6	5	5	3	5	5	5	6	6	7	8	10	12	14	14
	↖	↖	↖	↖	↖	↖	↖	↖	↖	↖	↖	↖	↖	↖	↖	↖	↖	↖	↖	↖	↖	↖	↖	↖
Houston Pilots L - Greens Bayou	8	8	8	8	7	6	5	3	3	2	1	1	1	1	1	2	2	2	3	3	5	6	6	6
	16	16	16	15	14	13	9	8	7	6	5	3	3	3	3	5	5	6	6	8	10	10	13	14
	↖	↖	↖	↖	↖	↖	↖	↖	↖	↖	↖	↖	↖	↖	↖	↖	↖	↖	↖	↖	↖	↖	↖	↖
Houston Pilots K - Shell Crude	8	8	8	8	7	6	5	3	3	2	1	1	1	1	1	2	2	2	3	3	5	6	6	7
	16	16	16	15	14	13	9	8	7	6	5	3	3	3	5	5	6	6	6	8	10	12	14	14
	↖	↖	↖	↖	↖	↖	↖	↖	↖	↖	↖	↖	↖	↖	↖	↖	↖	↖	↖	↖	↖	↖	↖	↖
Houston Pilots J - Lynchburg Ferries	8	8	8	8	7	6	3	3	2	2	1	1	1	1	1	1	2	2	2	3	5	6	6	6
	16	16	15	14	14	12	9	8	6	5	5	3	3	3	3	5	5	6	6	7	9	10	13	13
	↖	↖	↖	↖	↖	↖	↖	↖	↖	↖	↖	↖	↖	↖	↖	↖	↖	↖	↖	↖	↖	↖	↖	↖
Houston Pilots I - Exxon 3	12	12	10	10	10	9	8	7	6	6	5	5	3	3	5	5	6	6	6	6	6	7	8	8
	17	18	17	16	15	13	12	10	9	8	7	7	7	7	7	8	7	8	9	10	12	14	15	15
	↖	↖	↖	↖	↖	↖	↖	↖	↖	↖	↖	↖	↖	↖	↖	↖	↖	↖	↖	↖	↖	↖	↖	↖
Houston Pilots H - Morgans Point	12	12	10	10	10	9	8	7	6	6	6	5	3	3	5	5	6	6	6	6	6	7	8	8
	17	18	17	16	15	13	12	10	9	8	7	7	7	7	7	8	7	8	9	10	12	14	15	15
	↖	↖	↖	↖	↖	↖	↖	↖	↖	↖	↖	↖	↖	↖	↖	↖	↖	↖	↖	↖	↖	↖	↖	↖
Houston Pilots G - 75/76	12	12	12	10	10	10	9	8	7	7	6	6	6	6	6	6	6	6	6	6	6	6	7	8
	18	18	18	17	16	14	13	12	10	9	9	8	7	7	7	8	9	8	9	10	12	12	14	14
	↖	↖	↖	↖	↖	↖	↖	↖	↖	↖	↖	↖	↖	↖	↖	↖	↖	↖	↖	↖	↖	↖	↖	↖
Houston Pilots F - 63/64	10	12	10	10	10	9	8	8	8	7	7	6	6	6	6	6	6	6	6	6	6	6	6	7
	18	18	18	16	16	14	13	12	10	9	9	8	8	7	7	8	9	9	9	10	12	12	13	14
	↖	↖	↖	↖	↖	↖	↖	↖	↖	↖	↖	↖	↖	↖	↖	↖	↖	↖	↖	↖	↖	↖	↖	↖
Houston Pilots E - 51/52	12	12	12	10	10	10	9	8	8	8	7	6	6	6	6	6	6	6	6	7	7	7	7	7
	18	18	18	17	16	14	14	12	12	10	10	9	8	8	8	8	9	9	9	12	13	12	14	14
	↖	↖	↖	↖	↖	↖	↖	↖	↖	↖	↖	↖	↖	↖	↖	↖	↖	↖	↖	↖	↖	↖	↖	↖
Houston Pilots D - 37/38	12	12	12	10	10	10	9	8	8	8	8	7	6	6	6	6	6	6	7	7	7	7	7	8
	18	18	18	17	16	15	14	13	12	12	10	9	9	8	8	8	9	9	10	12	13	12	14	14
	↖	↖	↖	↖	↖	↖	↖	↖	↖	↖	↖	↖	↖	↖	↖	↖	↖	↖	↖	↖	↖	↖	↖	↖
Houston Pilots C - 25/26	12	12	10	10	10	10	9	8	8	8	8	7	6	6	6	6	6	6	7	8	8	7	8	8
	18	18	17	16	16	15	14	13	13	12	10	10	9	9	9	9	9	9	10	13	13	13	14	14
	↖	↖	↖	↖	↖	↖	↖	↖	↖	↖	↖	↖	↖	↖	↖	↖	↖	↖	↖	↖	↖	↖	↖	↖
Houston Pilots B - 11/12	10	10	10	10	9	8	8	8	7	7	6	6	6	6	6	6	6	6	6	7	7	7	8	8
	17	18	17	16	16	15	14	13	13	12	12	10	10	9	9	9	9	10	10	13	13	13	14	14
	↖	↖	↖	↖	↖	↖	↖	↖	↖	↖	↖	↖	↖	↖	↖	↖	↖	↖	↖	↖	↖	↖	↖	↖
Houston Pilots A - 1 & 2 Bravo	12	12	12	10	10	10	10	9	9	9	8	8	8	7	7	7	7	7	8	8	8	8	8	7
	18	18	18	17	17	16	16	15	14	14	13	13	12	10	10	10	10	10	12	14	13	14	14	14
	↖	↖	↖	↖	↖	↖	↖	↖	↖	↖	↖	↖	↖	↖	↖	↖	↖	↖	↖	↖	↖	↖	↖	↖

NOTE: This is automated data that may/may not agree with the official BAM thinking that's found on the daily slides.
This data should be used as a guide only.

Houston Pilots: THU. 9/11/2025

Forecast Discussion

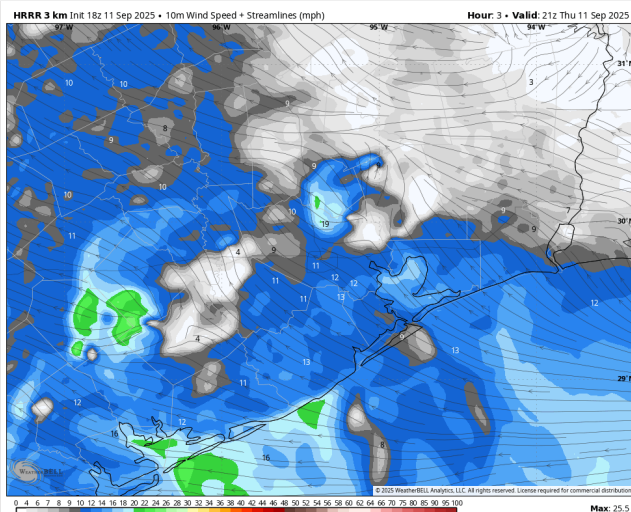
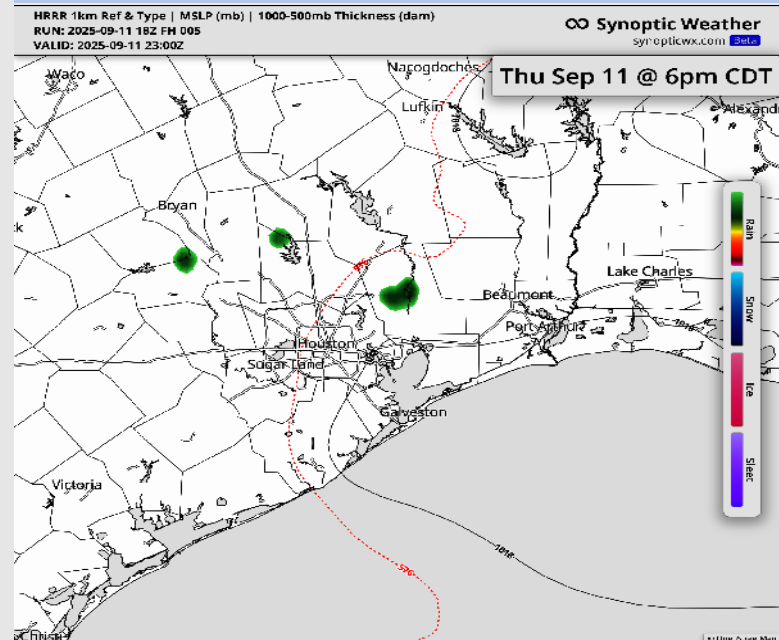
Precip: Isolated showers possible through 6PM.

Wind: Winds will be out of the SE throughout the remainder of the day. **N of Morgan's Point:** Winds will be at 5 – 10 kts. **S of Morgan's Point:** Winds will be at 7 – 12 kts. **Wind gusts up to 20 kts possible for all Stations through 10PM.**

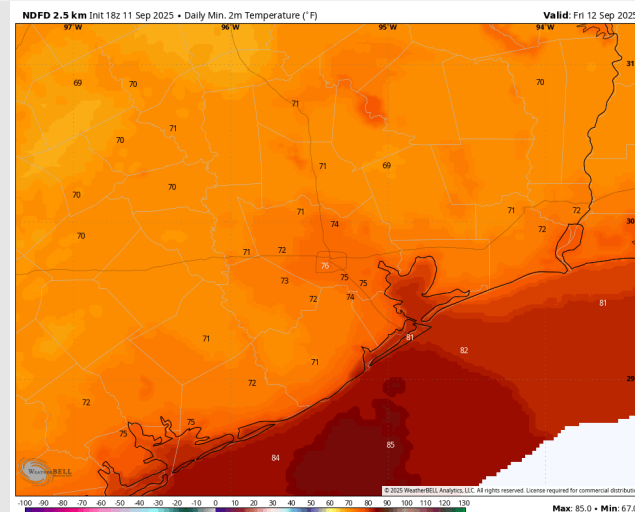
Low Temps: **N of Morgan's Point:** Mid 70s F. **S of Morgan's Point:** Low 80s F.

Visibility: No visibility concerns today.

Precip Image: 6 PM CT



Wind Speed:
4 PM CT



Low Temps
FRI AM

Houston Pilots: FRI. 9/12/2025

Forecast Discussion

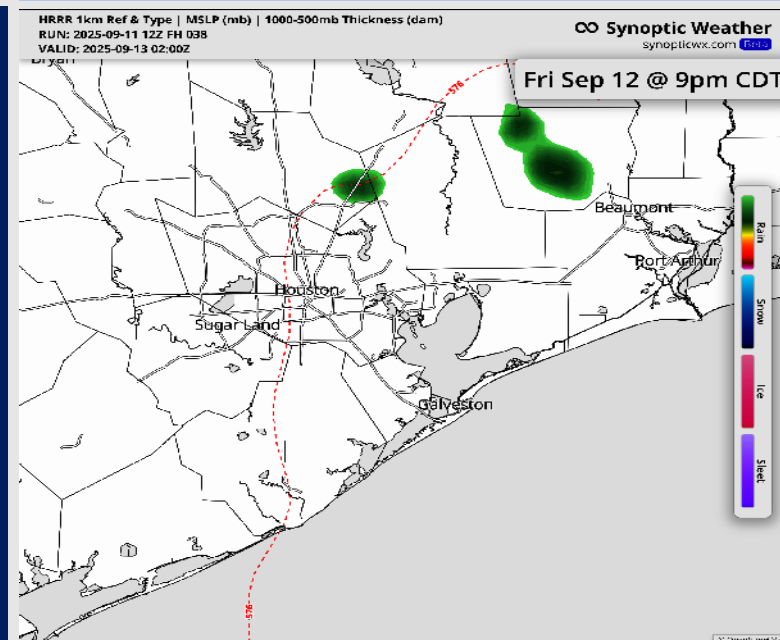
Precip: Favoring dry conditions for Friday. Isolated showers possible N of Morgan's Point from 9 – 11PM.

Wind: Winds will be out of the E/NE, rotating to be out of the SE after 2PM. **N of Morgan's Point:** Winds will be at 4 – 9 kts. **S of Morgan's Point:** Winds will be at 2 – 7 kts.

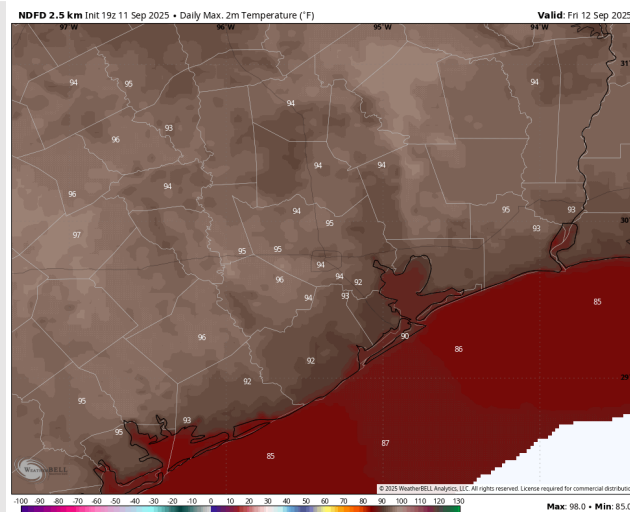
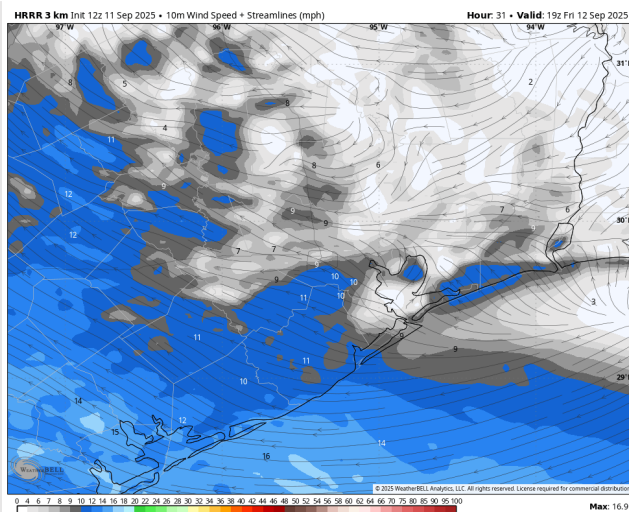
High Temps: **N of Morgan's Point:** Low 90s F. **S of Morgan's Point:** Near 90 F.

Visibility: No visibility concerns Friday.

Precip Image: 9 PM CT



Wind Speed:
2 PM CT



High Temps
Friday

Houston Pilots: SAT. 9/13/2025

Forecast Discussion

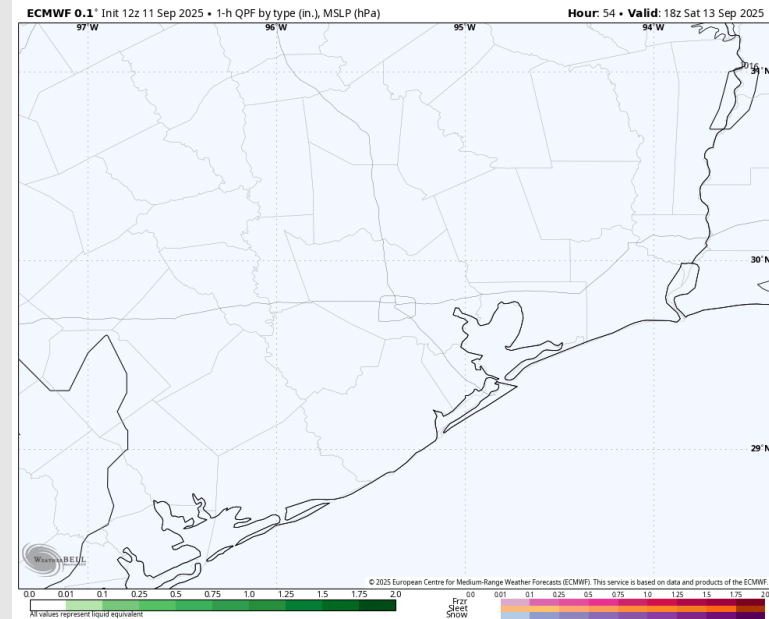
Precip: Favoring dry conditions for Saturday.

Wind: Winds will be variable before settling out of the SE at 1 PM **N of Morgan's Point:** Winds will be at 4 – 9 kts. **S of Morgan's Point:** Winds will be at 2 – 7 kts.

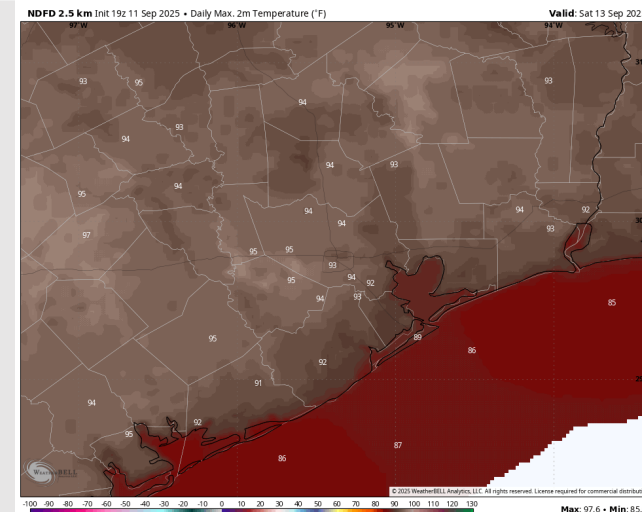
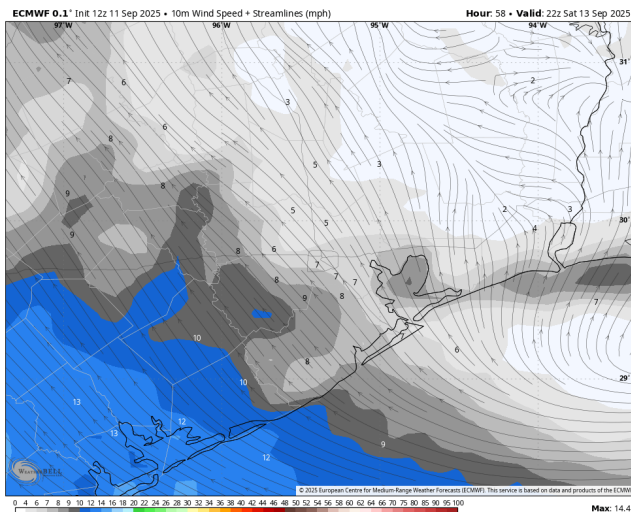
High Temps: **N of Morgan's Point:** Low 90s F. **S of Morgan's Point:** Near 90 F.

Visibility: No visibility concerns Saturday

Precip Image: 1 PM CT



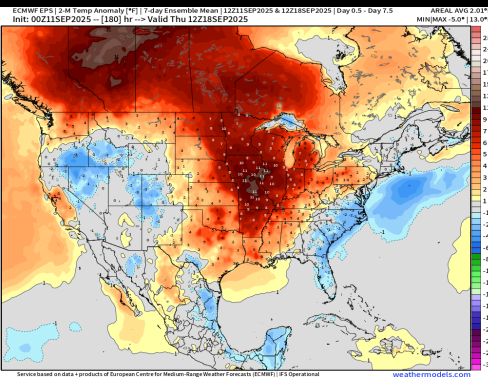
Wind Speed:
5 PM CT



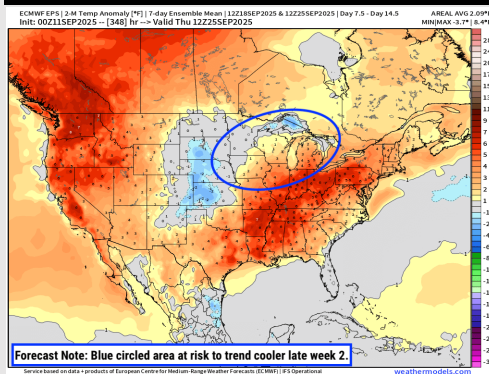
High Temps
Saturday

Houston Pilots: 9/11/25

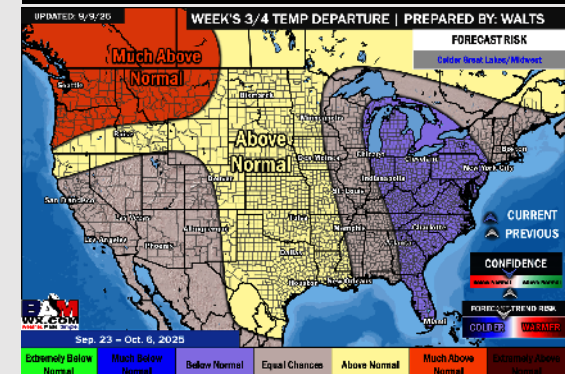
Next 7 Day Temperature Departure



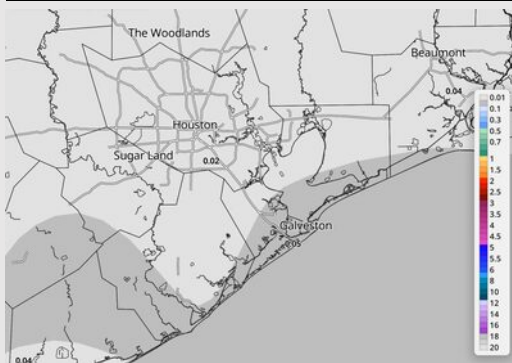
8-14 Day Temperature Departure



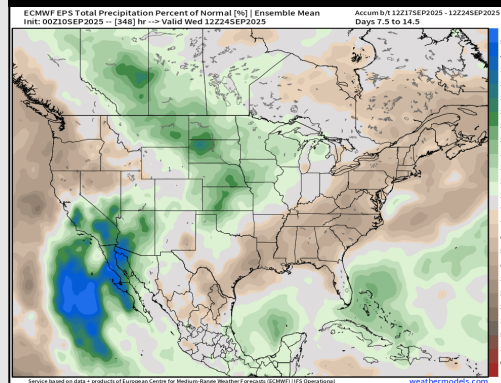
15-30 Day Temperature Departure



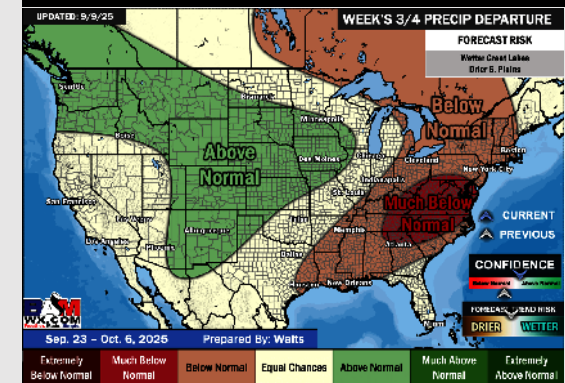
Next 7 Day Total Precipitation



8-14 Day % of Average Precip.



15-30 Day % of Average Precip.



- Temps are expected to be above normal for the next 7 days and favoring a dry weekend ahead.
- Above normal temperatures and below normal rain chances are favored for days 8 – 14.
- Above normal temperatures are favored for late September/early October with below normal rainfall chances.